

Class Supercar

Startgrid Omgang 1

Heat 11 OMG1		
Pos	No.	Name
1	76	Philip Gehrman
2	16	Oliver Eriksson
3	9	Crister Dalmans
4	1	Thomas Bryntesson
5		
6		

Heat 12 OMG1		
Pos	No.	Name
1	4	Robin Larsson
2	30	Ole Kristian Temte
3	91	Ola Frøshaug
4	88	Daniel Thorén
5		
6		

Heat 13 OMG1		
Pos	No.	Name
1	8	Peter Hedström
2	61	Andreas Carlsson
3	48	Lukas Walfridson
4	72	Ulrik Linnemann
5	11	Oliver Solberg
6		

Pos	No.	Name
1		
2		
3		
4		
5		
6		

Pos	No.	Name
1		
2		
3		
4		
5		
6		

Pos	No.	Name
1		
2		
3		
4		
5		
6		

Clerk of the course Kjell Petterson

Steward Jukka Westerback

Secretary of the meeting Camilla Andreassen

Timekeeping Steffen Kirchhof

S. Willa

published:

printed: 06.10.2018 12:55

RallyX Tierp

Super Car


Tierp 1,383 Km

Free Practice 1

06.10.2018 14:00

Practice (4 Laps) started at 13:44:51

Pos	No.	Name	Entrant	Make	Nat./Club	Laps	Best Tm	Diff	In Lap	2nd Best
1	16	Oliver Eriksson	Olsbergs MSE	Ford Fiesta	SWE-MK Speed	4	43.106		4	43.201
2	1	Thomas Bryntesson	JC RACETEKNIK	Ford Fiesta	NOR-NMK TRÖGSTAD	4	43.815	0.709	3	47.572
3	11	Oliver Solberg	-	Citroën DS3	SWE-LAF	4	43.905	0.799	3	48.275
4	4	Robin Larsson	-	Audi A1	SWE-Skene MS	4	43.911	0.805	3	44.601
5	8	Peter Hedström	Hedströms Motorsport	VW Polo	SWE-Finnskoga MK	4	44.402	1.296	4	45.360
6	61	Andreas Carlsson	Andreas Carlsson	Renault Clio	SWE-MK Team Westor	4	44.573	1.467	3	50.641
7	72	Ulrik Linnemann	Olsbergs MSE	Honda	DEN-Motorsport Nordj	4	44.869	1.763	2	45.366
8	91	Ola Frøshaug	JC RACETEKNIK	Ford Fiesta	NOR-NMK TRÖGSTAD	3	45.953	2.847	2	46.269
9	76	Philip Gehrman	-	VW Beetle	SWE-MK Kopparberg	3	46.097	2.991	2	46.575
10	9	Crister Dalmans	Hedströms Motorsport	VW Polo	SWE-Malungs MK	4	46.580	3.474	3	47.774
11	88	Daniel Thorén	Hedströms Motorsport	VW Polo	SWE-Finnskag MK	4	47.702	4.596	1	47.900
12	30	Ole Kristian Temte	Ole Kristian Temte	Citroën C4 RX	NOR-KNA Eiker	2	59.258	16.152	1	1:02.436
13	48	Lukas Walfridson	Helmia Motorsport	Renault Clio	SWE-MK Ratten	1	1:13.651	30.545	1	



RallyX Tierp

Super Car

Tierp 1,383 Km

Free Practice 1

06.10.2018 14:00

Practice (4 Laps) started at 13:44:51

Lap	Lap Tm	Diff	Time of Day
(16) Oliver Eriksson			
1	51.743	+8.637	13:59:16.479
2	50.327	+7.221	14:00:06.806
3	43.201	+0.095	14:00:50.007
4	43.106		14:01:33.113

Lap	Lap Tm	Diff	Time of Day
(1) Thomas Bryntesson			
1	52.634	+8.819	14:03:59.644
2	50.117	+6.302	14:04:49.761
3	43.815		14:05:33.576
4	47.572	+3.757	14:06:21.148

Lap	Lap Tm	Diff	Time of Day
(11) Oliver Solberg			
1	48.275	+4.370	13:59:32.267
2	50.037	+6.132	14:00:22.304
3	43.905		14:01:06.209
4	50.421	+6.516	14:01:56.630

Lap	Lap Tm	Diff	Time of Day
(4) Robin Larsson			
1	44.871	+0.960	14:03:32.491
2	44.601	+0.690	14:04:17.092
3	43.911		14:05:01.003
4	50.132	+6.221	14:05:51.135

Lap	Lap Tm	Diff	Time of Day
(8) Peter Hedström			
1	46.287	+1.885	14:03:43.156
2	51.500	+7.098	14:04:34.656
3	45.360	+0.958	14:05:20.016
4	44.402		14:06:04.418

Lap	Lap Tm	Diff	Time of Day
(61) Andreas Carlsson			
1	52.641	+8.068	13:59:08.415
2	51.239	+6.666	13:59:59.654
3	44.573		14:00:44.227
4	50.641	+6.068	14:01:34.868

Lap	Lap Tm	Diff	Time of Day
(72) Ulrik Linnemann			
1	53.077	+8.208	14:04:08.615
2	44.869		14:04:53.484
3	45.366	+0.497	14:05:38.850
4	45.407	+0.538	14:06:24.257

Lap	Lap Tm	Diff	Time of Day
(91) Ola Frøshaug			
1	46.269	+0.316	13:45:59.629
2	45.953		13:46:45.582
3	52.894	+6.941	13:47:38.476

Lap	Lap Tm	Diff	Time of Day
(76) Philip Gehrman			
1	54.351	+8.254	13:46:14.953
2	46.097		13:47:01.050
3	46.575	+0.478	13:47:47.625

Lap	Lap Tm	Diff	Time of Day
(9) Crister Dalmans			
1	47.867	+1.287	13:46:30.089
2	55.655	+9.075	13:47:25.744
3	46.580		13:48:12.324
4	47.774	+1.194	13:49:00.098

Lap	Lap Tm	Diff	Time of Day
(88) Daniel Thorén			
1	47.702		13:46:35.251
2	47.900	+0.198	13:47:23.151
3	52.164	+4.462	13:48:15.315
4	48.617	+0.915	13:49:03.932

Lap	Lap Tm	Diff	Time of Day
(30) Ole Kristian Temte			

Lap	Lap Tm	Diff	Time of Day
1	59.258		13:46:26.092
2	1:02.436	+3.178	13:47:28.528

Lap	Lap Tm	Diff	Time of Day
(48) Lukas Walfridson			
1	1:13.651		13:59:45.407

Lap	Lap Tm	Diff	Time of Day
-----	--------	------	-------------

RallyX Tierp

Super Car

Tierp 1,383 Km

Free Practice 2


06.10.2018 15:30

Practice (4 Laps) started at 15:21:13

Pos	No.	Name	Entrant	Make	Nat./Club	Laps	Best Tm	Diff	In Lap	2nd Best
1	11	Oliver Solberg	-	Citroën DS3	SWE-LAF	4	43.732		3	43.860
2	72	Ulrik Linnemann	Olsbergs MSE	Honda	DEN-Motorsport Nordj	4	44.179	0.447	3	44.299
3	48	Lukas Walfridson	Helmia Motorsport	Renault Clio	SWE-MK Ratten	4	44.204	0.472	4	44.310
4	4	Robin Larsson	-	Audi A1	SWE-Skene MS	4	44.231	0.499	2	45.444
5	1	Thomas Bryntesson	JC RACETEKNIK	Ford Fiesta	NOR-NMK TRÖGSTAD	4	44.403	0.671	3	44.593
6	61	Andreas Carlsson	Andreas Carlsson	Renault Clio	SWE-MK Team Westor	4	45.265	1.533	2	51.023
7	88	Daniel Thorén	Hedströms Motorsport	VW Polo	SWE-Finnskag MK	4	47.047	3.315	1	47.072
8	91	Ola Frøshaug	JC RACETEKNIK	Ford Fiesta	NOR-NMK TRÖGSTAD	4	47.108	3.376	1	47.289
9	16	Oliver Eriksson	Olsbergs MSE	Ford Fiesta	SWE-MK Speed	4	50.282	6.550	3	50.778
10	9	Crister Dalmans	Hedströms Motorsport	VW Polo	SWE-Malungs MK	4	50.563	6.831	4	51.951
11	76	Philip Gehrman	-	VW Beetle	SWE-MK Kopparberg	2	53.995	10.263	1	1:01.864
12	8	Peter Hedström	Hedströms Motorsport	VW Polo	SWE-Finnskoga MK	1	54.290	10.558	1	

Not classified

DNS	30	Ole Kristian Temte	Ole Kristian Temte	Citroën C4 RX	NOR-KNA Eiker				0	
-----	----	---------------------------	--------------------	---------------	---------------	--	--	--	---	--



RallyX Tierp

Super Car

Tierp 1,383 Km

Free Practice 2


06.10.2018 15:30

Practice (4 Laps) started at 15:21:13

Lap	Lap Tm	Diff	Time of Day
(11) Oliver Solberg			
1	51.968	+8.236	15:27:18.409
2	43.860	+0.128	15:28:02.269
3	43.732		15:28:46.001
4	46.064	+2.332	15:29:32.065
(72) Ulrik Linnemann			
1	52.341	+8.162	15:22:34.940
2	44.666	+0.487	15:23:19.606
3	44.179		15:24:03.785
4	44.299	+0.120	15:24:48.084
(48) Lukas Walfridson			
1	52.292	+8.088	15:22:51.590
2	45.226	+1.022	15:23:36.816
3	44.310	+0.106	15:24:21.126
4	44.204		15:25:05.330
(4) Robin Larsson			
1	51.916	+7.685	15:26:56.053
2	44.231		15:27:40.284
3	45.444	+1.213	15:28:25.728
4	50.896	+6.665	15:29:16.624
(1) Thomas Bryntesson			
1	51.244	+6.841	15:22:44.635
2	51.045	+6.642	15:23:35.680
3	44.403		15:24:20.083
4	44.593	+0.190	15:25:04.676
(61) Andreas Carlsson			
1	52.289	+7.024	15:27:09.785
2	45.265		15:27:55.050
3	51.023	+5.758	15:28:46.073
4	52.075	+6.810	15:29:38.148
(88) Daniel Thorén			
1	47.047		15:26:43.888
2	48.530	+1.483	15:27:32.418
3	47.072	+0.025	15:28:19.490
4	53.635	+6.588	15:29:13.125
(91) Ola Frøshaug			
1	47.108		15:22:12.127
2	47.398	+0.290	15:22:59.525
3	47.289	+0.181	15:23:46.814
4	53.252	+6.144	15:24:40.066
(16) Oliver Eriksson			
1	51.262	+0.980	15:22:26.209
2	50.778	+0.496	15:23:16.987
3	50.282		15:24:07.269
4	50.795	+0.513	15:24:58.064
(9) Crister Dalmans			
1	54.072	+3.509	15:31:42.998
2	51.951	+1.388	15:32:34.949
3	55.811	+5.248	15:33:30.760
4	50.563		15:34:21.323
(76) Philip Gehrman			
1	53.995		15:31:30.879
2	1:01.864	+7.869	15:32:32.743
(8) Peter Hedström			

Lap	Lap Tm	Diff	Time of Day
1	54.290		15:32:01.437

Lap	Lap Tm	Diff	Time of Day
-----	--------	------	-------------



Results Omgang 1 Class Supercar NEW

Pos	No.	Driver Entrant	Club Car	Total Tm.	Diff	Lap 1	Lap 2	Lap 3	Lap 4	Pts.
1	11	Oliver Solberg -	SWE-LAF Citroën DS3	3:05.815	-	48,980	43,617	43,359	49,859	50
2	16	Oliver Eriksson Olsbergs MSE	SWE-MK Speed Ford Fiesta	3:08.527	2.712	57,521	44,181	43,470	43,355	45
3	1	Thomas Bryntesson JC RACETEKNIK	NOR-NMK TRÖGSTAD Ford Fiesta	3:10.459	4.644	50,512	44,811	44,486	50,650	42
4	4	Robin Larsson -	SWE-Skene MS Audi A1	3:11.487	5.672	50,508	45,065	45,496	50,418	40
5	72	Ulrik Linnemann Olsbergs MSE	DEN-Motorsport Nordjylla Honda	3:14.041	8.226	53,497	45,238	51,368	43,938	39
6	61	Andreas Carlsson Andreas Carlsson	SWE-MK Team Westom Renault Clio	3:15.059	9.244	51,708	46,095	45,827	51,429	38
7	48	Lukas Walfridson Helmia Motorsport	SWE-MK Ratten Renault Clio	3:20.709	14.894	56,308	44,432	51,725	45,244	37
8	9	Crister Dalmans Hedströms Motorsport	SWE-Malungs MK VW Polo	3:24.442	18.627	54,349	53,945	48,036	48,112	36
9	91	Ola Frøshaug JC RACETEKNIK	NOR-NMK TRÖGSTAD Ford Fiesta	3:24.924	19.109	52,900	47,106	46,817	58,101	35
10	88	Daniel Thorén Hedströms Motorsport	SWE-Finnskag MK VW Polo	3:26.483	20.668	54,019	50,902	53,946	47,616	34
DNF	76	Philip Gehrman -	SWE-MK Kopparberg VW Beetle	DNF	1 Lap	1:19,586	1:17,969	1:02,089	-	30
DNF	8	Peter Hedström Hedströms Motorsport	SWE-Finnskoga MK VW Polo	DNF	3 Laps	1:12,591	-	-	-	30
DNS	30	Ole Kristian Temte Ole Kristian Temte	NOR-KNA Eiker Citroën C4 RX	DNS	-	-	-	-	-	0

These results are provisional until the conclusion of any judicial and technical matters

Info: #48 +3 sec. Time penalty; unfair driving

Drivers included: 13

Clerk of the course Kjell Pettersson

Steward Jukka Westerback

Secretary of the meeting Camilla Andreassen

Timekeeping Steffen Kirchhof

published:

printed: 07.10.2018 08:19

Class Supercar

Startgrid Omgang 2 NEW

Heat 24 OMG2		
Pos	No.	Name
1	88	Daniel Thorén
2	76	Philip Gehrman
3	8	Peter Hedström
4	30	Ole Kristian Temte
5		
6		

Heat 25 OMG2		
Pos	No.	Name
1	61	Andreas Carlsson
2	48	Lukas Walfridson
3	9	Crister Dalmans
4	91	Ola Frøshaug
5		
6		

Heat 26 OMG2		
Pos	No.	Name
1	11	Oliver Solberg
2	16	Oliver Eriksson
3	1	Thomas Bryntesson
4	4	Robin Larsson
5	72	Ulrik Linnemann
6		

Pos	No.	Name
1		
2		
3		
4		
5		
6		

Pos	No.	Name
1		
2		
3		
4		
5		
6		

Pos	No.	Name
1		
2		
3		
4		
5		
6		

Clerk of the course Kjell Pettersson

Steward Jukka Westerback

Secretary of the meeting Camilla Andreassen

Timekeeping Steffen Kirchhof



published:

printed: 07.10.2018 08:22

RallyX Tierp

Super Car

Tierp 1,383 Km

Warm up

07.10.2018 09:35

Practice (2 Laps) started at 9:30:31

Pos	No.	Name	Entrant	Make	Nat./Club	Laps	Best Tm	Diff	In Lap	2nd Best
1	16	Oliver Eriksson	Olsbergs MSE	Ford Fiesta	SWE-MK Speed	2	44.189		2	52.211
2	11	Oliver Solberg	-	Citroën DS3	SWE-LAF	2	44.485	0.296	1	55.159
3	72	Ulrik Linnemann	Olsbergs MSE	Honda	DEN-Motorsport Nordj	2	44.683	0.494	2	53.192
4	4	Robin Larsson	-	Audi A1	SWE-Skene MS	2	44.721	0.532	2	51.654
5	48	Lukas Walfridson	Helmia Motorsport	Renault Clio	SWE-MK Ratten	2	44.946	0.757	2	45.951
6	61	Andreas Carlsson	Andreas Carlsson	Renault Clio	SWE-MK Team Westor	2	46.012	1.823	2	53.329
7	76	Philip Gehrman	-	VW Beetle	SWE-MK Kopparberg	2	46.301	2.112	2	53.787
8	8	Peter Hedström	Hedströms Motorsport	VW Polo	SWE-Finnskoga MK	2	46.457	2.268	2	48.341
9	91	Ola Frøshaug	JC RACETEKNIK	Ford Fiesta	NOR-NMK TRÖGSTAD	2	47.485	3.296	1	52.214
10	9	Crister Dalmans	Hedströms Motorsport	VW Polo	SWE-Malungs MK	2	47.675	3.486	2	48.440
11	88	Daniel Thorén	Hedströms Motorsport	VW Polo	SWE-Finnskag MK	2	48.870	4.681	1	54.285
12	1	Thomas Bryntesson	JC RACETEKNIK	Ford Fiesta	NOR-NMK TRÖGSTAD	2	50.460	6.271	2	51.980

Not classified

DNS	30	Ole Kristian Temte	Ole Kristian Temte	Citroën C4 RX	NOR-KNA Eiker				0	
-----	----	---------------------------	--------------------	---------------	---------------	--	--	--	---	--



RallyX Tierp

Super Car

Tierp 1,383 Km

Warm up

07.10.2018 09:35

Practice (2 Laps) started at 9:30:31

Lap	Lap Tm	Diff	Time of Day
(16) Oliver Eriksson			
1	52.211	+8.022	9:36:59.252
2	44.189		9:37:43.441
(11) Oliver Solberg			
1	44.485		9:31:50.637
2	55.159	+10.674	9:32:45.796
(72) Ulrik Linnemann			
1	53.192	+8.509	9:31:50.539
2	44.683		9:32:35.222
(4) Robin Larsson			
1	51.654	+6.933	9:40:29.890
2	44.721		9:41:14.611
(48) Lukas Walfridson			
1	45.951	+1.005	9:31:58.428
2	44.946		9:32:43.374
(61) Andreas Carlsson			
1	53.329	+7.317	9:32:26.477
2	46.012		9:33:12.489
(76) Philip Gehrman			
1	53.787	+7.486	9:32:14.729
2	46.301		9:33:01.030
(8) Peter Hedström			
1	48.341	+1.884	9:40:02.816
2	46.457		9:40:49.273
(91) Ola Frøshaug			
1	47.485		9:37:02.562
2	52.214	+4.729	9:37:54.776
(9) Crister Dalmans			
1	48.440	+0.765	9:37:14.511
2	47.675		9:38:02.186
(88) Daniel Thorén			
1	48.870		9:37:22.707
2	54.285	+5.415	9:38:16.992
(1) Thomas Bryntesson			
1	51.980	+1.520	9:40:20.514
2	50.460		9:41:10.974

Lap	Lap Tm	Diff	Time of Day
-----	--------	------	-------------

Lap	Lap Tm	Diff	Time of Day
-----	--------	------	-------------



Results Omgang 2 Class Supercar

Pos	No.	Driver Entrant	Club Car	Total Tm.	Diff	Lap 1	Lap 2	Lap 3	Lap 4	Pts.
1	16	Oliver Eriksson Olsbergs MSE	SWE-MK Speed Ford Fiesta	3:07.185	-	49,767	43,442	43,431	50,545	50
2	48	Lukas Walfridson Helmia Motorsport	SWE-MK Ratten Renault Clio	3:12.242	5.057	51,150	44,714	51,274	45,104	45
3	1	Thomas Bryntesson JC RACETEKNIK	NOR-NMK TRÖGSTAD Ford Fiesta	3:12.910	5.725	58,479	44,544	44,490	45,397	42
4	61	Andreas Carlsson Andreas Carlsson	SWE-MK Team Westom Renault Clio	3:15.418	8.233	52,259	45,318	45,986	51,855	40
5	4	Robin Larsson -	SWE-Skene MS Audi A1	3:16.202	9.017	51,277	50,258	44,411	46,256	39
6	76	Philip Gehrman -	SWE-MK Kopparberg VW Beetle	3:16.787	9.602	51,661	46,597	45,723	52,806	38
7	91	Ola Frøshaug JC RACETEKNIK	NOR-NMK TRÖGSTAD Ford Fiesta	3:19.534	12.349	53,908	46,555	52,909	46,162	37
8	11	Oliver Solberg -	SWE-LAF Citroën DS3	3:23.132	15.947	50,377	44,634	48,205	59,916	36
9	88	Daniel Thorén Hedströms Motorsport	SWE-Finnskag MK VW Polo	3:24.571	17.386	53,722	50,022	46,758	54,069	35
10	72	Ulrik Linnemann Olsbergs MSE	DEN-Motorsport Nordjylla Honda	3:28.076	20.891	52,441	49,428	56,965	49,242	34
11	8	Peter Hedström Hedströms Motorsport	SWE-Finnskoga MK VW Polo	3:44.000	36.815	1:00,702	52,407	52,122	58,769	33
12	30	Ole Kristian Temte Ole Kristian Temte	NOR-KNA Eiker Citroën C4 RX	4:04.734	57.549	1:07,654	1:01,045	57,355	58,680	32
13	9	Crister Dalmans Hedströms Motorsport	SWE-Malungs MK VW Polo	4:21.254	1:14.069	55,067	58,610	1:16,445	1:11,132	31

These results are provisional until the conclusion of any judicial and technical matters

Info: #4 +5 sec. Time penalty; moving track markers

Drivers included: 13

Clerk of the course Kjell Pettersson

Steward Jukka Westerback

Secretary of the meeting Camilla Andreassen

Timekeeping Steffen Kirchhof

published:

printed: 07.10.2018 11:26

Class Supercar

Startgrid Omgang 3

Heat 37 OMG3		
Pos	No.	Name
1	72	Ulrik Linnemann
2	8	Peter Hedström
3	30	Ole Kristian Temte
4	9	Crister Dalmans
5		
6		

Heat 38 OMG3		
Pos	No.	Name
1	76	Philip Gehrman
2	91	Ola Frøshaug
3	11	Oliver Solberg
4	88	Daniel Thorén
5		
6		

Heat 39 OMG3		
Pos	No.	Name
1	16	Oliver Eriksson
2	48	Lukas Walfridson
3	1	Thomas Bryntesson
4	61	Andreas Carlsson
5	4	Robin Larsson
6		

Pos	No.	Name
1		
2		
3		
4		
5		
6		

Pos	No.	Name
1		
2		
3		
4		
5		
6		

Pos	No.	Name
1		
2		
3		
4		
5		
6		

Clerk of the course Kjell Pettersson

Steward Jukka Westerback

Secretary of the meeting Camilla Andreassen

Timekeeping Steffen Kirchhof

S. Willa

published:

printed: 07.10.2018 11:26

Results Intermediate OMG 1-3 Class Supercar

Pos	No.	Driver Entrant	Club Car	OMG 1	OMG 2	OMG 3	OMG total	Int Pts.	SF1	SF2	SF3	Final	CH Pts.
1	16	Oliver Eriksson Olsbergs MSE	SWE-MK Speed Ford Fiesta	45 3:08.527	50 3:07.185	- -	95	16					16
2	11	Oliver Solberg -	SWE-LAF Citroën DS3	50 3:05.815	36 3:23.132	- -	86	15					15
3	1	Thomas Bryntesson JC RACETEKNIK	NOR-NMK TRÖGSTAD Ford Fiesta	42 3:10.459	42 3:12.910	- -	84	14					14
4	48	Lukas Walfridson Helmia Motorsport	SWE-MK Ratten Renault Clio	37 3:20.709	45 3:12.242	- -	82	13					13
5	4	Robin Larsson -	SWE-Skene MS Audi A1	40 3:11.487	39 3:16.202	- -	79	12					12
6	61	Andreas Carlsson Andreas Carlsson	SWE-MK Team Westom Renault Clio	38 3:15.059	40 3:15.418	- -	78	11					11
7	72	Ulrik Linnemann Olsbergs MSE	DEN-Motorsport Nordjylla Honda	39 3:14.041	34 3:28.076	- -	73	10					10
8	91	Ola Frøshaug JC RACETEKNIK	NOR-NMK TRÖGSTAD Ford Fiesta	35 3:24.924	37 3:19.534	- -	72	9					9
9	88	Daniel Thorén Hedströms Motorsport	SWE-Finnskag MK VW Polo	34 3:26.483	35 3:24.571	- -	69	8					8
10	76	Philip Gehrman -	SWE-MK Kopparberg VW Beetle	30 DNF	38 3:16.787	- -	68	7					7
11	9	Crister Dalmans Hedströms Motorsport	SWE-Malungs MK VW Polo	36 3:24.442	31 4:21.254	- -	67	6					6
12	8	Peter Hedström Hedströms Motorsport	SWE-Finnskoga MK VW Polo	30 DNF	33 3:44.000	- -	63	0					0
13	30	Ole Kristian Temte Ole Kristian Temte	NOR-KNA Eiker Citroën C4 RX	0 DNS	32 4:04.734	- -	32	0					0

These results are provisional until the conclusion of any judicial and technical matters
Info

Drivers included: 13

Clerk of the course Kjell Pettersson

Steward Jukka Westerback

Secretary of the meeting Camilla Andreassen

Timekeeping Steffen Kirchhof

published:

printed:

07.10.2018 11:27

Results Omgang 3 Class Supercar

Pos	No.	Driver Entrant	Club Car	Total Tm.	Diff	Lap 1	Lap 2	Lap 3	Lap 4	Pts.
1	1	Thomas Bryntesson JC RACETEKNIK	NOR-NMK TRÖGSTAD Ford Fiesta	3:14.710	-	51,610	45,908	45,685	51,507	50
2	4	Robin Larsson -	SWE-Skene MS Audi A1	3:17.080	2.370	52,363	52,352	46,704	45,661	45
3	48	Lukas Walfridson Helmia Motorsport	SWE-MK Ratten Renault Clio	3:20.331	5.621	54,435	46,482	46,449	52,965	42
4	76	Philip Gehrman -	SWE-MK Kopparberg VW Beetle	3:20.940	6.230	51,879	48,978	46,698	53,385	40
5	91	Ola Frøshaug JC RACETEKNIK	NOR-NMK TRÖGSTAD Ford Fiesta	3:24.408	9.698	53,913	48,744	47,861	53,890	39
6	61	Andreas Carlsson Andreas Carlsson	SWE-MK Team Westom Renault Clio	3:26.991	12.281	1:00,755	52,935	46,817	46,484	38
7	9	Crister Dalmans Hedströms Motorsport	SWE-Malungs MK VW Polo	3:28.585	13.875	54,972	49,229	48,859	55,525	37
8	88	Daniel Thorén Hedströms Motorsport	SWE-Finnskag MK VW Polo	3:33.187	18.477	59,852	48,591	49,831	54,913	36
9	30	Ole Kristian Temte Ole Kristian Temte	NOR-KNA Eiker Citroën C4 RX	3:48.583	33.873	1:06,528	52,900	54,311	54,844	35
10	11	Oliver Solberg -	SWE-LAF Citroën DS3	4:16.982	1:02.272	49,844	56,359	1:09,111	1:21,668	34
11	8	Peter Hedström Hedströms Motorsport	SWE-Finnskoga MK VW Polo	4:18.278	1:03.568	53,284	48,578	1:00,684	1:35,732	33
DNF	72	Ulrik Linnemann Olsbergs MSE	DEN-Motorsport Nordjylla Honda	DNF	3 Laps	55,032	-	-	-	30
DNF	16	Oliver Eriksson Olsbergs MSE	SWE-MK Speed Ford Fiesta	DNF	4 Laps	-	-	-	-	30

These results are provisional until the conclusion of any judicial and technical matters

Info: #61 jump start

Drivers included: 13

Clerk of the course Kjell Pettersson

Steward Jukka Westerback

Secretary of the meeting Camilla Andreassen

Timekeeping Steffen Kirchhof

published:

printed: 07.10.2018 14:21

Results Omgang 3 Class Supercar

Pos	No.	Driver Entrant	Club Car	Total Tm.	Diff	Lap 1	Lap 2	Lap 3	Lap 4	Pts.
-----	-----	-------------------	-------------	-----------	------	-------	-------	-------	-------	------

These results are provisional until the conclusion of any judicial and technical matters
 Info: #61 jump start

Drivers included: 13

Clerk of the course Kjell Pettersson

Steward Jukka Westerback

Secretary of the meeting Camilla Andreassen

Timekeeping Steffen Kirchof



published:

printed: 07.10.2018 14:21

Pos	No.	Driver Entrant	Club Car	OMG 1	OMG 2	OMG 3	OMG total	Int Pts.	SF1	SF2	SF3	Final	CH Pts.
1	1	Thomas Bryntesson JC RACETEKNIK	NOR-NMK TRÖGSTAD Ford Fiesta	42 3:10.459	42 3:12.910	50 3:14.710	134	16					16
2	16	Oliver Eriksson Olsbergs MSE	SWE-MK Speed Ford Fiesta	45 3:08.527	50 3:07.185	30 DNF	125	15					15
3	4	Robin Larsson -	SWE-Skene MS Audi A1	40 3:11.487	39 3:16.202	45 3:17.080	124	14					14
4	48	Lukas Walfridson Helmia Motorsport	SWE-MK Ratten Renault Clio	37 3:20.709	45 3:12.242	42 3:20.331	124	13					13
5	11	Oliver Solberg -	SWE-LAF Citroën DS3	50 3:05.815	36 3:23.132	34 4:16.982	120	12					12
6	61	Andreas Carlsson Andreas Carlsson	SWE-MK Team Westom Renault Clio	38 3:15.059	40 3:15.418	38 3:26.991	116	11					11
7	91	Ola Frøshaug JC RACETEKNIK	NOR-NMK TRÖGSTAD Ford Fiesta	35 3:24.924	37 3:19.534	39 3:24.408	111	10					10
8	76	Philip Gehrman -	SWE-MK Kopparberg VW Beetle	30 DNF	38 3:16.787	40 3:20.940	108	9					9
9	88	Daniel Thorén Hedströms Motorsport	SWE-Finnskag MK VW Polo	34 3:26.483	35 3:24.571	36 3:33.187	105	8					8
10	9	Crister Dalmans Hedströms Motorsport	SWE-Malungs MK VW Polo	36 3:24.442	31 4:21.254	37 3:28.585	104	7					7
11	72	Ulrik Linnemann Olsbergs MSE	DEN-Motorsport Nordjylla Honda	39 3:14.041	34 3:28.076	30 DNF	103	6					6
12	8	Peter Hedström Hedströms Motorsport	SWE-Finnskoga MK VW Polo	30 DNF	33 3:44.000	33 4:18.278	96	5					5
13	30	Ole Kristian Temte Ole Kristian Temte	NOR-KNA Eiker Citroën C4 RX	0 DNS	32 4:04.734	35 3:48.583	67	4					4

These results are provisional until the conclusion of any judicial and technical matters

Info

Drivers included: 13

Clerk of the course Kjell Pettersson

Steward Jukka Westerback

Secretary of the meeting Camilla Andreassen

Timekeeping Steffen Kirchhof

published:

printed:

07.10.2018 14:21

Class Supercar

Startgrid Semifinal 1

Pos	No	Name
1	1	Thomas Bryntesson
2	4	Robin Larsson
3	11	Oliver Solberg
4	91	Ola Frøshaug
5	88	Daniel Thorén
6	72	Ulrik Linnemann

Startgrid Semifinal 2

Pos	No	Name
1	16	Oliver Eriksson
2	48	Lukas Walfridson
3	61	Andreas Carlsson
4	76	Philip Gehrman
5	9	Crister Dalmans
6	8	Peter Hedström

Reserve Drivers

Pos	No.	Name
1	30	Ole Kristian Temte
2		
3		
4		
5		

Results Semifinal 1 Class Supercar

Pos	No.	Driver Entrant	Club Car	Laps	Total Tm.	Diff	Lap 1 Lap 4	Lap 2 Lap 5	Lap 3 Lap 6	Pts.
1	11	Oliver Solberg -	SWE-LAF Citroën DS3	5	4:08.462	-	51,172 52,726	46,370 52,960	45,234 -	6
2	4	Robin Larsson -	SWE-Skene MS Audi A1	5	4:14.728	6.266	51,706 49,937	52,139 49,743	51,203 -	5
3	1	Thomas Bryntesson JC RACETEKNIK	NOR-NMK TRÖGSTAD Ford Fiesta	5	4:27.863	19.401	51,093 54,863	45,289 54,186	1:02,432 -	4
4	72	Ulrik Linnemann Olsbergs MSE	DEN-Motorsport Nordjylla Honda	5	4:29.361	20.899	1:03,648 49,600	49,769 48,772	57,572 -	3
5	91	Ola Frøshaug JC RACETEKNIK	NOR-NMK TRÖGSTAD Ford Fiesta	0	-	-	- -	- -	- -	2
6	88	Daniel Thorén Hedströms Motorsport	SWE-Finnskag MK VW Polo	0	-	-	- -	- -	- -	1

These results are provisional until the conclusion of any judicial and technical matters

Info:

Drivers included: 6

Clerk of the course Kjell Petterson

Steward Jukka Westerback

Secretary of the meeting Camilla Andreassen

Timekeeping Steffen Kirchhof

published:

printed: 07.10.2018 15:54

Results Semifinal 2 Class Supercar

Pos	No.	Driver Entrant	Club Car	Laps	Total Tm.	Diff	Lap 1 Lap 4	Lap 2 Lap 5	Lap 3 Lap 6	Pts.
1	76	Philip Gehrman -	SWE-MK Kopparberg VW Beetle	5	4:09.444	-	53,541 53,773	46,459 46,871	48,800 -	6
2	16	Oliver Eriksson Olsbergs MSE	SWE-MK Speed Ford Fiesta	5	4:11.607	2.163	51,505 48,090	48,160 54,854	48,998 -	5
3	61	Andreas Carlsson Andreas Carlsson	SWE-MK Team Westom Renault Clio	5	4:13.598	4.154	53,464 49,281	48,043 48,486	54,324 -	4
4	8	Peter Hedström Hedströms Motorsport	SWE-Finnskoga MK VW Polo	5	4:40.374	30.930	1:05,334 56,047	49,789 58,282	50,922 -	3
5	48	Lukas Walfridson Helmia Motorsport	SWE-MK Ratten Renault Clio	4	3:25.786	1 Lap	53,930 52,197	48,079 -	51,580 -	2
6	9	Crister Dalmans Hedströms Motorsport	SWE-Malungs MK VW Polo	3	2:43.809	2 Laps	57,489 -	55,962 -	50,358 -	1

These results are provisional until the conclusion of any judicial and technical matters

Info:

Drivers included: 6

Clerk of the course Kjell Pettersson

Steward Jukka Westerback

Secretary of the meeting Camilla Andreassen

Timekeeping Steffen Kirchhof



published:

printed: 07.10.2018 16:00

Class Supercar

Startgrid Final

Pos	No	Name
1	11	Oliver Solberg
2	76	Philip Gehrman
3	16	Oliver Eriksson
4	4	Robin Larsson
5	1	Thomas Bryntesson
6	61	Andreas Carlsson

Reserve Drivers

Pos	No.	Name
1	72	Ulrik Linnemann
2	8	Peter Hedström
3	48	Lukas Walfridson
4	91	Ola Frøshaug
5	88	Daniel Thorén
6	9	Crister Dalmans

Results Final Class Supercar

Pos	No.	Driver Entrant	Club Car	Laps	Total Tm.	Diff	Lap 1 Lap 4	Lap 2 Lap 5	Lap 3 Lap 6	Pts.
1	11	Oliver Solberg -	SWE-LAF Citroën DS3	5	4:13.341	-	52,537 49,104	47,969 49,265	54,466 -	8
2	4	Robin Larsson -	SWE-Skene MS Audi A1	5	4:25.043	11.702	58,780 50,326	56,714 50,113	49,110 -	5
3	76	Philip Gehrman -	SWE-MK Kopparberg VW Beetle	5	5:01.932	48.591	1:08,512 54,955	49,987 1:18,118	50,360 -	4
4	61	Andreas Carlsson Andreas Carlsson	SWE-MK Team Westom Renault Clio	4	4:39.026	1 Lap	1:18,125 1:09,646	1:01,370 -	1:09,885 -	3
5	1	Thomas Bryntesson JC RACETEKNIK	NOR-NMK TRÖGSTAD Ford Fiesta	1	58.296	4 Laps	58,296 -	- -	- -	2
6	16	Oliver Eriksson Olsbergs MSE	SWE-MK Speed Ford Fiesta	0	5.100	5 Laps	- -	- -	- -	1

These results are provisional until the conclusion of any judicial and technical matters

Info:

Drivers included: 6

Clerk of the course Kjell Pettersson

Steward Jukka Westerback

Secretary of the meeting Camilla Andreassen

Timekeeping Steffen Kirchhof

published:

printed: 07.10.2018 16:42

Final Results Class Supercar

Pos	No.	Driver Entrant	Club Car	OMG 1	OMG 2	OMG 3	OMG total	Int Pts.	SF1	SF2	SF3	Final	CH Pts.
1	11	Oliver Solberg -	SWE-LAF Citroën DS3	50 3:05.815	36 3:23.132	34 4:16.982	120	12	6 4:08.462			8 4:13.341	26
2	4	Robin Larsson -	SWE-Skene MS Audi A1	40 3:11.487	39 3:16.202	45 3:17.080	124	14	5 4:14.728			5 4:25.043	24
3	76	Philip Gehrman -	SWE-MK Kopparberg VW Beetle	30 DNF	38 3:16.787	40 3:20.940	108	9		6 4:09.444		4 5:01.932	19
4	61	Andreas Carlsson Andreas Carlsson	SWE-MK Team Westom Renault Clio	38 3:15.059	40 3:15.418	38 3:26.991	116	11		4 4:13.598		3 4:39.026	18
5	1	Thomas Bryntesson JC RACETEKNIK	NOR-NMK TRÖGSTAD Ford Fiesta	42 3:10.459	42 3:12.910	50 3:14.710	134	16	4 4:27.863			2 58.296	22
6	16	Oliver Eriksson Olsbergs MSE	SWE-MK Speed Ford Fiesta	45 3:08.527	50 3:07.185	30 DNF	125	15		5 4:11.607		1 5.100	21
7	48	Lukas Walfridson Helmia Motorsport	SWE-MK Ratten Renault Clio	37 3:20.709	45 3:12.242	42 3:20.331	124	13		2 3:25.786			15
8	91	Ola Frøshaug JC RACETEKNIK	NOR-NMK TRÖGSTAD Ford Fiesta	35 3:24.924	37 3:19.534	39 3:24.408	111	10	2 0				12
9	88	Daniel Thorén Hedströms Motorsport	SWE-Finnskag MK VW Polo	34 3:26.483	35 3:24.571	36 3:33.187	105	8	1 0				9
10	72	Ulrik Linnemann Olsbergs MSE	DEN-Motorsport Nordjylla Honda	39 3:14.041	34 3:28.076	30 DNF	103	6	3 4:29.361				9
11	9	Crister Dalmans Hedströms Motorsport	SWE-Malungs MK VW Polo	36 3:24.442	31 4:21.254	37 3:28.585	104	7		1 2:43.809			8
12	8	Peter Hedström Hedströms Motorsport	SWE-Finnskoga MK VW Polo	30 DNF	33 3:44.000	33 4:18.278	96	5		3 4:40.374			8
13	30	Ole Kristian Temte Ole Kristian Temte	NOR-KNA Eiker Citroën C4 RX	0 DNS	32 4:04.734	35 3:48.583	67	4					4

These results are provisional until the conclusion of any judicial and technical matters

Info

Drivers included: 13

Clerk of the course Kjell Pettersson

Steward Jukka Westerback

Secretary of the meeting Camilla Andreassen

Timekeeping Steffen Kirchhof

published:

printed:

07.10.2018 16:43