

STCC Mantorp Park

Swedish GT

Mantorp Park 3,106 Km

Test

14.09.2017 16:00

Practice (1:00:00 Time) started at 16:00:03

Pos	No.	Name	Entrant	Make	Nat./Club	Laps	Best Tm	Diff	In Lap	2nd Best
1	20	R.Lindland/L.Sundahl (A)	Mtech Competition	Porsche 911 Cup	SWE-	31	1:27.337		10	1:27.517
2	72	M.EK Tidstrand/R.Hansson (A)		Ferrari 488 Challenge	SWE-Tierp Motorpark/	31	1:28.003	0.666	29	1:28.189
3	98	J.Brunstedt (A)	JB Motorsport	Audi R8 LMS	SWE-SSK	19	1:28.016	0.679	19	1:28.191
4	99	I. Mattsson/F.Larsson (A)	Mattssons Fasteners	Ferrari 488	SWE-	23	1:29.233	1.896	21	1:29.296
5	13	C.P.Bernadotte/N.Girolardi (A)	Polestar Cyan Racing	Volvo S60	SWE-KAK/KMF	23	1:29.344	2.007	21	1:29.409
6	25	P.Eriksson/ O.Palm (A)		Porsche Carrera	SWE-KAK/Hyllinge MS	10	1:30.192	2.855	9	1:30.830
7	88	E.Behrens/D.Roos (B)	ALFAB Racing	McLaren 570S GT4	SWE-PCS-R/SMK Sunc	36	1:30.594	3.257	5	1:30.649
8	29	M.Öhlin/C.Lindholm (B)		Porsche GT4	SWE-Karlskoga MF	4	1:32.156	4.819	1	1:32.518
9	31	M.Söderholm/H.Söderholm (B)	RMS AB	Porsche 997 GT4	SWE-	31	1:32.349	5.012	25	1:32.460
10	7	K.Mäkinen/O.Krüger (B)		Maserati MC Grar	SWE-Team 13/Linköping	30	1:32.376	5.039	27	1:32.576
11	45	K.Andero (A)		Porsche 997 Cup	SWE-SSK	20	1:32.645	5.308	20	1:32.874
12	21	H. Ricknaes (B)	Rental Mobile Service AB	Porsche Cayman	SWE-Falkenberg MK	32	1:33.683	6.346	12	1:33.984
13	73	R.Jensen (A)		Ferrari 488 Challenge	SWE-Rättvik RK	24	1:34.605	7.268	22	1:35.416
14	50	T.Belfrage (B)		Ferrari 360	SWE-Gbg Team 13	4	1:40.708	13.371	3	1:43.761

Announcements

Weather: rain 12 degrees wet track
No. 29 without transponder



STCC Mantorp Park

Swedish GT

Mantorp Park 3,106 Km

Test

14.09.2017 16:00

Practice (1:00:00 Time) started at 16:00:03

Lap	Time of Day	Lap Tm	Diff	S1 Tm	S2 Tm	S3 Tm	Lap	Time of Day	Lap Tm	Diff	S1 Tm	S2 Tm	S3 Tm
(20) R.Lindland/L.Sundahl (A)													
1	16:03:31.859	1:31.719	+4.382	30.542	27.945	33.232	p7	16:13:34.975	3:12.559	+1:44.543	29.946	27.305	
2	16:05:01.387	1:29.528	+2.191	29.416	27.564	32.548	8	16:15:14.580	1:39.605	+11.589		28.995	33.155
3	16:06:30.143	1:28.756	+1.419	29.199	27.306	32.251	9	16:16:44.284	1:29.704	+1.688	29.750	27.463	32.491
4	16:07:59.406	1:29.263	+1.926	29.176	27.948	32.139	10	16:18:13.490	1:29.206	+1.190	29.329	27.273	32.604
5	16:09:29.219	1:29.813	+2.476	29.663	28.080	32.070	11	16:19:42.484	1:28.994	+0.978	29.311	27.315	32.368
6	16:10:57.278	1:28.059	+0.722	28.990	26.949	32.120	12	16:21:11.383	1:28.899	+0.883	29.349	27.007	32.543
p7	16:14:03.196	3:05.918	+1:38.581	29.093	28.099		13	16:22:40.600	1:29.217	+1.201	29.116	27.760	32.341
8	16:15:39.403	1:36.207	+8.870		27.954	33.626	14	16:24:08.791	1:28.191	+0.175	28.984	26.896	32.311
9	16:17:08.324	1:28.921	+1.584	28.113	27.695	33.113	p15	16:27:04.224	2:55.433	+1:27.417	29.602	27.023	
10	16:18:35.661	1:27.337		28.614	26.945	31.778	16	16:28:39.640	1:35.416	+7.400		27.392	32.365
11	16:20:03.178	1:27.517	+0.180	28.462	26.942	32.113	17	16:30:08.533	1:28.893	+0.877	29.055	26.736	33.102
p12	16:24:51.306	4:48.128	+3:20.791	29.374	26.903		18	16:31:37.419	1:28.886	+0.870	29.279	26.969	32.638
13	16:26:27.173	1:35.867	+8.530		28.808	32.346	19	16:33:05.435	1:28.016		29.007	26.953	32.056
14	16:27:55.621	1:28.448	+1.111	29.303	27.419	31.726	(99) I. Mattsson/F.Larsson (A)						
15	16:29:23.635	1:28.014	+0.677	29.095	27.325	31.594	p1	16:02:34.772	2:09.596	+40.363		32.685	
16	16:30:51.621	1:27.986	+0.649	29.201	27.193	31.592	2	16:04:14.374	1:39.602	+10.369		29.424	34.742
17	16:32:21.597	1:29.976	+2.639	29.250	27.570	33.156	3	16:05:47.702	1:33.328	+4.095	31.436	28.234	33.658
18	16:33:50.709	1:29.112	+1.775	29.013	27.570	32.529	4	16:07:19.748	1:32.046	+2.813	30.606	27.801	33.639
p19	16:36:40.401	2:49.692	+1:22.355	30.911	28.202		5	16:08:50.502	1:30.754	+1.521	30.212	27.512	33.030
p20	16:39:29.705	2:49.304	+1:21.967		27.495		6	16:10:20.916	1:30.414	+1.181	29.972	27.479	32.963
21	16:41:00.717	1:31.012	+3.675		27.302	31.435	7	16:11:51.350	1:30.434	+1.201	29.846	27.386	33.202
22	16:42:30.990	1:30.273	+2.936	28.897	27.327	34.049	8	16:13:20.719	1:29.369	+0.136	29.721	27.249	32.399
23	16:43:59.482	1:28.492	+1.155	29.413	27.640	31.439	9	16:14:52.136	1:31.417	+2.184	30.293	28.814	32.310
24	16:45:27.629	1:28.147	+0.810	28.939	27.367	31.841	10	16:16:22.649	1:30.513	+1.280	30.383	27.465	32.665
p25	16:49:15.006	3:47.377	+2:20.040	30.944	28.011		11	16:17:58.111	1:35.462	+6.229	30.305	27.437	37.720
26	16:50:59.832	1:44.826	+17.489		35.016	32.500	p12	16:23:53.106	5:54.995	+4:25.762	31.611	28.218	
27	16:52:37.398	1:37.566	+10.229	31.449	33.136	32.981	13	16:25:35.080	1:41.974	+12.741		29.114	34.283
28	16:54:17.357	1:39.959	+12.622	33.777	32.852	33.330	14	16:27:10.325	1:35.245	+6.012	32.802	28.918	33.525
29	16:55:45.207	1:27.850	+0.513	28.566	27.109	32.175	15	16:28:42.708	1:32.383	+3.150	31.366	27.774	33.243
30	16:57:15.866	1:30.659	+3.322	28.683	28.010	33.966	16	16:30:13.815	1:31.107	+1.874	29.876	27.449	33.782
31	16:58:43.910	1:28.044	+0.707	28.604	27.501	31.939	17	16:31:44.641	1:30.826	+1.593	30.348	27.611	32.867
(72) M.EK Tidstrand/R.Hansson (A)													
1	16:02:44.180	2:04.101	+36.098		39.852	39.150	18	16:33:15.059	1:30.418	+1.185	30.421	27.525	32.472
2	16:04:27.390	1:43.210	+15.207	34.747	31.791	36.672	19	16:34:45.907	1:30.848	+1.615	30.001	27.496	33.351
3	16:06:07.797	1:40.407	+12.404	33.136	29.656	37.615	20	16:36:15.950	1:30.043	+0.810	29.797	27.673	32.573
4	16:07:46.795	1:38.998	+10.995	32.783	29.470	36.745	21	16:37:45.183	1:29.233		29.727	26.955	32.551
5	16:09:23.043	1:36.248	+8.245	31.883	28.469	35.896	22	16:39:14.479	1:29.296	+0.063	29.683	27.373	32.240
6	16:11:02.836	1:39.793	+11.790	33.180	31.506	35.107	p23	16:41:07.558	1:53.079	+23.846	29.939	27.567	
7	16:12:39.900	1:37.064	+9.061	32.540	28.877	35.647	(13) C.P.Bernadotte/N.Girolami (A)						
p8	16:17:14.760	4:34.860	+3:06.857	32.397	30.499		1	16:02:03.897	1:47.483	+18.139		31.846	34.589
9	16:18:59.521	1:44.761	+16.758		31.606	34.567	2	16:03:37.039	1:33.142	+3.798	30.660	28.917	33.565
10	16:20:37.281	1:37.760	+9.757	30.938	30.707	36.115	3	16:05:24.999	1:47.960	+18.616	30.171	41.124	36.665
11	16:22:12.491	1:35.210	+7.207	31.675	28.706	34.829	4	16:06:57.991	1:32.992	+3.648	30.799	28.812	33.381
12	16:23:48.278	1:35.787	+7.784	31.613	29.376	34.798	5	16:08:29.481	1:31.490	+2.146	29.927	28.496	33.067
13	16:25:22.206	1:33.928	+5.925	31.335	28.514	34.079	p6	16:16:09.073	7:39.592	+6:10.248	30.714	29.203	
14	16:26:56.057	1:33.851	+5.848	31.620	28.351	33.880	7	16:17:53.151	1:44.078	+14.734		31.592	34.174
15	16:28:28.859	1:32.802	+4.799	31.260	27.788	33.754	8	16:19:24.722	1:31.571	+2.227	30.058	28.767	32.746
16	16:30:03.037	1:34.178	+6.175	31.013	29.314	33.851	9	16:20:54.312	1:29.590	+0.246	29.703	27.510	32.377
p17	16:35:00.781	4:57.744	+3:29.741	31.262	28.432		p10	16:30:41.250	9:46.938	+8:17.594	30.507	28.728	
18	16:36:41.470	1:40.689	+12.686		28.613	33.761	11	16:32:24.044	1:42.794	+13.450		28.499	36.797
19	16:38:12.622	1:31.152	+3.149	30.411	27.591	33.150	12	16:33:57.294	1:33.250	+3.906	30.778	28.699	33.773
20	16:39:43.201	1:30.579	+2.576	30.218	27.517	32.844	13	16:35:31.718	1:34.424	+5.080	30.474	28.887	35.063
21	16:41:13.051	1:29.850	+1.847	30.188	27.145	32.517	14	16:37:04.318	1:32.600	+3.256	31.019	28.431	33.150
22	16:42:42.200	1:29.149	+1.146	29.973	26.889	32.287	15	16:38:36.728	1:32.410	+3.066	30.818	28.282	33.310
23	16:44:11.671	1:29.471	+1.468	30.013	26.709	32.749	16	16:40:07.717	1:30.989	+1.645	30.210	28.230	32.549
24	16:45:40.708	1:29.037	+1.034	30.022	26.858	32.157	17	16:41:37.811	1:30.094	+0.750	29.916	27.958	32.220
p25	16:49:09.191	3:28.483	+2:00.480	29.772	27.316		p18	16:48:07.361	6:29.550	+5:00.206	29.320	28.217	
26	16:50:43.283	1:34.092	+6.089		27.146	32.473	19	16:49:42.418	1:35.057	+5.713		28.051	32.292
27	16:52:11.801	1:28.518	+0.515	29.540	27.029	31.949	20	16:51:12.485	1:30.067	+0.723	30.100	27.661	32.306
28	16:53:40.252	1:28.451	+0.448	29.626	26.709	32.116	21	16:52:41.829	1:29.344		29.586	27.616	32.142
29	16:55:08.255	1:28.003		29.453	26.608	31.942	22	16:54:12.121	1:30.292	+0.948	30.182	27.823	32.287
30	16:56:36.444	1:28.189	+0.186	29.436	26.634	32.119	23	16:55:41.530	1:29.409	+0.065	29.126	27.693	32.590
31	16:58:29.730	1:53.286	+25.283	35.236	38.406	39.644	(25) P.Eriksson/ O.Palm (A)						
(98) J.Brunstedt (A)													
1	16:02:44.870	1:48.400	+20.384		31.812	35.577	1	16:02:34.327	1:43.484	+13.292		29.731	34.133
2	16:04:18.948	1:34.078	+6.062	30.925	28.998	34.155	p2	16:05:03.081	2:28.754	+58.562	31.312	28.874	
3	16:05:51.418	1:32.470	+4.454	30.686	28.406	33.378	3	16:06:41.292	1:38.211	+8.019		28.652	33.701
4	16:07:22.111	1:30.693	+2.677	30.075	27.463	33.155	4	16:08:12.549	1:31.257	+1.065	30.007	28.220	33.030
5	16:08:51.774	1:29.663	+1.647	29.612	27.290	32.761	5	16:09:44.611	1:32.062	+1.870	30.263	28.474	33.325
6	16:10:22.416	1:30.642	+2.626	29.511	28.450	32.681	6	16:11:16.001	1:31.390	+1.198	30.314	28	

STCC Mantorp Park

Swedish GT

Test

Mantorp Park 3,106 Km

14.09.2017 16:00

Practice (1:00:00 Time) started at 16:00:03

Lap	Time of Day	Lap Tm	Diff	S1 Tm	S2 Tm	S3 Tm
10	16:17:20.941	1:30.830	+0.638	30.229	28.134	32.467
(88) E.Behrens/D.Roos (B)						
p1	16:03:13.439	3:00.627	+1:30.033		28.768	
2	16:04:49.660	1:36.221	+5.627		28.356	34.019
3	16:06:20.829	1:31.169	+0.575	30.458	27.637	33.074
4	16:07:52.358	1:31.529	+0.935	30.505	27.938	33.086
5	16:09:22.952	1:30.594		30.173	27.515	32.906
6	16:10:54.890	1:31.938	+1.344	30.171	28.094	33.673
7	16:12:26.350	1:31.460	+0.866	29.860	28.366	33.234
8	16:13:56.999	1:30.649	+0.055	30.103	27.648	32.898
p9	16:17:51.944	3:54.945	+2:24.351	29.944	27.653	
10	16:19:29.274	1:37.330	+6.736		29.005	34.425
11	16:21:02.959	1:33.685	+3.091	30.629	28.934	34.122
12	16:22:35.846	1:32.887	+2.293	30.205	28.859	33.823
13	16:24:07.705	1:31.859	+1.265	29.849	28.056	33.954
14	16:25:41.047	1:33.342	+2.748	30.007	29.253	34.082
15	16:27:14.813	1:33.766	+3.172	30.048	29.406	34.312
16	16:28:46.500	1:31.687	+1.093	29.839	28.183	33.665
17	16:30:18.171	1:31.671	+1.077	29.846	28.415	33.410
18	16:31:49.934	1:31.763	+1.169	30.162	28.029	33.572
19	16:33:21.733	1:31.799	+1.205	29.951	28.348	33.500
20	16:34:53.798	1:32.065	+1.471	29.852	28.353	33.860
21	16:36:24.559	1:30.761	+0.167	29.900	27.836	33.025
22	16:37:55.349	1:30.790	+0.196	29.580	28.025	33.185
23	16:39:26.557	1:31.208	+0.614	29.615	28.001	33.592
24	16:40:57.633	1:31.076	+0.482	29.745	27.900	33.431
25	16:42:30.081	1:32.448	+1.854	29.729	28.899	33.820
26	16:44:02.799	1:32.718	+2.124	29.641	29.918	33.159
27	16:45:34.066	1:31.267	+0.673	29.907	28.272	33.088
28	16:47:05.208	1:31.142	+0.548	29.611	28.201	33.330
29	16:48:36.668	1:31.460	+0.866	29.934	28.378	33.148
p30	16:50:56.611	2:19.943	+49.349	29.961	28.408	
31	16:52:31.128	1:34.517	+3.923	28.152	33.024	
32	16:54:01.896	1:30.768	+0.174	29.993	27.779	32.996
33	16:55:32.815	1:30.919	+0.325	29.762	28.035	33.122
34	16:57:04.962	1:32.147	+1.553	29.876	28.195	34.076
35	16:58:38.055	1:33.093	+2.499	30.544	28.732	33.817
36	17:00:11.216	1:33.161	+2.567	29.886	29.628	33.647

Lap	Time of Day	Lap Tm	Diff	S1 Tm	S2 Tm	S3 Tm
(29) M.Öhlin/C.Lindholm (B)						
1	16:20:01.972	1:32.156		30.279	28.699	33.178
2	16:35:31.394	15:29.422	-13:57.266	30.018	29.010	33.885
3	16:37:03.912	1:32.518	+0.362	30.547	28.928	33.043
4	16:43:26.675	6:22.763	+4:50.607	33.834	28.851	32.935

Lap	Time of Day	Lap Tm	Diff	S1 Tm	S2 Tm	S3 Tm
(31) M.Söderholm/H.Söderholm (B)						
1	16:02:49.374	1:56.392	+24.043		36.050	38.371
2	16:04:32.395	1:43.021	+10.672	34.900	31.618	36.503
3	16:06:13.239	1:40.844	+8.495	34.079	31.188	35.577
4	16:07:54.616	1:41.377	+9.028	33.539	31.118	36.720
5	16:09:33.810	1:39.194	+6.845	32.683	31.062	35.449
6	16:11:12.248	1:38.438	+6.089	32.743	30.396	35.299
7	16:12:49.497	1:37.249	+4.900	32.180	28.957	36.112
8	16:14:24.554	1:35.057	+2.708	31.921	29.079	34.057
9	16:16:00.536	1:35.982	+3.633	31.642	29.133	35.207
10	16:17:35.976	1:35.440	+3.091	31.646	29.242	34.552
11	16:19:10.878	1:34.902	+2.553	31.663	29.042	34.197
12	16:20:46.361	1:35.483	+3.134	31.536	29.321	34.626
p13	16:24:57.558	4:11.197	+2:38.848	31.540	29.257	
14	16:26:37.637	1:40.079	+7.730		29.724	34.427
15	16:28:13.409	1:35.772	+3.423	31.811	29.077	34.884
16	16:29:48.734	1:35.325	+2.976	31.157	29.140	35.028
17	16:31:22.954	1:34.220	+1.871	30.906	28.521	34.793
18	16:32:57.094	1:34.140	+1.791	30.662	29.157	34.321
19	16:34:30.743	1:33.649	+1.300	30.976	28.413	34.260
20	16:36:04.092	1:33.349	+1.000	30.560	28.637	34.152
21	16:37:37.650	1:33.558	+1.209	30.760	29.152	33.646
22	16:39:10.474	1:32.824	+0.475	30.621	28.207	33.996
p23	16:44:18.317	5:07.843	+3:35.494	31.061	28.575	
24	16:45:59.174	1:40.857	+8.508		28.558	34.339
25	16:47:31.523	1:32.349		30.690	28.130	33.529
26	16:49:05.233	1:33.710	+1.361	30.695	28.445	34.570
p27	16:51:18.051	2:12.818	+40.469	32.301	30.127	

Lap	Time of Day	Lap Tm	Diff	S1 Tm	S2 Tm	S3 Tm
28	16:52:58.975	1:40.924	+8.575			31.353
29	16:54:31.435	1:32.460	+0.111	30.565	28.050	33.845
30	16:56:04.166	1:32.731	+0.382	30.619	28.284	33.828
31	16:57:38.264	1:34.098	+1.749	30.587	29.695	33.816
(7) K.Mäkinen/O.Krüger (B)						
1	16:02:08.519	1:49.487	+17.111		31.901	37.464
2	16:03:46.545	1:38.026	+5.650	32.617	30.361	35.048
3	16:05:23.116	1:36.571	+4.195	31.510	30.424	34.637
4	16:06:59.595	1:36.479	+4.103	31.570	30.250	34.659
5	16:08:34.572	1:34.977	+2.601	31.107	29.449	34.421
p6	16:12:55.738	4:21.166	+2:48.790	31.317	29.440	
7	16:14:37.467	1:41.729	+9.353		29.855	34.736
8	16:16:12.350	1:34.883	+2.507	31.055	29.463	34.365
9	16:17:45.974	1:33.624	+1.248	30.437	29.019	34.168
10	16:19:19.112	1:33.138	+0.762	30.458	28.862	33.818
11	16:20:52.567	1:33.455	+1.079	30.493	29.080	33.882
p12	16:25:25.997	4:33.430	+3:01.054	30.493	29.054	
13	16:27:18.882	1:52.885	+20.509		32.522	39.126
14	16:28:58.658	1:39.776	+7.400	32.651	30.918	36.207
15	16:30:37.215	1:38.557	+6.181	31.971	30.831	35.755
16	16:32:15.016	1:37.801	+5.425	31.964	30.167	35.670
17	16:33:54.236	1:39.220	+6.844	31.575	30.303	37.342
18	16:35:31.442	1:37.206	+4.830	31.293	29.939	35.974
19	16:37:10.405	1:38.963	+6.587	32.719	30.544	35.700
20	16:38:47.872	1:37.467	+5.091	31.332	30.692	35.443
21	16:40:25.207	1:37.335	+4.959	31.544	30.450	35.341
22	16:42:01.685	1:36.478	+4.102	30.851	30.548	35.079
p23	16:47:39.806	5:38.121	+4:05.745	32.237	32.030	
p24	16:49:35.740	1:55.934	+23.558		29.656	
25	16:51:16.376	1:40.636	+8.260		28.686	33.751
26	16:52:48.952	1:32.576	+0.200	30.097	28.950	33.529
27	16:54:21.328	1:32.376		30.261	28.570	33.545
28	16:55:54.090	1:32.762	+0.386	30.002	29.023	33.737
29	16:57:26.933	1:32.843	+0.467	30.432	28.712	33.699
30	16:59:01.895	1:34.962	+2.586	29.808	30.085	35.069

Lap	Time of Day	Lap Tm	Diff	S1 Tm	S2 Tm	S3 Tm
(45) K.Andero (A)						
1	16:02:15.851	1:53.707	+21.062		33.614	38.504
2	16:04:00.683	1:44.832	+12.187	34.815	32.206	37.811
3	16:05:43.433	1:42.750	+10.105	33.483	31.613	37.654
4	16:07:23.124	1:39.691	+7.046	32.908	30.596	36.187
5	16:09:01.338	1:38.214	+5.569	32.429	29.687	36.098
6	16:10:38.610	1:37.272	+4.627	32.067	29.878	35.327
7	16:12:15.075	1:36.465	+3.820	32.255	28.887	35.323
8	16:13:50.256	1:35.181	+2.536	31.554	29.163	34.464
9	16:15:24.737	1:34.481	+1.836	31.682	28.538	34.261
p10	16:20:57.395	5:32.658	+4:00.013	33.829	30.213	
11	16:22:43.544	1:46.149	+13.504		30.458	35.017
12	16:24:20.909	1:37.365	+4.720	31.228	31.488	34.649
13	16:25:54.455	1:33.546	+0.901	30.906	28.414	34.226
14	16:27:28.206	1:33.751	+1.106	31.017	28.807	33.927
15	16:29:01.644	1:33.438	+0.793	30.903	28.469	34.066

STCC Mantorp Park

Swedish GT

Mantorp Park 3,106 Km

Test

14.09.2017 16:00

Practice (1:00:00 Time) started at 16:00:03

Lap	Time of Day	Lap Tm	Diff	S1 Tm	S2 Tm	S3 Tm	Lap	Time of Day	Lap Tm	Diff	S1 Tm	S2 Tm	S3 Tm
15	16:25:38.707	1:35.857	+2.174	31.254	30.030	34.573							
16	16:27:17.237	1:38.530	+4.847	31.022	30.521	36.987							
p17	16:34:09.450	6:52.213	+5:18.530	31.287	29.666								
18	16:35:49.484	1:40.034	+6.351		29.879	34.603							
19	16:37:23.468	1:33.984	+0.301	30.406	29.503	34.075							
20	16:38:57.984	1:34.516	+0.833	30.700	29.685	34.131							
21	16:40:33.256	1:35.272	+1.589	31.166	29.582	34.524							
p22	16:43:46.670	3:13.414	+1:39.731	31.364	29.662								
23	16:45:26.485	1:39.815	+6.132		30.029	34.948							
24	16:47:03.143	1:36.658	+2.975	31.573	29.757	35.328							
p25	16:48:53.617	1:50.474	+16.791	31.112	29.662								
26	16:50:34.491	1:40.874	+7.191		30.871	34.438							
27	16:52:09.053	1:34.562	+0.879	30.754	29.292	34.516							
28	16:53:44.200	1:35.147	+1.464	30.860	29.679	34.608							
29	16:55:18.806	1:34.606	+0.923	31.134	29.273	34.199							
30	16:56:52.965	1:34.159	+0.476	30.722	29.204	34.233							
31	16:58:31.613	1:38.648	+4.965	31.119	32.589	34.940							
32	17:00:09.940	1:38.327	+4.644	32.126	32.009	34.192							
(73) R.Jensen (A)													
1	16:02:58.584	1:58.669	+24.064		36.513	40.231							
p2	16:13:25.659	10:27.075	+8:52.470	35.499	36.630								
3	16:15:22.699	1:57.040	+22.435		36.237	39.323							
4	16:17:11.282	1:48.583	+13.978	35.209	34.774	38.600							
5	16:18:53.747	1:42.465	+7.860	33.379	31.448	37.638							
6	16:20:40.377	1:46.630	+12.025	33.719	34.194	38.717							
7	16:22:22.101	1:41.724	+7.119	34.034	30.208	37.482							
p8	16:28:09.962	5:47.861	+4:13.256	34.398	31.316								
9	16:30:15.046	2:05.084	+30.479		41.171	40.928							
10	16:32:03.977	1:48.931	+14.326	35.610	36.242	37.079							
11	16:33:47.481	1:43.504	+8.899	33.960	33.234	36.310							
12	16:35:28.206	1:40.725	+6.120	33.544	31.231	35.950							
p13	16:40:41.456	5:13.250	+3:38.645	33.149	32.847								
14	16:42:33.854	1:52.398	+17.793		33.613	39.594							
15	16:44:13.616	1:39.762	+5.157	33.043	29.295	37.424							
16	16:45:51.213	1:37.597	+2.992	32.320	29.539	35.738							
17	16:47:28.190	1:36.977	+2.372	32.312	28.931	35.734							
18	16:49:04.257	1:36.067	+1.462	32.313	28.535	35.219							
19	16:50:40.325	1:36.068	+1.463	32.433	29.213	34.422							
20	16:52:17.317	1:36.992	+2.387	31.419	30.685	34.888							
21	16:53:52.733	1:35.416	+0.811	31.742	29.044	34.630							
22	16:55:27.338	1:34.605		32.039	27.985	34.581							
23	16:57:05.469	1:38.131	+3.526	31.191	29.174	37.766							
24	16:58:47.772	1:42.303	+7.698	32.348	33.183	36.772							
(50) T.Belfrage (B)													
1	16:02:48.449	2:04.609	+23.901		35.798	39.326							
2	16:04:32.210	1:43.761	+3.053	35.147	31.330	37.284							
3	16:06:12.918	1:40.708		33.623	31.066	36.019							
4	16:07:58.596	1:45.678	+4.970	32.914	30.952	41.812							



STCC Mantorp Park

Swedish GT

Mantorp Park 3,106 Km

Qualifying PRO

15.09.2017 13:30

Qualifying (14:00 Time) started at 13:30:02

Pos	No.	Name	Entrant	Make	Nat./Club	Laps	Best Tm	Diff	In Lap	2nd Best
1	99	I. Mattsson/F.Larsson (A)	Mattssons Fasteners	Ferrari 488	SWE-	6	1:16.610		6	1:17.277
2	72	M.EK Tidstrand/R.Hansson		Ferrari 488 Challe	SWE-Tierp Motorpark/	6	1:17.804	1.194	4	1:17.821
3	20	R.Lindland/L.Sundahl (A)	Mtech Competition	Porsche 911 Cup	SWE-	5	1:17.978	1.368	4	1:19.468
4	9	T.Karlsson/O.Nilsson (A)	Mtech Competition	Porsche 991 GT3	SWE-	10	1:18.030	1.420	9	1:18.204
5	25	P.Eriksson/ O.Palm (A)		Porsche Carrera	SWE-KAK/Hyllinge MS	7	1:18.281	1.671	4	1:18.333
6	98	J.Brunstedt (A)	JB Motorsport	Audi R8 LMS	SWE-SSK	7	1:18.321	1.711	6	1:18.540
7	13	C.P.Bernadotte/N.Girolar	Polestar Cyan Racing	Volvo S60	SWE-KAK/KMF	7	1:19.251	2.641	4	1:19.566
8	88	E.Behrens/D.Roos (B)	ALFAB Racing	McLaren 570S GT4	SWE-PCS-R/SMK Sunc	5	1:20.181	3.571	3	1:20.304
9	73	R.Jensen (A)		Ferrari 488 Challe	SWE-Rättvik RK	10	1:20.536	3.926	6	1:20.876
10	45	K.Andero (A)		Porsche 997 Cup	SWE-SSK	8	1:21.516	4.906	8	1:22.103
11	7	K.Mäkinen/O.Krüger (B)		Maserati MC Grar	SWE-Team 13/Linköpi	8	1:22.131	5.521	8	1:22.381
12	31	M.Söderholm/H.Söderho	RMS AB	Porsche 997 GT4	SWE-	10	1:22.169	5.559	10	1:22.511
13	60	F.Århage (B)		Porsche 997 Cup	SWE-Katrineholms MK	9	1:22.193	5.583	9	1:22.936
14	29	M.Öhlin/C.Lindholm (B)		Porsche GT4	SWE-Karlskoga MF	6	1:22.990	6.380	6	1:23.021
15	21	H. Ricknaes (B)	Rental Mobile Service AB	Porsche Cayman	SWE-Falkenberg MK	9	1:23.568	6.958	4	1:23.601
16	50	T.Belfrage/J.Edvardsson		Ferrari 360	SWE-Gbg Team 13	2	1:39.716	23.106	2	

Announcements

Weather: cloudy 15 degrees dry track

These results are provisional until the conclusion of any judicial and technical matters!



STCC Mantorp Park

Swedish GT

Qualifying PRO

Qualifying (14:00 Time) started at 13:30:02

Mantorp Park 3,106 Km

15.09.2017 13:30

Lap	Time of Day	Lap Tm	Diff	S1 Tm	S2 Tm	S3 Tm
(99) I. Mattsson/F.Larsson (A)						
p1	13:32:03.526	1:52.788	+36.178		27.790	
2	13:33:27.386	1:23.860	+7.250		25.168	28.548
3	13:34:44.725	1:17.339	+0.729	25.047	24.343	27.949
4	13:36:02.395	1:17.670	+1.060	24.827	24.725	28.118
5	13:37:19.672	1:17.277	+0.667	24.326	24.679	28.272
6	13:38:36.282	1:16.610		24.433	24.372	27.805

(72) M.EK Tidstrand/R.Hansson (A)						
1	13:31:40.826	1:37.157	+19.353		28.734	30.194
2	13:33:00.303	1:19.477	+1.673	26.173	24.743	28.561
3	13:34:18.293	1:17.990	+0.186	25.389	24.493	28.108
4	13:35:36.097	1:17.804		25.300	24.451	28.053
5	13:36:53.918	1:17.821	+0.017	25.072	24.553	28.196
6	13:38:11.741	1:17.823	+0.019	25.131	24.367	28.325

(20) R.Lindland/L.Sundahl (A)						
1	13:32:55.798	1:23.120	+5.142	27.399	26.306	29.415
2	13:34:15.266	1:19.468	+1.490	25.524	25.536	28.408
3	13:35:35.146	1:19.880	+1.902	25.024	26.483	28.373
4	13:36:53.124	1:17.978		24.692	25.073	28.213
5	13:38:18.125	1:25.001	+7.023	25.398	28.188	31.415

(9) T.Karlsson/O.Nilsson (A)						
1	13:32:02.898	1:48.650	+30.620		35.031	34.071
2	13:33:32.862	1:29.964	+11.934	28.497	29.424	32.043
3	13:34:57.623	1:24.761	+6.731	27.392	25.903	31.466
4	13:36:17.567	1:19.944	+1.914	25.368	25.231	29.345
5	13:37:36.354	1:18.787	+0.757	25.078	25.007	28.702
6	13:38:54.841	1:18.487	+0.457	24.959	24.905	28.623
7	13:40:19.220	1:24.379	+6.349	28.071	27.077	29.231
8	13:41:37.424	1:18.204	+0.174	24.963	24.971	28.270
9	13:42:55.454	1:18.030		24.742	24.995	28.293
10	13:44:19.514	1:24.060	+6.030	24.878	30.289	28.893

(25) P.Eriksson/ O.Palm (A)						
1	13:32:56.773	1:23.131	+4.850	27.353	26.015	29.763
2	13:34:15.629	1:18.856	+0.575	25.311	25.175	28.370
3	13:35:33.962	1:18.333	+0.052	25.064	24.994	28.275
4	13:36:52.243	1:18.281		24.953	25.044	28.284
p5	13:40:02.454	3:10.211	+1:51.930	25.080	24.938	
6	13:41:27.620	1:25.166	+6.885	26.682	28.713	28.713
7	13:42:46.718	1:19.098	+0.817	25.300	24.967	28.831

(98) J.Brunstedt (A)						
1	13:33:03.182	1:25.645	+7.324	28.046	27.153	30.446
2	13:34:23.434	1:20.252	+1.931	26.113	25.234	28.905
3	13:35:42.442	1:19.008	+0.687	25.150	25.209	28.649
4	13:37:01.481	1:19.039	+0.718	25.118	25.111	28.810
5	13:38:20.021	1:18.540	+0.219	24.868	25.077	28.595
6	13:39:38.342	1:18.321		24.749	24.956	28.616
p7	13:42:15.818	2:37.476	+1:19.155	28.426	27.359	

(13) C.P.Bernadotte/N.Girolami (A)						
1	13:32:29.496	1:57.067	+37.816		38.268	34.642
2	13:33:51.399	1:21.903	+2.652	26.644	26.001	29.258
3	13:35:11.309	1:19.910	+0.659	25.598	25.695	28.617
4	13:36:30.560	1:19.251		25.170	25.466	28.615
p5	13:41:17.792	4:47.232	+3:27.981	28.735	29.044	
6	13:42:49.640	1:31.848	+12.597	26.551	26.551	32.724
7	13:44:09.206	1:19.566	+0.315	25.531	25.551	28.484

(88) E.Behrens/D.Roos (B)						
p1	13:36:34.247	6:17.773	+4:57.592		36.603	
2	13:38:00.919	1:26.672	+6.491		25.896	29.159
3	13:39:21.100	1:20.181		25.718	25.377	29.086
4	13:40:42.176	1:21.076	+0.895	26.134	25.862	29.080
5	13:42:02.480	1:20.304	+0.123	25.593	25.638	29.073

(73) R.Jensen (A)						
1	13:31:54.887	1:46.723	+26.187		32.822	35.138
2	13:33:27.855	1:32.968	+12.432	30.909	27.719	34.340
3	13:34:50.752	1:22.897	+2.361	27.101	25.748	30.048

Lap	Time of Day	Lap Tm	Diff	S1 Tm	S2 Tm	S3 Tm
4	13:36:12.649	1:21.897	+1.361	26.664	25.864	29.369
5	13:37:33.850	1:21.201	+0.665	26.078	25.941	29.182
6	13:38:54.386	1:20.536		25.904	25.612	29.020
7	13:40:26.473	1:32.087	+11.551	31.941	29.962	30.184
8	13:41:48.299	1:21.826	+1.290	26.092	25.899	29.835
9	13:43:09.175	1:20.876	+0.340	25.869	25.260	29.747
10	13:44:30.171	1:20.996	+0.460	26.059	25.066	29.871

(45) K.Andero (A)						
1	13:32:11.773	1:46.126	+24.610			31.891
2	13:33:39.551	1:27.778	+6.262	29.183	27.274	31.321
3	13:35:03.290	1:23.739	+2.223	27.285	26.115	30.339
4	13:36:26.063	1:22.773	+1.257	26.736	26.054	29.983
5	13:37:48.260	1:22.197	+0.681	26.419	25.795	29.983
6	13:39:10.363	1:22.103	+0.587	26.412	25.823	29.868
7	13:40:32.596	1:22.233	+0.717	26.633	25.891	29.709
8	13:41:54.112	1:21.516		26.143	25.697	29.676

(7) K.Mäkinen/O.Krüger (B)						
1	13:31:51.109	1:45.656	+23.525			32.841
2	13:33:18.878	1:27.769	+5.638	28.819	28.074	30.876
3	13:34:42.482	1:23.604	+1.473	26.548	26.886	30.170
4	13:36:21.391	1:38.909	+16.778	26.232	26.757	45.920
5	13:37:52.914	1:31.523	+9.392	29.595	30.350	31.578
6	13:39:15.987	1:23.073	+0.942	26.314	26.840	29.919
7	13:40:38.368	1:22.381	+0.250	25.857	26.651	29.873
8	13:42:00.499	1:22.131		25.568	26.671	29.892

(31) M.Söderholm/H.Söderholm (B)						
1	13:32:20.002	1:52.753	+30.584			35.140
2	13:33:55.521	1:35.519	+13.350	31.394	32.351	31.774
3	13:35:22.858	1:27.337	+5.168	29.265	27.055	31.017
4	13:36:46.979	1:24.121	+1.952	27.228	26.189	30.704
5	13:38:10.526	1:23.547	+1.378	26.885	26.437	30.225
6	13:39:33.447	1:22.921	+0.752	26.587	26.441	29.893
7	13:40:56.165	1:22.718	+0.549	26.355	26.253	30.110
8	13:42:18.879	1:22.714	+0.545	26.291	26.399	30.024
9	13:43:41.390	1:22.511	+0.342	26.419	26.296	29.796
10	13:45:03.559	1:22.169		26.087	26.184	29.898

(60) F.Ährhage (B)						
1	13:32:17.481	1:53.751	+31.558			37.114
2	13:33:53.404	1:35.923	+13.730	31.446	32.099	32.378
3	13:35:18.661	1:25.257	+3.064	27.511	27.246	30.500
4	13:36:42.352	1:23.691	+1.498	26.512	27.097	30.082
5	13:38:05.862	1:23.510	+1.317	26.716	26.353	30.441
6	13:39:28.798	1:22.936	+0.743	26.345	26.643	29.948
7	13:40:52.015	1:23.217	+1.024	26.692	26.631	29.894
8	13:42:15.700	1:23.685	+1.492	26.854	26.701	30.130
9	13:43:37.893	1:22.193		26.358	26.255	29.580

(29) M.Öhlin/C.Lindholm (B)						
p1	13:32:58.029	2:27.940	+1:04.950			41.684
2	13:34:34.308	1:36.279	+13.289			27.838
3	13:35:57.329	1:23.021	+0.031	26.199	26.936	29.886
4	13:37:20.766	1:23.437	+0.447	26.264	26.817	30.356
5	13:38:44.787	1:24.021	+1.031	25.907	27.556	30.558
6	13:40:07.777	1:22.990		26.026	27.202	29.762

(21) H. Ricknaes/P.G. Andersson (B)						
1	13:32:04.024	1:45.051	+21.483			31.368
2	13:33:34.191	1:30.167	+6.599	28.385	30.343	31.439
3	13:34:59.696	1:25.505	+1.937	26.900	27.791	30.814
4	13:36:23.264	1:23.568		26.567	26.848	30.153
5	13:37:46.865	1:23.601	+0.033	26.242	27.227	30.132
6	13:39:11.544	1:24.679	+1.111	26.752	27.332	30.595
7	13:40:35.360	1:23.816	+0.248	26.707	26.891	

STCC Mantorp Park

Swedish GT

Mantorp Park 3,106 Km

Qualifying AM

15.09.2017 13:36

Qualifying (14:00 Time) started at 13:46:03

Pos	No.	Name	Entrant	Make	Nat./Club	Laps	Best Tm	Diff	In Lap	2nd Best
1	98	J.Brunstedt (A)	JB Motorsport	Audi R8 LMS	SWE-SSK	7	1:17.905		6	1:18.374
2	20	R.Lindland/L.Sundahl (A)	Mtech Competition	Porsche 911 Cup	SWE-	6	1:18.133	0.228	5	1:19.731
3	99	I. Mattsson/F.Larsson (A)	Mattssons Fasteners	Ferrari 488	SWE-	10	1:18.266	0.361	8	1:18.290
4	72	M.EK Tidstrand/R.Hanssc		Ferrari 488 Challe	SWE-Tierp Motorpark/	11	1:18.770	0.865	10	1:18.823
5	13	C.P.Bernadotte/N.Girolar	Polestar Cyan Racing	Volvo S60	SWE-KAK/KMF	9	1:19.164	1.259	9	1:19.228
6	9	T.Karlsson/O.Nilsson (A)	Mtech Competition	Porsche 991 GT3	SWE-	8	1:19.371	1.466	8	1:19.618
7	73	R.Jensen (A)		Ferrari 488 Challe	SWE-Rättvik RK	9	1:19.540	1.635	9	1:19.850
8	45	K.Andero (A)		Porsche 997 Cup	SWE-SSK	10	1:21.031	3.126	3	1:21.306
9	88	E.Behrens/D.Roos (B)	ALFAB Racing	McLaren 570S GT-	SWE-PCS-R/SMK Sunc	9	1:21.229	3.324	4	1:21.708
10	25	P.Eriksson/ O.Palm (A)		Porsche Carrera	SWE-KAK/Hyllinge MS	6	1:21.230	3.325	4	1:21.550
11	60	F.Århage (B)		Porsche 997 Cup	SWE-Katrineholms MK	5	1:21.833	3.928	3	1:21.898
12	29	M.Öhlin/C.Lindholm (B)		Porsche GT4	SWE-Karlskoga MF	6	1:22.127	4.222	6	1:22.489
13	21	H. Ricknaes (B)	Rental Mobile Service AB	Porsche Cayman	SWE-Falkenberg MK	9	1:23.121	5.216	5	1:23.230
14	7	K.Mäkinen/O.Krüger (B)		Maserati MC Grar	SWE-Team 13/Linköpi	9	1:23.955	6.050	6	1:24.045
15	31	M.Söderholm/H.Söderho	RMS AB	Porsche 997 GT4	SWE-	8	1:24.713	6.808	7	1:24.743
16	50	T.Belfrage/J.Edvardsson		Ferrari 360	SWE-Gbg Team 13				0	

Announcements

Weather: cloudy 15 degrees dry track

These results are provisional until the conclusion of any judicial and technical matters!



STCC Mantorp Park

Swedish GT

Mantorp Park 3,106 Km

Qualifying AM

15.09.2017 13:36

Qualifying (14:00 Time) started at 13:46:03

Lap	Time of Day	Lap Tm	Diff	S1 Tm	S2 Tm	S3 Tm
(98) J.Brunstedt (A)						
1	13:47:48.044	1:28.445	+10.540		26.220	29.256
2	13:49:07.906	1:19.862	+1.957	25.476	25.245	29.141
3	13:50:27.393	1:19.487	+1.582	25.093	25.216	29.178
4	13:51:46.251	1:18.858	+0.953	24.898	25.093	28.867
5	13:53:04.625	1:18.374	+0.469	24.892	25.009	28.473
6	13:54:22.530	1:17.905		24.697	24.785	28.423
p7	13:57:35.385	3:12.855	+1:54.950	29.592	28.814	

Lap	Time of Day	Lap Tm	Diff	S1 Tm	S2 Tm	S3 Tm
(20) R.Lindland/L.Sundahl (A)						
1	13:48:13.462	1:44.211	+26.078		33.844	32.759
2	13:49:45.757	1:32.295	+14.162	29.738	31.373	31.184
3	13:51:05.488	1:19.731	+1.598	25.460	25.292	28.979
4	13:52:33.151	1:27.663	+9.530	28.972	27.706	30.985
5	13:53:51.284	1:18.133		24.907	24.766	28.460
6	13:55:33.287	1:42.003	+23.870	28.884	32.388	40.731

Lap	Time of Day	Lap Tm	Diff	S1 Tm	S2 Tm	S3 Tm
(99) I. Mattsson/F.Larsson (A)						
p1	13:49:10.383	2:05.315	+47.049		26.163	
2	13:50:36.766	1:26.383	+8.117		25.576	29.272
3	13:51:56.345	1:19.579	+1.313	25.865	25.140	28.574
4	13:53:15.093	1:18.748	+0.482	24.910	24.904	28.934
5	13:54:34.330	1:19.237	+0.971	25.833	24.818	28.586
6	13:55:52.809	1:18.479	+0.213	24.728	25.058	28.693
7	13:57:11.099	1:18.290	+0.024	24.608	24.896	28.786
8	13:58:29.365	1:18.266		24.787	24.970	28.509
9	13:59:48.262	1:18.897	+0.631	24.750	25.088	29.059
10	14:01:07.145	1:18.883	+0.617	25.105	25.044	28.734

Lap	Time of Day	Lap Tm	Diff	S1 Tm	S2 Tm	S3 Tm
(72) M.EK Tidstrand/R.Hansson (A)						
1	13:48:02.179	1:38.099	+19.329		30.648	30.167
2	13:49:22.354	1:20.175	+1.405	25.865	24.975	29.335
3	13:50:42.948	1:20.594	+1.824	26.198	24.783	29.613
4	13:52:03.007	1:20.059	+1.289	25.951	24.895	29.213
5	13:53:22.401	1:19.394	+0.624	25.775	24.755	28.864
6	13:54:41.915	1:19.514	+0.744	25.547	24.937	29.030
7	13:56:01.035	1:19.120	+0.350	26.096	24.729	28.295
8	13:57:20.819	1:19.784	+1.014	25.333	25.836	28.615
9	13:58:39.642	1:18.823	+0.053	25.105	25.112	28.606
10	13:59:58.412	1:18.770		25.263	24.869	28.638
11	14:01:17.371	1:18.959	+0.189	25.320	24.716	28.923

Lap	Time of Day	Lap Tm	Diff	S1 Tm	S2 Tm	S3 Tm
(13) C.P.Bernadotte/N.Girolami (A)						
1	13:49:31.154	1:27.158	+7.994		25.976	29.351
2	13:50:52.344	1:21.190	+2.026	26.271	25.825	29.094
3	13:52:12.694	1:20.350	+1.186	25.669	25.329	29.352
4	13:53:31.922	1:19.228	+0.064	25.291	25.428	28.509
5	13:54:52.007	1:20.085	+0.921	25.143	25.509	29.433
6	13:56:12.293	1:20.286	+1.122	25.301	25.783	29.202
7	13:57:32.022	1:19.729	+0.565	25.452	25.509	28.768
8	13:59:00.393	1:28.371	+9.207	25.444	26.387	36.540
9	14:00:19.557	1:19.164		25.343	25.296	28.525

Lap	Time of Day	Lap Tm	Diff	S1 Tm	S2 Tm	S3 Tm
(9) T.Karlsson/O.Nilsson (A)						
1	13:50:47.887	1:44.190	+24.819		30.980	36.041
2	13:52:14.062	1:26.175	+6.804	27.052	26.383	32.740
3	13:53:37.947	1:23.885	+4.514	27.666	26.777	29.442
4	13:54:57.975	1:20.028	+0.657	25.703	25.345	28.980
5	13:56:17.919	1:19.944	+0.573	25.285	25.404	29.255
6	13:57:37.967	1:20.048	+0.677	25.434	25.813	28.801
7	13:58:57.585	1:19.618	+0.247	25.316	25.200	29.102
8	14:00:16.956	1:19.371		25.333	25.229	28.809

Lap	Time of Day	Lap Tm	Diff	S1 Tm	S2 Tm	S3 Tm
(73) R.Jensen (A)						
1	13:50:06.292	1:51.087	+31.547		35.871	36.465
2	13:51:38.379	1:32.087	+12.547	30.462	29.388	32.237
3	13:53:00.691	1:22.312	+2.772	26.319	25.956	30.037
4	13:54:20.949	1:20.258	+0.718	25.835	25.015	29.408
5	13:55:41.887	1:20.938	+1.398	25.872	25.230	29.836
6	13:57:02.986	1:21.099	+1.559	25.719	25.280	30.100
7	13:58:22.836	1:19.850	+0.310	25.506	24.957	29.387
8	13:59:46.733	1:23.897	+4.357	25.800	25.488	32.609
9	14:01:06.273	1:19.540		25.503	24.969	29.068

Lap	Time of Day	Lap Tm	Diff	S1 Tm	S2 Tm	S3 Tm
(45) K.Andero (A)						
1	13:48:29.451	1:31.983	+10.952		27.971	31.118
2	13:49:51.265	1:21.814	+0.783	26.546	25.660	29.608
3	13:51:12.296	1:21.031		26.142	25.642	29.247
4	13:52:34.026	1:21.730	+0.699	26.144	25.838	29.748
5	13:53:55.332	1:21.306	+0.275	26.215	25.609	29.482
6	13:55:16.765	1:21.433	+0.402	26.140	25.664	29.629
7	13:56:38.770	1:22.005	+0.974	27.133	25.480	29.392
8	13:58:00.141	1:21.371	+0.340	26.397	25.622	29.352
9	13:59:24.858	1:24.717	+3.686	27.580	27.066	30.071
10	14:00:46.239	1:21.381	+0.350	26.150	25.596	29.635

Lap	Time of Day	Lap Tm	Diff	S1 Tm	S2 Tm	S3 Tm
(88) E.Behrens/D.Roos (B)						
1	13:49:13.226	1:47.374	+26.145		36.360	32.727
2	13:50:36.345	1:23.119	+1.890	26.775	26.028	30.316
3	13:51:58.664	1:22.319	+1.090	26.691	26.057	29.571
4	13:53:19.893	1:21.229		26.103	25.449	29.677
5	13:54:41.601	1:21.708	+0.479	25.947	26.180	29.581
6	13:56:04.640	1:23.039	+1.810	27.234	26.269	29.536
7	13:57:26.811	1:22.171	+0.942	26.018	26.291	29.862
8	13:58:48.980	1:22.169	+0.940	25.984	26.229	29.956
9	14:00:11.513	1:22.533	+1.304	25.948	26.671	29.914

Lap	Time of Day	Lap Tm	Diff	S1 Tm	S2 Tm	S3 Tm
(25) P.Eriksson/O.Palm (A)						
1	13:48:52.946	1:29.525	+8.295		26.201	29.732
2	13:50:31.489	1:38.543	+17.313	25.997	26.119	46.427
3	13:51:53.231	1:21.742	+0.512	26.099	26.245	29.398
4	13:53:14.461	1:21.230		25.671	26.078	29.481
5	13:54:38.651	1:24.190	+2.960	28.021	26.374	29.795
6	13:56:00.201	1:21.550	+0.320	26.002	25.889	29.659

Lap	Time of Day	Lap Tm	Diff	S1 Tm	S2 Tm	S3 Tm
(60) F.Ärhage (B)						
1	13:50:45.217	1:31.076	+9.243		26.746	30.415
2	13:52:07.600	1:22.383	+0.550	26.299	26.479	29.605
3	13:53:29.433	1:21.833		25.971	26.383	29.479
4	13:54:52.309	1:22.876	+1.043	26.154	26.437	30.285
5	13:56:14.207	1:21.898	+0.065	26.085	26.337	29.476

Lap	Time of Day	Lap Tm	Diff	S1 Tm	S2 Tm	S3 Tm
(29) M.Öhlin/C.Lindholm (B)						
1	13:50:42.753	1:23.099	+0.972	26.537	26.636	29.926
2	13:52:05.938	1:23.185	+1.058	26.789	26.557	29.839
3	13:53:28.427	1:22.489	+0.362	26.067	26.760	29.662
p4	13:57:55.284	4:26.857	+3:04.730	26.243	26.604	
5	13:59:28.087	1:32.803	+10.676		26.829	31.213
6	14:00:50.214	1:22.127		25.920	26.475	29.732

Lap	Time of Day	Lap Tm	Diff	S1 Tm	S2 Tm	S3 Tm
(21) H. Ricknaes/P.G. Andersson (B)						
p1	13:49:34.199	2:00.819	+37.698		28.583	
2	13:51:04.896	1:30.697	+7.576		27.149	32.810
3	13:52:37.767	1:32.871	+9.750	30.803	29.321	32.747
4	13:54:01.621	1:23.854	+0.733	26.836	26.871	30.147
5	13:55:24.742	1:23.121		26.433	26.623	30.065
6	13:56:47.972	1:23.230	+0.109	26.478	26.738	30.014
7	13:58:12.183	1:24.211	+1.090	26.377	27.119	30.715
8	13:59:35.979	1:23.796	+0.675	26.302	27.011	30.483
9	14:01:10.398	1:				

STCC Mantorp Park

Swedish GT

Mantorp Park 3,106 Km

Qualifying AM

15.09.2017 13:36

Qualifying (14:00 Time) started at 13:46:03

Lap	Time of Day	Lap Tm	Diff	S1 Tm	S2 Tm	S3 Tm	Lap	Time of Day	Lap Tm	Diff	S1 Tm	S2 Tm	S3 Tm
5	13:56:41.143	1:25.404	+0.691	27.630	27.002	30.772							
6	13:58:05.886	1:24.743	+0.030	27.493	26.311	30.939							
7	13:59:30.599	1:24.713		27.379	26.718	30.616							
8	14:00:56.022	1:25.423	+0.710	27.644	26.866	30.913							



STCC Mantorp Park

Swedish GT

Mantorp Park 3,106 Km

Heat 1

15.09.2017 16:20

Race (35:00 and 1 Laps)

POLE POSITION

	1	2
1	99 I. Mattsson/F.Larsson (A) 1:16.610	72 M.EK Tidstrand/R.Hansson (A) 1:17.804
2	20 R.Lindland/L.Sundahl (A) 1:17.978	9 T.Karlsson/O.Nilsson (A) 1:18.030
3	25 P.Eriksson/ O.Palm (A) 1:18.281	98 J.Brunstedt (A) 1:18.321
4	13 C.P.Bernadotte/N.Girolami (A) 1:19.251	88 E.Behrens/D.Roos (B) 1:20.181
5	73 R.Jensen (A) 1:20.536	45 K.Andero (A) 1:21.516
6	7 K.Mäkinen/O.Krüger (B) 1:22.131	31 M.Söderholm/H.Söderholm (B) 1:22.169
7	60 F.Århage (B) 1:22.193	29 M.Öhlin/C.Lindholm (B) 1:22.990
8	21 H. Ricknaes/P.G. Andersson (B) 1:23.568	50 T.Belfrage/J.Edvardsson (B) 1:39.716



STCC Mantorp Park

Swedish GT

Mantorp Park 3,106 Km

Heat 2

16.09.2017 15:05

Race (28:00 and 1 Laps)

POLE POSITION

1

1

98 J.Brunstedt (A)
1:17.905

2

20 R.Lindland/L.Sundahl (A)
1:18.133

2

3

99 I.Mattsson/F.Larsson (A)
1:18.266

4

72 M.EK Tidstrand/R.Hansson (A)
1:18.770

3

5

13 C.P.Bernadotte/N.Girolami (A)
1:19.164

6

9 T.Karlsson/O.Nilsson (A)
1:19.371

4

7

73 R.Jensen (A)
1:19.540

8

45 K.Andero (A)
1:21.031

5

9

88 E.Behrens/D.Roos (B)
1:21.229

10

25 P.Eriksson/ O.Palm (A)
1:21.230

6

11

60 F.Århage (B)
1:21.833

12

29 M.Öhlin/C.Lindholm (B)
1:22.127

7

13

21 H.Ricknaes/P.G. Andersson (B)
1:23.121

14

7 K.Mäkinen/O.Krüger (B)
1:23.955

8

15

31 M.Söderholm/H.Söderholm (B)
1:24.713

16

50 T.Belfrage/J.Edvardsson (B)



STCC Mantorp Park

Swedish GT

Mantorp Park 3,106 Km

Heat 1

15.09.2017 16:20

Race (35:00 and 1 Laps) started at 16:27:07

Pos	No.	Name	Entrant	Make	Nat./Club	Total Tm	Laps	Diff	Best Tm	Ø km/h
1	72	M.EK Tidstrand/R.Hansson		Ferrari 488 Challenge	SWE-Tierp Motorpark/C	37:06.946	25		1:17.655	125,526
2	99	I. Mattsson/F.Larsson (A)	Mattssons Fasteners	Ferrari 488	SWE-	37:07.366	25	0.420	1:17.769	125,502
3	20	R.Lindland/L.Sundahl (A)	Mtech Competition	Porsche 911 Cup Gen	SWE-	37:07.542	25	0.596	1:18.314	125,493
4	9	T.Karlsson/O.Nilsson (A)	Mtech Competition	Porsche 991 GT3 Cup	SWE-	37:09.068	25	2.122	1:18.864	125,407
5	73	R.Jensen (A)		Ferrari 488 Challenge	SWE-Rättvik RK	37:13.298	25	6.352	1:19.641	125,169
6	25	P.Eriksson/ O.Palm (A)		Porsche Carrera	SWE-KAK/Hyllinge MS	37:14.719	25	7.773	1:18.616	125,090
7	45	K.Andero (A)		Porsche 997 Cup	SWE-SSK	37:15.829	25	8.883	1:21.605	125,027
8	29	M.Öhlin/C.Lindholm (B)		Porsche GT4	SWE-Karlskoga MF	37:10.159	24	1 Lap	1:22.720	120,332
9	21	H. Ricknaes (B)	Rental Mobile Service AB	Porsche Cayman GT4	SWE-Falkenberg MK	37:12.173	24	1 Lap	1:23.494	120,223
10	88	E.Behrens/D.Roos (B)	ALFAB Racing	Mclaren 570S GT4	SWE-PCS-R/SMK Sund:	37:15.307	24	1 Lap	1:20.956	120,054
11	60	F.Århage (B)		Porsche 997 Cup	SWE-Katrineholms MK	37:43.136	24	1 Lap	1:23.201	118,578
12	50	T.Belfrage/J.Edvardsson (B)		Ferrari 360	SWE-Gbg Team 13	37:20.881	23	2 Laps	1:27.495	114,766
13	31	M.Söderholm/H.Söderholm	RMS AB	Porsche 997 GT4 Cup	SWE-	26:44.183	18	7 Laps	1:23.498	125,465

Not classified (70% = 17 Laps)

DNF	7	K.Mäkinen/O.Krüger (B)		Maserati MC Gran Turi	SWE-Team 13/Linköpin	15:22.617	11	DNF	1:22.197	133,314
DNF	98	J.Brunstedt (A)	JB Motorsport	Audi R8 LMS	SWE-SSK	7:04.740	5	DNF	1:19.373	131,629
DNF	13	C.P.Bernadotte/N.Girolami	Polestar Cyan Racing	Volvo S60	SWE-KAK/KMF	7:06.291	5	DNF	1:19.466	131,150

Announcements

Weather: cloudy 15 degrees dry track

These results are provisional until the conclusion of any judicial and technical matters!

No. 60 time penalty 30 sec. / unfair driving

Margin of Victory	Ø km/h	Best Lap Tm	km/h	Best Lap by
0.420	125,526	1:17.655	143,991	72 - M.EK Tidstrand/R.Hansson (

Official Timing mwraceconsulting.com

Orbits

Timekeeping M. Wagner:



Clerk of the course Mikael Andersson:

Steward Mikael Karlstedt:

Secretary of the meeting Yvonne Bjärud:

L



STCC Mantorp Park

Swedish GT

Mantorp Park 3,106 Km

Heat 1

15.09.2017 16:20

Race (35:00 and 1 Laps) started at 16:27:07

Pos	No.	Name	Entrant	Make	Nat./Club	Total Tm	Laps	Diff	Best Tm	Ø km/h
GTA										
1	72	M.EK Tidstrand/R.Hansson		Ferrari 488 Challenge	SWE-Tierp Motorpark/C	37:06.946	25		1:17.655	125,526
2	99	I. Mattsson/F.Larsson (A)	Mattssons Fasteners	Ferrari 488	SWE-	37:07.366	25	0.420	1:17.769	125,502
3	20	R.Lindland/L.Sundahl (A)	Mtech Competition	Porsche 911 Cup Gen	SWE-	37:07.542	25	0.596	1:18.314	125,493
4	9	T.Karlsson/O.Nilsson (A)	Mtech Competition	Porsche 991 GT3 Cup	SWE-	37:09.068	25	2.122	1:18.864	125,407
5	73	R.Jensen (A)		Ferrari 488 Challenge	SWE-Rättvik RK	37:13.298	25	6.352	1:19.641	125,169
6	25	P.Eriksson/ O.Palm (A)		Porsche Carrera	SWE-KAK/Hyllinge MS	37:14.719	25	7.773	1:18.616	125,090
7	45	K.Andero (A)		Porsche 997 Cup	SWE-SSK	37:15.829	25	8.883	1:21.605	125,027
Not classified (70% = 17 Laps)										
DNF	98	J.Brunstedt (A)	JB Motorsport	Audi R8 LMS	SWE-SSK	7:04.740	5	DNF	1:19.373	131,629
DNF	13	C.P.Bernadotte/N.Girolami	Polestar Cyan Racing	Volvo S60	SWE-KAK/KMF	7:06.291	5	DNF	1:19.466	131,150
GTB										
1	29	M.Öhlin/C.Lindholm (B)		Porsche GT4	SWE-Karlskoga MF	37:10.159	24		1:22.720	120,332
2	21	H. Ricknaes (B)	Rental Mobile Service AB	Porsche Cayman GT4	SWE-Falkenberg MK	37:12.173	24	2.014	1:23.494	120,223
3	88	E.Behrens/D.Roos (B)	ALFAB Racing	McLaren 570S GT4	SWE-PCS-R/SMK Sund:	37:15.307	24	5.148	1:20.956	120,054
4	60	F.Århage (B)		Porsche 997 Cup	SWE-Katrineholms MK	37:43.136	24	32.977	1:23.201	118,578
5	50	T.Belfrage/J.Edvardsson (B)		Ferrari 360	SWE-Gbg Team 13	37:20.881	23	1 Lap	1:27.495	114,766
6	31	M.Söderholm/H.Söderholm	RMS AB	Porsche 997 GT4 Cup	SWE-	26:44.183	18	6 Laps	1:23.498	125,465
Not classified (70% = 17 Laps)										
DNF	7	K.Mäkinen/O.Krüger (B)		Maserati MC Gran Turi	SWE-Team 13/Linköpin	15:22.617	11	DNF	1:22.197	133,314

Announcements

Weather: cloudy 15 degrees dry track

These results are provisional until the conclusion of any judicial and technical matters!

No. 60 time penalty 30 sec. / unfair driving

Margin of Victory	Ø km/h	Best Lap Tm	km/h	Best Lap by
0.420	125,526	1:17.655	143,991	72 - M.EK Tidstrand/R.Hansson (

Official Timing mwraceconsulting.com

Orbits

Timekeeping M. Wagner:



Clerk of the course Mikael Andersson:

Steward Mikael Karlstedt:

Secretary of the meeting Yvonne Bjärud:

L



STCC Mantorp Park

Swedish GT

Mantorp Park 3,106 Km

Heat 1

15.09.2017 16:20

Race (35:00 and 1 Laps) started at 16:27:07

Lap	Time of Day	Lap Tm	Diff	S1 Tm	S2 Tm	S3 Tm
(72) M.EK Tidstrand/R.Hansson (A)						
1	16:28:26.340	1:19.186	+1.531	26.595	24.467	28.124
2	16:29:44.317	1:17.977	+0.322	25.085	24.517	28.375
3	16:31:01.972	1:17.655		25.110	24.430	28.115
4	16:32:19.759	1:17.787	+0.132	25.119	24.559	28.109
5	16:33:37.649	1:17.890	+0.235	25.091	24.524	28.275
6	16:34:55.555	1:17.906	+0.251	25.026	24.617	28.263
7	16:36:14.988	1:19.433	+1.778	25.515	25.383	28.535
8	16:37:33.547	1:18.559	+0.904	25.353	24.686	28.520
9	16:38:52.254	1:18.707	+1.052	25.425	24.723	28.559
10	16:40:10.947	1:18.693	+1.038	25.578	24.764	28.351
11	16:41:29.646	1:18.699	+1.044	25.543	24.753	28.403
12	16:42:48.404	1:18.758	+1.103	25.518	24.824	28.416
13	16:44:07.134	1:18.730	+1.075	25.329	24.860	28.541
14	16:45:26.126	1:18.992	+1.337	25.421	24.822	28.749
15	16:46:45.320	1:19.194	+1.539	26.081	24.590	28.523
p16	16:49:23.279	2:37.959	+1:20.304	25.422	24.881	
17	16:50:48.448	1:25.169	+7.514		26.061	29.666
18	16:52:10.700	1:22.252	+4.597	26.663	25.703	29.886
19	16:53:32.925	1:22.225	+4.570	26.712	25.904	29.609
20	16:54:54.482	1:21.557	+3.902	26.508	25.308	29.741
21	16:56:17.330	1:22.848	+5.193	26.749	25.913	30.186
22	16:58:35.464	2:18.134	+1:00.479	39.389	47.053	51.692
23	17:00:57.820	2:22.356	+1:04.701	44.941	48.935	48.480
24	17:02:50.994	1:53.174	+35.519	37.230	37.670	38.274
25	17:04:13.987	1:22.993	+5.338	26.907	25.892	30.194

Lap	Time of Day	Lap Tm	Diff	S1 Tm	S2 Tm	S3 Tm
19	16:53:43.662	1:22.444	+4.130	27.405	25.671	29.368
20	16:55:03.615	1:19.953	+1.639	25.751	25.321	28.881
21	16:56:23.597	1:19.982	+1.668	25.482	25.394	29.106
22	16:58:37.519	2:13.922	+55.608	35.047	46.522	52.353
23	17:00:59.558	2:22.039	+1:03.725	44.539	48.887	48.613
24	17:02:51.798	1:52.240	+33.926	37.124	37.327	37.789
25	17:04:14.583	1:22.785	+4.471	27.341	25.760	29.684
(9) T.Karlsson/O.Nilsson (A)						
1	16:28:28.818	1:21.383	+2.519	27.261	25.291	28.831
2	16:29:53.734	1:24.916	+6.052	30.620	25.572	28.724
3	16:31:12.895	1:19.161	+0.297	25.347	25.076	28.738
4	16:32:32.587	1:19.692	+0.828	25.448	25.426	28.818
5	16:33:55.422	1:22.835	+3.971	25.136	25.641	32.058
6	16:35:14.338	1:18.916	+0.052	25.087	25.309	28.520
7	16:36:33.877	1:19.539	+0.675	25.303	25.212	29.024
8	16:37:53.231	1:19.354	+0.490	25.449	25.174	28.731
9	16:39:13.563	1:20.332	+1.468	25.848	25.674	28.810
10	16:40:32.495	1:18.932	+0.068	25.064	25.186	28.682
11	16:41:51.531	1:19.036	+0.172	25.068	25.314	28.654
12	16:43:10.428	1:18.897	+0.033	24.901	25.387	28.609
13	16:44:29.292	1:18.864		24.986	25.132	28.746
14	16:45:48.532	1:19.240	+0.376	25.189	25.229	28.820
15	16:47:07.594	1:19.062	+0.198	25.096	25.113	28.853
p16	16:49:44.368	2:36.774	+1:17.910	25.303	25.266	
17	16:51:10.964	1:26.596	+7.732	26.354	30.368	
18	16:52:32.365	1:21.401	+2.537	26.428	25.601	29.372
19	16:53:54.695	1:22.330	+3.466	26.220	25.745	30.365
20	16:55:17.300	1:22.605	+3.741	26.062	25.956	30.587
21	16:56:41.281	1:23.981	+5.117	26.315	27.038	30.628
22	16:58:40.241	1:58.960	+40.096	26.786	38.518	53.656
23	17:01:00.936	2:20.695	+1:01.831	43.887	48.097	48.711
24	17:02:53.090	1:52.154	+33.290	37.719	36.801	37.634
25	17:04:16.109	1:23.019	+4.155	27.390	25.744	29.885

Lap	Time of Day	Lap Tm	Diff	S1 Tm	S2 Tm	S3 Tm
(99) I. Mattsson/F.Larsson (A)						
1	16:28:25.562	1:18.521	+0.752	25.780	24.531	28.210
2	16:29:44.828	1:19.266	+1.497	26.396	24.668	28.202
3	16:31:02.597	1:17.769		25.077	24.509	28.183
4	16:32:20.376	1:17.779	+0.010	24.943	24.609	28.227
5	16:33:38.165	1:17.789	+0.020	24.928	24.623	28.238
6	16:34:56.024	1:17.859	+0.090	25.029	24.536	28.294
7	16:36:15.581	1:19.557	+1.788	25.514	25.196	28.847
8	16:37:34.396	1:18.815	+1.046	25.346	24.852	28.617
9	16:38:53.183	1:18.787	+1.018	25.336	24.765	28.686
10	16:40:11.946	1:18.763	+0.994	25.126	24.807	28.830
11	16:41:30.970	1:19.024	+1.255	25.387	24.791	28.846
12	16:42:50.397	1:19.427	+1.658	25.877	25.085	28.465
13	16:44:09.305	1:18.908	+1.139	25.136	24.796	28.976
14	16:45:28.391	1:19.086	+1.317	25.348	24.922	28.816
15	16:46:48.141	1:19.750	+1.981	25.820	25.119	28.811
p16	16:49:24.422	2:36.281	+1:18.512	25.155	25.002	
17	16:50:50.082	1:25.660	+7.891		25.988	29.335
18	16:52:11.046	1:20.964	+3.195	26.016	25.298	29.650
19	16:53:33.850	1:22.804	+5.035	27.026	25.938	29.840
20	16:54:54.953	1:21.103	+3.334	26.261	25.337	29.505
21	16:56:17.974	1:23.021	+5.252	26.800	25.797	30.424
22	16:58:36.447	2:18.473	+1:00.704	39.713	46.694	52.066
23	17:00:58.703	2:22.256	+1:04.487	44.820	48.669	48.767
24	17:02:51.435	1:52.732	+34.963	37.228	37.299	38.205
25	17:04:14.407	1:22.972	+5.203	27.238	25.782	29.952

Lap	Time of Day	Lap Tm	Diff	S1 Tm	S2 Tm	S3 Tm
(73) R.Jensen (A)						
1	16:28:50.716	1:42.523	+22.882	28.824	43.735	29.964
2	16:30:11.934	1:21.218	+1.577	26.275	25.751	29.192
3	16:31:32.874	1:20.940	+1.299	26.418	25.224	29.298
4	16:32:53.551	1:20.677	+1.036	25.955	25.324	29.398
5	16:34:14.410	1:20.859	+1.218	26.455	25.292	29.112
6	16:35:34.998	1:20.588	+0.947	26.397	25.344	28.847
7	16:36:55.090	1:20.092	+0.451	25.478	25.791	28.823
8	16:38:18.478	1:23.388	+3.747	26.528	27.115	29.745
9	16:39:55.238	1:36.760	+17.119	26.323	25.288	45.149
10	16:41:16.450	1:21.212	+1.571	26.175	25.575	29.462
11	16:42:36.436	1:19.986	+0.345	25.788	25.421	28.777
12	16:43:56.916	1:20.480	+0.839	25.826	25.470	29.184
p13	16:46:39.341	2:42.425	+1:22.784	26.701	25.576	
14	16:48:04.046	1:24.705	+5.064		25.633	29.067
15	16:49:24.800	1:20.754	+1.113	26.073	25.478	29.203
16	16:50:44.819	1:20.019	+0.378	25.764	25.483	28.772
17	16:52:05.597	1:20.778	+1.137	26.371	25.405	29.002
18	16:53:25.804	1:20.207	+0.566	25.808	25.438	28.961
19	16:54:45.445	1:19.641		25.754	25.143	28.744
20	16:56:06.132	1:20.687	+1.046	25.707	25.434	29.546
21	16:57:36.085	1:29.953	+10.312	33.347	26.688	29.918
22	16:59:00.297	1:24.212	+4.571	27.229	26.743	30.240
23	17:01:06.913	2:06.616	+46.975	32.061	45.577	48.978
24	17:02:57.005	1:50.092	+30.451	39.298	34.886	35.908
25	17:04:20.339	1:23.334	+3.693	27.387	25.791	30.156

Lap	Time of Day	Lap Tm	Diff	S1 Tm	S2 Tm	S3 Tm
(20) R.Lindland/L.Sundahl (A)						
1	16:28:28.230	1:20.933	+2.619	26.970	25.327	28.636
2	16:29:47.093	1:18.863	+0.549	25.232	25.256	28.375
3	16:31:05.612	1:18.519	+0.205	25.025	25.274	28.220
4	16:32:24.377	1:18.765	+0.451	25.090	25.252	28.423
5	16:33:42.691	1:18.314		24.908	25.113	28.293
6	16:35:01.329	1:18.638	+0.324	24.988	25.192	28.458
7	16:36:20.546	1:19.217	+0.903	25.165	25.224	28.828
8	16:37:39.818	1:19.272	+0.958	25.547	25.103	28.622
9	16:38:59.013	1:19.195	+0.881	25.351	25.164	28.680
10	16:40:18.056	1:19.043	+0.729	25.086	25.424	28.533
11	16:41:37.498	1:19.442	+1.128	25.284	25.391	28.767
12	16:42:56.872	1:19.374	+1.060	25.189	25.477	28.708
13	16:44:16.294	1:19.422	+1.108	25.096	25.233	29.093
14	16:45:35.869	1:19.575	+1.261	25.212	25.117	29.246
p15	16:48:13.457	2:37.588	+1:19.274	25.286	25.266	
16	16:49:39.299	1:25.842	+7.528		25.521	29.805
17	16:50:59.808	1:20.509	+2.195	25.903	25.076	29.530
18	16:52:21.218	1:21.410	+3.096	25.789	26.131	29.490

Lap	Time of Day	Lap Tm	Diff	S1 Tm	S2 Tm	S3 Tm
(25) P.Eriksson/ O.Palm (A)						
1	16:28:29.199	1:21.517	+2.901	27.480	25.309	

STCC Mantorp Park

Swedish GT

Mantorp Park 3,106 Km

Heat 1

15.09.2017 16:20

Race (35:00 and 1 Laps) started at 16:27:07

Lap	Time of Day	Lap Tm	Diff	S1 Tm	S2 Tm	S3 Tm	Lap	Time of Day	Lap Tm	Diff	S1 Tm	S2 Tm	S3 Tm
12	16:43:01.112	1:19.279	+0.663	25.503	25.154	28.622	6	16:35:44.211	1:24.564	+1.070	27.308	26.748	30.508
13	16:44:20.573	1:19.461	+0.845	25.564	25.208	28.689	7	16:37:08.347	1:24.136	+0.642	26.981	26.840	30.315
14	16:45:40.165	1:19.592	+0.976	25.555	25.091	28.946	8	16:38:32.616	1:24.269	+0.775	26.760	26.907	30.602
p15	16:48:15.729	2:35.564	+1:16.948	25.633	25.213		9	16:39:56.898	1:24.282	+0.788	26.636	26.802	30.844
16	16:49:46.529	1:30.800	+12.184		26.686	30.918	10	16:41:20.745	1:23.847	+0.353	26.451	26.953	30.443
17	16:51:10.771	1:24.242	+5.626	27.063	26.540	30.639	11	16:42:44.648	1:23.903	+0.409	26.659	26.925	30.319
18	16:52:35.354	1:24.583	+5.967	27.732	26.339	30.512	12	16:44:09.211	1:24.563	+1.069	26.502	27.057	31.004
19	16:53:59.289	1:23.935	+5.319	26.997	26.437	30.501	p13	16:46:49.223	2:40.012	+1:16.518	27.039	27.029	
20	16:55:23.525	1:24.236	+5.620	27.473	26.341	30.422	14	16:48:16.428	1:27.205	+3.711		27.001	30.624
21	16:56:50.656	1:27.131	+8.515	27.224	27.323	32.584	15	16:49:40.915	1:24.487	+0.993	26.996	27.022	30.469
22	16:58:45.721	1:55.065	+36.449	30.904	28.684	55.477	16	16:51:04.409	1:23.494		26.474	26.771	30.249
23	17:01:04.393	2:18.672	+1:00.056	42.949	46.634	49.089	17	16:52:28.393	1:23.984	+0.490	26.503	27.147	30.334
24	17:02:55.640	1:51.247	+32.631	38.740	35.444	37.063	18	16:53:52.305	1:23.912	+0.418	26.340	27.203	30.369
25	17:04:21.760	1:26.120	+7.504	28.089	27.088	30.943	19	16:55:18.528	1:26.223	+2.729	27.488	27.358	31.377

(45) K.Andero (A)

1	16:28:35.797	1:27.438	+5.833	29.707	27.219	30.512
2	16:29:58.634	1:22.837	+1.232	26.795	26.175	29.867
3	16:31:20.966	1:22.332	+0.727	26.433	25.997	29.902
4	16:32:42.900	1:21.934	+0.329	26.419	25.817	29.698
5	16:34:04.505	1:21.605		26.027	25.807	29.771
6	16:35:26.376	1:21.871	+0.266	26.283	25.956	29.632
7	16:36:48.313	1:21.937	+0.332	26.403	25.959	29.575
8	16:38:10.141	1:21.828	+0.223	26.605	25.787	29.436
9	16:39:32.185	1:22.044	+0.439	26.295	25.869	29.880
10	16:40:54.900	1:22.715	+1.110	26.523	26.198	29.994
11	16:42:19.101	1:24.201	+2.596	26.407	26.758	31.036
12	16:43:41.289	1:22.188	+0.583	26.574	26.000	29.614
13	16:45:03.316	1:22.027	+0.422	26.262	25.925	29.840
p14	16:47:45.122	2:41.806	+1:20.201	26.563	25.719	
15	16:49:10.312	1:25.190	+3.585	26.029	30.005	
16	16:50:33.145	1:22.833	+1.228	27.308	25.932	29.593
17	16:51:55.271	1:22.126	+0.521	26.462	26.021	29.643
18	16:53:17.053	1:21.782	+0.177	26.187	25.853	29.742
19	16:54:39.126	1:22.073	+0.468	26.113	26.007	29.953
20	16:56:02.632	1:23.506	+1.901	27.567	26.097	29.842
21	16:57:34.609	1:31.977	+10.372	34.563	26.997	30.417
22	16:58:59.243	1:24.634	+3.029	27.106	26.490	31.038
23	17:01:06.350	2:07.107	+45.502	31.660	46.106	49.341
24	17:02:56.829	1:50.479	+28.874	38.923	34.734	36.822
25	17:04:22.870	1:26.041	+4.436	27.994	26.498	31.549

(29) M.Öhlin/C.Lindholm (B)

1	16:28:40.626	1:31.459	+8.739	30.765	29.281	31.413
2	16:30:04.877	1:24.251	+1.531	26.891	26.906	30.454
3	16:31:29.276	1:24.399	+1.679	27.150	26.684	30.565
4	16:32:53.183	1:23.907	+1.187	26.930	26.871	30.106
5	16:34:17.300	1:24.117	+1.397	27.127	27.035	29.955
6	16:35:40.232	1:22.932	+0.212	26.349	26.798	29.785
7	16:37:04.145	1:23.913	+1.193	26.994	26.786	30.133
8	16:38:28.025	1:23.880	+1.160	26.580	26.540	30.760
9	16:39:51.583	1:23.558	+0.838	26.636	27.071	29.851
10	16:41:15.230	1:23.647	+0.927	26.754	26.927	29.966
11	16:42:38.670	1:23.440	+0.720	26.346	26.838	30.256
12	16:44:02.150	1:23.480	+0.760	26.556	26.621	30.303
13	16:45:24.870	1:22.720		26.114	26.711	29.895
14	16:46:49.945	1:25.075	+2.355	26.929	27.948	30.198
15	16:48:13.274	1:23.329	+0.609	26.436	26.680	30.213
p16	16:50:53.937	2:40.663	+1:17.943	27.548	26.895	
17	16:52:22.338	1:28.401	+5.681		26.942	30.865
18	16:53:46.380	1:24.042	+1.322	27.005	27.018	30.019
19	16:55:09.574	1:23.194	+0.474	26.187	26.890	30.117
20	16:56:34.241	1:24.667	+1.947	26.400	27.123	31.144
21	16:58:38.784	2:04.543	+41.823	28.034	43.465	53.044
22	17:01:00.170	2:21.386	+58.666	44.187	48.485	48.714
23	17:02:52.895	1:52.725	+30.005	37.368	37.242	38.115
24	17:04:17.200	1:24.305	+1.585	26.970	27.027	30.308

(21) H. Ricknaes/P.G. Andersson (B)

1	16:28:41.376	1:32.391	+8.897	31.475	29.053	31.863
2	16:30:06.481	1:25.105	+1.611	27.126	27.119	30.860
3	16:31:31.126	1:24.645	+1.151	26.833	26.983	30.829
4	16:32:55.457	1:24.331	+0.837	26.846	27.106	30.379
5	16:34:19.647	1:24.190	+0.696	26.600	26.794	30.796

(88) E.Behrens/D.Roos (B)

1	16:28:40.198	1:32.434	+11.478	29.733	31.459	31.242
2	16:30:02.999	1:22.801	+1.845	26.956	26.477	29.368
3	16:31:26.370	1:23.371	+2.415	27.087	26.413	29.871
4	16:32:49.354	1:22.984	+2.028	26.531	27.137	29.316
5	16:34:10.418	1:21.064	+0.108	25.879	25.892	29.293
6	16:35:31.479	1:21.061	+0.105	26.137	25.862	29.062
7	16:36:53.590	1:22.111	+1.155	26.298	26.068	29.745
8	16:38:17.695	1:24.105	+3.149	26.884	27.301	29.920
9	16:39:40.805	1:23.110	+2.154	26.446	26.593	30.071
10	16:41:02.097	1:21.292	+0.336	26.089	25.813	29.390
11	16:42:23.889	1:21.792	+0.836	26.193	26.010	29.589
12	16:43:46.469	1:22.580	+1.624	26.435	26.491	29.654
13	16:45:07.592	1:21.123	+0.167	25.748	25.673	29.702
14	16:46:28.548	1:20.956		25.845	25.777	29.334
p15	16:49:05.069	2:36.521	+1:15.565	25.774	25.969	
16	16:50:43.992	1:38.923	+17.967		31.780	33.950
17	16:52:18.998	1:35.006	+14.050	29.252	31.899	33.855
18	16:53:57.271	1:38.273	+17.317	29.245	32.961	36.067
19	16:55:46.097	1:48.826	+27.870	51.756	26.534	30.536
20	16:57:09.814	1:23.717	+2.761	27.114	26.433	30.170
21	16:58:48.115	1:38.301	+17.345	26.668	25.935	45.698
22	17:01:05.247	2:17.132	+56.176	41.403	47.097	48.632
23	17:02:55.900	1:50.653	+29.697	38.737	35.219	36.697
24	17:04:22.348	1:26.448	+5.492	28.136	26.997	31.315

(60) F.Ährhage (B)

1	16:28:39.672	1:30.748	+7.547	30.652	29.091	31.005
2	16:30:04.478	1:24.806	+1.605	27.133	27.230	30.443
3	16:31:28.915	1:24.437	+1.236	27.144	26.747	30.546
4	16:32:52.868	1:23.953	+0.752	26.965	26.705	30.283
5	16:34:17.643	1:24.775	+1.574	26.722	26.919	31.134
6	16:35:42.084	1:24.441	+1.240	27.410	26.756	30.275
7	16:37:05.988	1:23.904	+0.703	26.696	26.739	30.469
8	16:38:29.315	1:23.327	+0.126	26.500	26.700	30.127
9	16:39:52.871	1:23.556	+0.355	26.617	26.509	30.430
10	16:41:17.503	1:24.632	+1.431	26.621	27.060	30.951
11	16:42:41.144	1:23.641	+0.440	26.623	26.809	30.209
12	16:44:04.345	1:23.201		26.577	26.575	30.049
p13	16:46:45.622	2:41.277	+1:18.076	26.581	26.921	
14	16:48:13.339	1:27.717	+4.516		26.547	30.866
15	16:49:37.498	1:24.159	+0.958	27.125	26.748	30.286
16	16:51:01.816	1:24.318	+1.117	27.127	26.828	30.363
17	16:52:26.315	1:24.499	+1.298	26.885	27.180	30.434
18	16:53:51.595	1:25.280	+2.079	27.024	26.908	31.348
19	16:55:20.543	1:28.948	+5.747	27.712	26.560	34.676
20	16:56:48.928	1:28.385	+5.184	27.408	27.791	33.186
21	16:58:42.855	1:53.927	+30.726	27.681	31.635	54.611
22	17:01:03.364	2:20.509	+57.308	43.651	47.317	49.541
23	17:02:54.791	1:51.427	+28.226	38.030	36.168	37.229
24	17:04:20.177	1:25.386	+2.185	27.014	27.214	31.158

(50) T.Belfrage/J.Edvardsson (B)

1	16:28:44.666	1:34.707	+7.212	31.364	30.061	33.282
---	--------------	----------	--------	--------	--------	--------



STCC Mantorp Park

Swedish GT

Mantorp Park 3,106 Km

Heat 1

15.09.2017 16:20

Race (35:00 and 1 Laps) started at 16:27:07

Lap	Time of Day	Lap Tm	Diff	S1 Tm	S2 Tm	S3 Tm	Lap	Time of Day	Lap Tm	Diff	S1 Tm	S2 Tm	S3 Tm
2	16:30:16.265	1:31.599	+4.104	29.181	29.711	32.707							
3	16:31:47.199	1:30.934	+3.439	28.883	28.724	33.327							
4	16:33:18.094	1:30.895	+3.400	28.748	28.713	33.434							
5	16:34:48.430	1:30.336	+2.841	28.907	29.098	32.331							
6	16:36:19.139	1:30.709	+3.214	28.853	29.185	32.671							
7	16:37:49.668	1:30.529	+3.034	29.391	28.798	32.340							
8	16:39:19.330	1:29.662	+2.167	28.851	28.583	32.228							
9	16:40:49.936	1:30.606	+3.111	29.037	28.899	32.670							
10	16:42:20.822	1:30.886	+3.391	28.677	28.325	33.884							
11	16:43:50.981	1:30.159	+2.664	29.009	28.707	32.443							
12	16:45:22.335	1:31.354	+3.859	28.354	29.031	33.969							
p13	16:48:38.331	3:15.996	+1:48.501	29.065	28.864								
14	16:50:13.917	1:35.586	+8.091		28.575	32.622							
15	16:51:43.388	1:29.471	+1.976	27.676	28.604	33.191							
16	16:53:11.051	1:27.663	+0.168	27.997	27.962	31.704							
17	16:54:38.546	1:27.495		27.784	27.757	31.954							
18	16:56:07.820	1:29.274	+1.779	29.098	28.041	32.135							
19	16:57:44.892	1:37.072	+9.577	34.610	29.673	32.789							
20	16:59:18.190	1:33.298	+5.803	30.811	28.826	33.661							
21	17:01:08.005	1:49.815	+22.320	30.101	31.224	48.490							
22	17:02:58.849	1:50.844	+23.349	39.360	34.950	36.534							
23	17:04:27.922	1:29.073	+1.578	28.564	27.921	32.588							

(31) M.Söderholm/H.Söderholm (B)

1	16:28:37.669	1:28.904	+5.406	30.424	27.625	30.855							
2	16:30:02.288	1:24.619	+1.121	26.852	26.871	30.896							
3	16:31:26.200	1:23.912	+0.414	27.081	26.604	30.227							
4	16:32:51.090	1:24.890	+1.392	26.343	27.876	30.671							
5	16:34:15.557	1:24.467	+0.969	27.204	26.660	30.603							
6	16:35:39.784	1:24.227	+0.729	27.169	26.732	30.326							
7	16:37:03.531	1:23.747	+0.249	27.084	26.618	30.045							
8	16:38:27.657	1:24.126	+0.628	26.724	26.556	30.846							
9	16:39:51.155	1:23.498		26.441	26.622	30.435							
10	16:41:14.763	1:23.608	+0.110	26.785	26.693	30.130							
11	16:42:38.379	1:23.616	+0.118	26.424	26.806	30.386							
12	16:44:02.537	1:24.158	+0.660	26.440	26.462	31.256							
13	16:45:27.045	1:24.508	+1.010	26.663	26.883	30.962							
14	16:46:50.974	1:23.929	+0.431	26.591	26.859	30.479							
p15	16:49:28.705	2:37.731	+1:14.233	26.784	26.537								
16	16:50:59.883	1:31.178	+7.680	27.595	27.595	31.337							
17	16:52:25.255	1:25.372	+1.874	27.460	26.768	31.144							
18	16:53:51.224	1:25.969	+2.471	27.651	27.352	30.966							

(7) K.Mäkinen/O.Krüger (B)

1	16:28:38.098	1:29.588	+7.391	30.056	28.803	30.729							
2	16:30:02.488	1:24.390	+2.193	26.940	26.687	30.763							
3	16:31:27.049	1:24.561	+2.364	27.215	26.952	30.394							
4	16:32:51.208	1:24.159	+1.962	26.310	27.434	30.415							
5	16:34:14.015	1:22.807	+0.610	26.208	26.649	29.950							
6	16:35:36.816	1:22.801	+0.604	25.950	26.587	30.264							
7	16:36:59.723	1:22.907	+0.710	25.774	26.816	30.317							
8	16:38:22.438	1:22.715	+0.518	26.316	26.569	29.830							
9	16:39:44.635	1:22.197		26.027	26.309	29.861							
10	16:41:07.275	1:22.640	+0.443	26.004	26.619	30.017							
11	16:42:29.658	1:22.383	+0.186	25.895	26.595	29.893							

(98) J.Brunstedt (A)

1	16:28:30.868	1:23.105	+3.732	28.378	25.502	29.225							
2	16:29:51.601	1:20.733	+1.360	25.553	25.439	29.741							
3	16:31:12.085	1:20.484	+1.111	25.981	25.209	29.294							
4	16:32:31.458	1:19.373		25.251	25.321	28.801							
5	16:34:11.781	1:40.323	+20.950	25.578	25.350	49.395							

(13) C.P.Bernadotte/N.Girolami (A)

1	16:28:32.239	1:24.261	+4.795	28.490	26.228	29.543							
2	16:29:52.757	1:20.518	+1.052	26.169	25.563	28.786							
3	16:31:12.223	1:19.466		25.273	25.428	28.765							
4	16:32:32.011	1:19.788	+0.322	25.453	25.767	28.568							
5	16:34:13.332	1:41.321	+21.855	25.329	25.594	50.398							



STCC Mantorp Park

Swedish GT

Mantorp Park 3,106 Km

Warm up

16.09.2017 09:35

Practice (15:00 Time) started at 9:35:03

Pos	No.	Name	Entrant	Make	Nat./Club	Laps	Best Tm	Diff	In Lap	2nd Best
1	99	I. Mattsson/F.Larsson (A)	Mattssons Fasteners	Ferrari 488	SWE-	9	1:17.981		5	1:19.004
2	20	R.Lindland/L.Sundahl (A)	Mtech Competition	Porsche 911 Cup	SWE-	10	1:18.361	0.380	10	1:19.009
3	9	T.Karlsson/O.Nilsson (A)	Mtech Competition	Porsche 991 GT3	SWE-	11	1:18.489	0.508	10	1:18.589
4	73	R.Jensen (A)		Ferrari 488 Challe	SWE-Rättvik RK	10	1:19.327	1.346	9	1:19.398
5	72	M.EK Tidstrand/R.Hanssc		Ferrari 488 Challe	SWE-Tierp Motorpark/	10	1:19.989	2.008	9	1:20.137
6	45	K.Andero (A)		Porsche 997 Cup	SWE-SSK	6	1:20.022	2.041	5	1:20.180
7	88	E.Behrens/D.Roos (B)	ALFAB Racing	Mclaren 570S GT	SWE-PCS-R/SMK Sunc	8	1:20.792	2.811	7	1:20.816
8	13	C.P.Bernadotte/N.Girolar	Polestar Cyan Racing	Volvo S60	SWE-KAK/KMF	7	1:21.384	3.403	7	1:21.926
9	25	P.Eriksson/ O.Palm (A)		Porsche Carrera	SWE-KAK/Hyllinge MS	10	1:21.584	3.603	10	1:22.370
10	29	M.Öhlin/C.Lindholm (B)		Porsche GT4	SWE-Karlskoga MF	10	1:22.339	4.358	7	1:22.625
11	31	M.Söderholm/H.Söderho	RMS AB	Porsche 997 GT4	SWE-	9	1:22.362	4.381	9	1:22.442
12	7	K.Mäkinen/O.Krüger (B)		Maserati MC Grar	SWE-Team 13/Linköpi	10	1:23.539	5.558	4	1:23.965
13	21	H. Ricknaes (B)	Rental Mobile Service AB	Porsche Cayman	SWE-Falkenberg MK	3	1:27.433	9.452	2	
14	50	T.Belfrage/J.Edvardsson		Ferrari 360	SWE-Gbg Team 13	8	1:29.501	11.520	8	1:29.597

Announcements

Weather: sunny 10 degrees dry track



STCC Mantorp Park

Swedish GT

Mantorp Park 3,106 Km

Warm up

16.09.2017 09:35

Practice (15:00 Time) started at 9:35:03

Lap	Time of Day	Lap Tm	Diff	S1 Tm	S2 Tm	S3 Tm
(99) I. Mattsson/F.Larsson (A)						
1	9:37:15.681	1:46.008	+28.027		33.485	32.323
2	9:38:41.647	1:25.966	+7.985	28.770	27.422	29.774
3	9:40:01.472	1:19.825	+1.844	25.858	25.176	28.791
4	9:41:20.476	1:19.004	+1.023	25.184	25.135	28.685
5	9:42:38.457	1:17.981		25.033	24.523	28.425
6	9:44:03.271	1:24.814	+6.833	27.366	27.362	30.086
7	9:45:23.994	1:20.723	+2.742	27.258	24.657	28.808
8	9:46:43.506	1:19.512	+1.531	25.026	24.349	30.137
p9	9:51:21.501	4:37.995	+3:20.014	27.099	24.640	
(20) R.Lindland/L.Sundahl (A)						
1	9:36:43.186	1:34.143	+15.782		27.675	30.925
2	9:38:06.560	1:23.374	+5.013	27.762	26.323	29.289
3	9:39:26.700	1:20.140	+1.779	25.854	25.488	28.798
4	9:40:45.921	1:19.221	+0.860	25.345	25.293	28.583
p5	9:43:49.823	3:03.902	+1:45.541	25.272	25.404	
6	9:45:22.679	1:32.856	+14.495		25.564	29.028
7	9:46:41.702	1:19.023	+0.662	25.186	24.840	28.997
8	9:48:00.915	1:19.213	+0.852	25.629	24.919	28.665
9	9:49:19.924	1:19.009	+0.648	25.145	24.837	29.027
10	9:50:38.285	1:18.361		24.980	24.749	28.632
(9) T.Karlsson/O.Nilsson (A)						
1	9:37:04.358	1:51.934	+33.445		36.257	33.814
2	9:38:34.184	1:29.826	+11.337	28.855	30.709	30.262
3	9:39:53.997	1:19.813	+1.324	25.721	25.304	28.788
4	9:41:13.208	1:19.211	+0.722	25.303	25.170	28.738
5	9:42:32.132	1:18.924	+0.435	25.226	25.038	28.660
6	9:43:54.533	1:22.401	+3.912	27.308	26.315	28.778
7	9:45:13.688	1:19.155	+0.666	25.291	25.205	28.659
8	9:46:39.072	1:25.384	+6.895	25.092	25.019	35.273
9	9:47:57.661	1:18.589	+0.100	24.969	25.115	28.505
10	9:49:16.150	1:18.489		24.933	25.047	28.509
11	9:50:35.906	1:19.756	+1.267	25.378	25.795	28.583
(73) R.Jensen (A)						
1	9:37:29.112	2:06.098	+46.771		39.952	42.564
2	9:39:15.732	1:46.620	+27.293	34.427	35.758	36.435
3	9:40:52.183	1:36.451	+17.124	31.898	31.890	32.663
4	9:42:31.340	1:39.157	+19.830	30.124	34.398	34.635
5	9:43:56.289	1:24.949	+5.622	27.549	27.683	29.717
6	9:45:19.600	1:23.311	+3.984	27.286	26.492	29.533
7	9:46:42.188	1:22.588	+3.261	26.458	25.989	30.141
8	9:48:02.617	1:20.429	+1.102	26.137	25.468	28.824
9	9:49:21.944	1:19.327		25.394	25.280	28.653
10	9:50:41.342	1:19.398	+0.071	25.564	25.085	28.749
(72) M.EK Tidstrand/R.Hansson (A)						
1	9:37:13.249	1:52.831	+32.842		37.239	34.673
2	9:38:38.666	1:25.417	+5.428	27.991	26.907	30.519
3	9:40:00.209	1:21.543	+1.554	26.360	25.744	29.439
4	9:41:22.112	1:21.903	+1.914	26.006	26.594	29.303
5	9:42:42.526	1:20.414	+0.425	26.064	25.183	29.167
6	9:44:04.154	1:21.628	+1.639	26.045	25.609	29.974
7	9:45:26.410	1:22.256	+2.267	27.186	25.889	29.181
8	9:46:46.547	1:20.137	+0.148	25.896	25.244	28.997
9	9:48:06.536	1:19.989		25.473	25.258	29.258
10	9:49:26.720	1:20.184	+0.195	25.617	25.561	29.006
(45) K.Andero (A)						
1	9:37:18.784	1:47.529	+27.507		33.385	34.456
2	9:38:45.646	1:26.862	+6.840	28.847	27.255	30.760
3	9:40:07.620	1:21.974	+1.952	26.473	25.723	29.778
4	9:41:27.800	1:20.180	+0.158	25.688	25.453	29.039
5	9:42:47.822	1:20.022		25.625	25.230	29.167
p6	9:51:28.296	8:40.474	+7:20.452	27.682	28.203	
(88) E.Behrens/D.Roos (B)						
p1	9:38:18.192	2:32.975	+1:12.183		42.033	
2	9:39:45.968	1:27.776	+6.984		26.107	30.989
3	9:41:07.418	1:21.450	+0.658	26.258	25.511	29.611
4	9:42:28.479	1:21.061	+0.269	25.681	25.675	29.705

Lap	Time of Day	Lap Tm	Diff	S1 Tm	S2 Tm	S3 Tm
5	9:43:49.295	1:20.816	+0.024	25.890	25.417	29.509
6	9:45:10.397	1:21.102	+0.310	25.973	25.682	29.447
7	9:46:31.189	1:20.792		25.682	25.616	29.494
8	9:47:53.146	1:21.957	+1.165	25.646	26.528	29.783
(13) C.P.Bernadotte/N.Girolami (A)						
1	9:37:31.587	1:50.145	+28.761		34.160	37.064
2	9:39:02.939	1:31.352	+9.968	32.550	28.328	30.474
p3	9:42:09.674	3:06.735	+1:45.351	27.186	26.780	
p4	9:43:59.588	1:49.914	+28.530		26.344	
5	9:45:25.593	1:26.005	+4.621		26.115	29.512
6	9:46:47.519	1:21.926	+0.542	26.030	26.255	29.641
7	9:48:08.903	1:21.384		26.151	25.955	29.278
(25) P.Eriksson/ O.Palm (A)						
1	9:37:26.201	1:46.692	+25.108		31.658	35.287
2	9:38:54.453	1:28.252	+6.668	29.396	27.457	31.399
3	9:40:20.723	1:26.270	+4.686	28.178	26.490	31.602
4	9:41:49.919	1:29.196	+7.612	28.970	29.287	30.939
5	9:43:14.684	1:24.765	+3.181	27.612	26.654	30.499
6	9:44:37.440	1:22.756	+1.172	26.545	26.132	30.079
7	9:45:59.810	1:22.370	+0.786	26.462	26.059	29.849
8	9:47:22.445	1:22.635	+1.051	26.399	26.278	29.958
9	9:48:46.968	1:24.523	+2.939	28.459	25.837	30.227
10	9:50:08.552	1:21.584		26.108	25.807	29.669
(29) M.Öhlin/C.Lindholm (B)						
1	9:37:26.063	2:00.568	+38.229		40.824	37.371
2	9:38:55.770	1:29.707	+7.368	30.202	28.246	31.259
3	9:40:21.388	1:25.618	+3.279	27.353	26.927	31.338
4	9:41:47.828	1:26.440	+4.101	28.832	27.083	30.525
5	9:43:10.999	1:23.171	+0.832	26.306	26.862	30.003
6	9:44:33.719	1:22.720	+0.381	26.157	26.735	29.828
7	9:45:56.058	1:22.339		25.826	26.764	29.749
8	9:47:20.463	1:24.405	+2.066	26.054	26.990	31.361
9	9:48:43.409	1:22.946	+0.607	26.225	26.738	29.983
10	9:50:06.034	1:22.625	+0.286	26.273	26.674	29.678
(31) M.Söderholm/H.Söderholm (B)						
1	9:37:29.867	1:57.160	+34.798		36.933	39.575
2	9:39:09.432	1:39.565	+17.203	35.076	30.639	33.850
3	9:40:39.233	1:29.801	+7.439	29.219	27.913	32.669
4	9:42:03.485	1:24.252	+1.890	27.328	26.666	30.258
5	9:43:26.570	1:23.085	+0.723	26.591	26.381	30.113
6	9:44:49.599	1:23.029	+0.667	26.552	26.383	30.094
7	9:46:12.051	1:22.452	+0.900	26.411	26.130	29.911
8	9:47:34.493	1:22.442	+0.080	26.104	26.362	29.976
9	9:48:56.855	1:22.362		25.931	26.394	30.037
(7) K.Mäkinen/O.Krüger (B)						
1	9:37:21.543	1:46.523	+22.984		32.871	34.321
2	9:38:47.878	1:26.335	+2.796	27.831	27.672	30.832
3	9:40:12.057	1:24.179	+0.640	26.415	27.229	30.535
4	9:41:35.596	1:23.539		26.120	26.809	30.610
5	9:43:00.108	1:24.512	+0.973	26.320	27.406	30.786
6	9:44:26.936	1:26.828	+3.289	28.660	27.771	30.397
7	9:45:50.901	1:23.965	+0.426	26.245	27.127	30.593
p8	9:48:19.870	2:28.969	+1:05.430	26.347	27.436	
9	9:49:47.784	1:27.914	+4.375		27.281	30.299
10	9:51:16.535	1:28.751	+5.212	27.522	28.658	32.571
(21) H. Ricknaes/P.G. Andersson (B)						
1	9:37:14.124	1:46.847	+19.414		31.641	33.636
2	9:38:41.557	1:27.433		28.484	27.644	31.305
p3	9:47:10.463	8:28.906	+7:01.473	28.391	31.955	
(50) T.Belfrage/J.Edvardsson (B)						
1	9:37:31.683	1:54.733	+25.232		34.649	38.439
2	9:39:11.435	1:39.752	+10.251	34.332	30.546	34.874
3	9:40:45.822	1:34.387	+4.886	30.736	28.826	34.825
p4	9:44:13.562	3:27.740	+1:58.239	31.428	30.134	
5	9:45:50.395	1:36.833	+7.332		29.234	33.255
6	9:47:21.328	1:30.933	+1.432	29.400	28.593	32.940
7	9:48:50.925					

STCC Mantorp Park

Swedish GT

Mantorp Park 3,106 Km

Warm up

16.09.2017 09:35

Practice (15:00 Time) started at 9:35:03

Lap	Time of Day	Lap Tm	Diff	S1 Tm	S2 Tm	S3 Tm	Lap	Time of Day	Lap Tm	Diff	S1 Tm	S2 Tm	S3 Tm
8	9:50:20.426	1:29.501		28.902	28.155	32.444							



STCC Mantorp Park

Swedish GT

Mantorp Park 3,106 Km

Heat 2

16.09.2017 15:05

Race (28:00 and 1 Laps) started at 15:03:48

Pos	No.	Name	Entrant	Make	Nat./Club	Total Tm	Laps	Diff	Best Tm	Ø km/h
1	99	I. Mattsson/F.Larsson (A)	Mattssons Fasteners	Ferrari 488	SWE-	30:07.836	22		1:17.369	136,072
2	72	M.EK Tidstrand/R.Hansson		Ferrari 488 Challenge	SWE-Tierp Motorpark/C	30:19.428	22	11.592	1:17.577	135,205
3	20	R.Lindland/L.Sundahl (A)	Mtech Competition	Porsche 911 Cup Gen	SWE-	30:23.805	22	15.969	1:18.124	134,880
4	73	R.Jensen (A)		Ferrari 488 Challenge	SWE-Rättvik RK	30:45.882	22	38.046	1:18.956	133,267
5	9	T.Karlsson/O.Nilsson (A)	Mtech Competition	Porsche 991 GT3 Cup	SWE-	30:46.278	22	38.442	1:18.646	133,238
6	25	P.Eriksson/ O.Palm (A)		Porsche Carrera	SWE-KAK/Hyllinge MS	31:10.470	22	1:02.634	1:19.127	131,515
7	45	K.Andero (A)		Porsche 997 Cup	SWE-SSK	31:20.203	22	1:12.367	1:20.806	130,834
8	88	E.Behrens/D.Roos (B)	ALFAB Racing	Mclaren 570S GT4	SWE-PCS-R/SMK Sund:	30:14.459	21	1 Lap	1:21.319	129,412
9	31	M.Söderholm (B)	RMS AB	Porsche 997 GT4 Cup	SWE-	30:21.230	21	1 Lap	1:21.587	128,931
10	29	M.Öhlin/C.Lindholm (B)		Porsche GT4	SWE-Karlskoga MF	30:36.337	21	1 Lap	1:22.268	127,871
11	7	K.Mäkinen/O.Krüger (B)		Maserati MC Gran Turi	SWE-Team 13/Linköpin	30:58.976	21	1 Lap	1:21.996	126,313
12	21	H. Ricknaes (B)	Rental Mobile Service AB	Porsche Cayman GT4	SWE-Falkenberg MK	31:09.151	21	1 Lap	1:23.479	125,626
13	60	F.Århage (B)		Porsche 997 Cup	SWE-Katrineholms MK	31:29.859	21	1 Lap	1:22.292	124,249
14	13	C.P.Bernadotte/N.Girolami	Polestar Cyan Racing	Volvo S60	SWE-KAK/KMF	31:31.326	21	1 Lap	1:20.504	124,153
15	50	T.Belfrage/J.Edvardsson (B)		Ferrari 360	SWE-Gbg Team 13	30:21.799	19	3 Laps	1:26.505	116,616

Not classified (70% = 15 Laps)

DNS	98	J.Brunstedt (A)	JB Motorsport	Audi R8 LMS	SWE-SSK			DNS		-
-----	----	-----------------	---------------	-------------	---------	--	--	-----	--	---

Announcements

Weather: cloudy 14 degrees dry track

These results are provisional until the conclusion of any judicial and technical matters!

No. 60 drive through penalty / speeding in pit lane

Margin of Victory	Ø km/h	Best Lap Tm	km/h	Best Lap by
11.592	136,072	1:17.369	144,523	99 - I. Mattsson/F.Larsson (A)

Official Timing mwraceconsulting.com

Orbits

Timekeeping M. Wagner:



Clerk of the course Mikael Andersson:

Steward Mikael Karlstedt:

Secretary of the meeting Yvonne Bjärud:

L



STCC Mantorp Park

Swedish GT

Mantorp Park 3,106 Km

Heat 2

16.09.2017 15:05

Race (28:00 and 1 Laps) started at 15:03:48

Pos	No.	Name	Entrant	Make	Nat./Club	Total Tm	Laps	Diff	Best Tm	Ø km/h
GTA										
1	99	I. Mattsson/F.Larsson (A)	Mattssons Fasteners	Ferrari 488	SWE-	30:07.836	22		1:17.369	136,072
2	72	M.EK Tidstrand/R.Hansson		Ferrari 488 Challenge	SWE-Tierp Motorpark/C	30:19.428	22	11.592	1:17.577	135,205
3	20	R.Lindland/L.Sundahl (A)	Mtech Competition	Porsche 911 Cup Gen	SWE-	30:23.805	22	15.969	1:18.124	134,880
4	73	R.Jensen (A)		Ferrari 488 Challenge	SWE-Rättvik RK	30:45.882	22	38.046	1:18.956	133,267
5	9	T.Karlsson/O.Nilsson (A)	Mtech Competition	Porsche 991 GT3 Cup	SWE-	30:46.278	22	38.442	1:18.646	133,238
6	25	P.Eriksson/ O.Palm (A)		Porsche Carrera	SWE-KAK/Hyllinge MS	31:10.470	22	1:02.634	1:19.127	131,515
7	45	K.Andero (A)		Porsche 997 Cup	SWE-SSK	31:20.203	22	1:12.367	1:20.806	130,834
8	13	C.P.Bernadotte/N.Girolami	Polestar Cyan Racing	Volvo S60	SWE-KAK/KMF	31:31.326	21	1 Lap	1:20.504	124,153
Not classified (70% = 15 Laps)										
DNS	98	J.Brunstedt (A)	JB Motorsport	Audi R8 LMS	SWE-SSK			DNS		-
GTB										
1	88	E.Behrens/D.Roos (B)	ALFAB Racing	Mclaren 570S GT4	SWE-PCS-R/SMK Sund:	30:14.459	21		1:21.319	129,412
2	31	M.Söderholm (B)	RMS AB	Porsche 997 GT4 Cup	SWE-	30:21.230	21	6.771	1:21.587	128,931
3	29	M.Öhlin/C.Lindholm (B)		Porsche GT4	SWE-Karlskoga MF	30:36.337	21	21.878	1:22.268	127,871
4	7	K.Mäkinen/O.Krüger (B)		Maserati MC Gran Turi	SWE-Team 13/Linköpin	30:58.976	21	44.517	1:21.996	126,313
5	21	H. Ricknaes (B)	Rental Mobile Service AB	Porsche Cayman GT4	SWE-Falkenberg MK	31:09.151	21	54.692	1:23.479	125,626
6	60	F.Århage (B)		Porsche 997 Cup	SWE-Katrineholms MK	31:29.859	21	1:15.400	1:22.292	124,249
7	50	T.Belfrage/J.Edvardsson (B)		Ferrari 360	SWE-Gbg Team 13	30:21.799	19	2 Laps	1:26.505	116,616

Announcements

Weather: cloudy 14 degrees dry track

These results are provisional until the conclusion of any judicial and technical matters!

No. 60 drive through penalty / speeding in pit lane

Margin of Victory	Ø km/h	Best Lap Tm	km/h	Best Lap by
11.592	136,072	1:17.369	144,523	99 - I. Mattsson/F.Larsson (A)

Official Timing mwraceconsulting.com

Orbits

Timekeeping M. Wagner:



Clerk of the course Mikael Andersson:

Steward Mikael Karlstedt:

Secretary of the meeting Yvonne Bjärud:

L



STCC Mantorp Park

Swedish GT

Mantorp Park 3,106 Km

Heat 2

16.09.2017 15:05

Race (28:00 and 1 Laps) started at 15:03:48

Lap	Time of Day	Lap Tm	Diff	S1 Tm	S2 Tm	S3 Tm	Lap	Time of Day	Lap Tm	Diff	S1 Tm	S2 Tm	S3 Tm
(99) I. Mattsson/F.Larsson (A)													
1	15:05:10.033	1:20.755	+3.386	26.910	24.885	28.960	1	15:05:13.902	1:23.985	+5.029	28.729	25.568	29.688
2	15:06:28.251	1:18.218	+0.849	25.209	24.760	28.249	2	15:06:35.130	1:21.228	+2.272	26.179	25.771	29.278
3	15:07:46.676	1:18.425	+1.056	25.203	24.850	28.372	3	15:07:55.498	1:20.368	+1.412	25.907	25.506	28.955
4	15:09:05.517	1:18.841	+1.472	25.457	24.785	28.599	4	15:09:14.454	1:18.956		25.510	24.768	28.678
5	15:10:24.139	1:18.622	+1.253	25.096	25.001	28.525	5	15:10:33.868	1:19.414	+0.458	25.591	25.008	28.815
6	15:11:42.710	1:18.571	+1.202	25.206	24.715	28.650	6	15:11:53.190	1:19.322	+0.366	25.626	25.213	28.483
7	15:13:00.685	1:17.975	+0.606	24.941	24.602	28.432	7	15:13:12.834	1:19.644	+0.688	25.746	24.932	28.966
8	15:14:19.189	1:18.504	+1.135	25.147	24.697	28.660	8	15:14:33.010	1:20.176	+1.220	25.910	25.308	28.958
9	15:15:37.960	1:18.771	+1.402	25.323	24.855	28.593	9	15:15:52.048	1:19.038	+0.082	25.443	24.988	28.607
10	15:16:57.098	1:19.138	+1.769	25.225	25.418	28.495	p10	15:18:29.527	2:37.479	+1:18.523	25.166	25.060	
p11	15:19:35.210	2:38.112	+1:20.743	25.553	24.893		11	15:19:51.805	1:22.278	+3.322		25.186	28.645
12	15:20:56.779	1:21.569	+4.200		24.732	28.264	12	15:21:12.215	1:20.410	+1.454	25.721	25.046	29.643
13	15:22:14.148	1:17.369		24.855	24.548	27.966	13	15:22:32.276	1:20.061	+1.105	26.224	25.018	28.819
14	15:23:31.545	1:17.397	+0.028	24.875	24.493	28.029	14	15:23:52.024	1:19.748	+0.792	25.665	25.030	29.053
15	15:24:49.874	1:18.329	+0.960	25.737	28.113		15	15:25:12.502	1:20.478	+1.522	25.856	24.979	29.643
16	15:26:07.572	1:17.698	+0.329	24.923	24.611	28.164	16	15:26:32.639	1:20.137	+1.181	25.823	25.021	29.293
17	15:27:25.271	1:17.699	+0.330	25.064	24.547	28.088	17	15:27:52.449	1:19.810	+0.854	25.769	25.187	28.958
18	15:28:43.179	1:17.908	+0.539	25.494	24.467	27.947	18	15:29:13.241	1:20.792	+1.836	25.931	25.385	29.476
19	15:30:00.938	1:17.759	+0.390	24.929	24.556	28.274	19	15:30:33.573	1:20.332	+1.376	25.918	25.148	29.266
20	15:31:19.194	1:18.256	+0.887	25.118	24.606	28.532	20	15:31:53.785	1:20.212	+1.256	25.896	25.354	28.962
21	15:32:37.505	1:18.311	+0.942	25.321	24.632	28.358	21	15:33:13.989	1:20.204	+1.248	25.544	25.419	29.241
22	15:33:56.781	1:19.276	+1.907	25.155	24.810	29.311	22	15:34:34.827	1:20.838	+1.882	26.293	25.527	29.018
(99) T.Karlsson/O.Nilsson (A)													
1	15:05:13.533	1:23.866	+5.220	27.750	26.367	29.749	1	15:05:13.533	1:23.866	+5.220	27.750	26.367	29.749
2	15:06:33.979	1:20.446	+1.800	26.039	25.497	28.910	2	15:06:33.979	1:20.446	+1.800	26.039	25.497	28.910
3	15:07:53.622	1:19.643	+0.997	25.415	25.303	28.925	3	15:07:53.622	1:19.643	+0.997	25.415	25.303	28.925
4	15:09:13.963	1:20.341	+1.695	25.693	25.576	29.072	4	15:09:13.963	1:20.341	+1.695	25.693	25.576	29.072
5	15:10:34.696	1:20.733	+2.087	25.676	25.784	29.273	5	15:10:34.696	1:20.733	+2.087	25.676	25.784	29.273
6	15:11:54.549	1:19.853	+1.207	25.525	25.315	29.013	6	15:11:54.549	1:19.853	+1.207	25.525	25.315	29.013
7	15:13:14.404	1:19.855	+1.209	25.518	25.299	29.038	7	15:13:14.404	1:19.855	+1.209	25.518	25.299	29.038
8	15:14:34.245	1:19.841	+1.195	25.418	25.280	29.143	8	15:14:34.245	1:19.841	+1.195	25.418	25.280	29.143
9	15:15:54.385	1:20.140	+1.494	25.572	25.500	29.068	9	15:15:54.385	1:20.140	+1.494	25.572	25.500	29.068
p10	15:18:31.686	2:37.301	+1:18.655	25.565	25.681		p10	15:18:31.686	2:37.301	+1:18.655	25.565	25.681	
11	15:19:54.811	1:23.125	+4.479		25.176	28.830	11	15:19:54.811	1:23.125	+4.479		25.176	28.830
12	15:21:13.457	1:18.646		25.011	25.030	28.605	12	15:21:13.457	1:18.646		25.011	25.030	28.605
13	15:22:32.784	1:19.327	+0.681	25.477	25.117	28.733	13	15:22:32.784	1:19.327	+0.681	25.477	25.117	28.733
14	15:23:52.421	1:19.637	+0.991	25.689	25.110	28.838	14	15:23:52.421	1:19.637	+0.991	25.689	25.110	28.838
15	15:25:12.853	1:20.432	+1.786	26.034	25.107	29.291	15	15:25:12.853	1:20.432	+1.786	26.034	25.107	29.291
16	15:26:33.052	1:20.199	+1.553	25.871	25.317	29.011	16	15:26:33.052	1:20.199	+1.553	25.871	25.317	29.011
17	15:27:53.000	1:19.948	+1.302	25.930	25.152	28.866	17	15:27:53.000	1:19.948	+1.302	25.930	25.152	28.866
18	15:29:13.565	1:20.565	+1.919	25.849	25.347	29.369	18	15:29:13.565	1:20.565	+1.919	25.849	25.347	29.369
19	15:30:34.147	1:20.582	+1.936	25.969	25.159	29.454	19	15:30:34.147	1:20.582	+1.936	25.969	25.159	29.454
20	15:31:54.437	1:20.290	+1.644	25.718	25.619	28.953	20	15:31:54.437	1:20.290	+1.644	25.718	25.619	28.953
21	15:33:14.458	1:20.021	+1.375	25.402	25.416	29.203	21	15:33:14.458	1:20.021	+1.375	25.402	25.416	29.203
22	15:34:35.223	1:20.765	+2.119	26.280	25.448	29.037	22	15:34:35.223	1:20.765	+2.119	26.280	25.448	29.037
(25) P.Eriksson/ O.Palm (A)													
1	15:05:19.507	1:29.334	+10.207	31.100	27.006	31.228	1	15:05:19.507	1:29.334	+10.207	31.100	27.006	31.228
2	15:06:43.519	1:24.012	+4.885	27.349	26.328	30.335	2	15:06:43.519	1:24.012	+4.885	27.349	26.328	30.335
3	15:08:07.122	1:23.603	+4.476	26.718	26.139	30.746	3	15:08:07.122	1:23.603	+4.476	26.718	26.139	30.746
4	15:09:30.100	1:22.978	+3.851	26.843	26.197	29.938	4	15:09:30.100	1:22.978	+3.851	26.843	26.197	29.938
5	15:10:51.970	1:21.870	+2.743	26.088	26.204	29.578	5	15:10:51.970	1:21.870	+2.743	26.088	26.204	29.578
6	15:12:13.806	1:21.836	+2.709	25.979	26.289	29.568	6	15:12:13.806	1:21.836	+2.709	25.979	26.289	29.568
7	15:13:35.495	1:21.689	+2.562	26.102	26.038	29.549	7	15:13:35.495	1:21.689	+2.562	26.102	26.038	29.549
8	15:14:56.683	1:21.188	+2.061	25.961	25.959	29.268	8	15:14:56.683	1:21.188	+2.061	25.961	25.959	29.268
9	15:16:18.310	1:21.627	+2.500	25.653	26.441	29.533	9	15:16:18.310	1:21.627	+2.500	25.653	26.441	29.533
10	15:17:39.734	1:21.424	+2.297	25.852	26.112	29.460	10	15:17:39.734	1:21.424	+2.297	25.852	26.112	29.460
p11	15:20:17.260	2:37.526	+1:18.399	26.132	25.775		p11	15:20:17.260	2:37.526	+1:18.399	26.132	25.775	
12	15:21:40.591	1:23.331	+4.204	25.210	25.100	28.839	12	15:21:40.591	1:23.331	+4.204	25.210	25.100	28.839
13	15:23:00.754	1:20.163	+1.036	26.097	25.230	28.836	13	15:23:00.754	1:20.163	+1.036	26.097	25.230	28.836
14	15:24:20.470	1:19.716	+0.589	25.527	25.315	28.874	14	15:24:20.470	1:19.716	+0.589	25.527	25.315	28.874
15	15:25:40.038	1:19.568	+0.441	25.438	25.387	28.743	15	15:25:40.038	1:19.568	+0.441	25.438	25.387	28.743
16	15:26:59.165	1:19.127		25.339	25.067	28.721	16	15:26:59.165	1:19.127		25.339	25.067	28.721
17	15:28:19.126	1:19.961	+0.834	25.488	25.250	29.223	17	15:28:19.126	1:19.961	+0.834	25.488	25.250	29.223
18	15:29:39.574	1:20.448	+1.321	26.400	25.307	28.741	18	15:29:39.574	1:20.448	+1.321	26.400	25.307	28.741
19	15:30:59.029	1:19.455	+0.328	25.544	25.055	28.856	19	15:30:59.029	1:19.455	+0.328	25.544	25.055	28.856
20	15:32:18.989	1:19.960	+0.833	25.666	25.293	29.001	20	15:32:18.989	1:19.960	+0.833	25.666	25.293	29.001
21	15:33:39.348	1:20.359	+1.232	26.198	25.160	29.001	21	15:33:39.348	1:20.359	+1.232	26.198	25.160	29.001
22	15:34:59.415	1:20.067	+0.940	25.698	25.227	29.142	22	15:34:59.415	1:20.067	+0.940	25.698	25.227	29.142
(45) K.Andero (A)													
1	15:05:15.390	1:25.491	+4.685	29.475	25.928	30.088	1	15:05:15.390	1:25.491	+4.685	29.475	25.928	30.088
2	15:06:36.992	1:21.602	+0.796	26.377	25.641	29.584	2	15:06:36.992	1:21.602	+0.796	26.377	25.641	29.584
(73) R.Jensen (A)													



STCC Mantorp Park

Swedish GT

Mantorp Park 3,106 Km



Heat 2

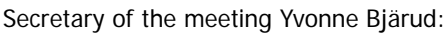

16.09.2017 15:05

Race (28:00 and 1 Laps) started at 15:03:48

Lap	Time of Day	Lap Tm	Diff	S1 Tm	S2 Tm	S3 Tm	Lap	Time of Day	Lap Tm	Diff	S1 Tm	S2 Tm	S3 Tm
3	15:07:58.125	1:21.133	+0.327	26.207	25.652	29.274	7	15:13:32.034	1:22.268		26.022	26.558	29.688
4	15:09:19.628	1:21.503	+0.697	26.313	25.685	29.505	8	15:14:54.451	1:22.417	+0.149	25.867	26.644	29.906
5	15:10:41.149	1:21.521	+0.715	26.086	25.839	29.596	9	15:16:16.931	1:22.480	+0.212	25.993	26.684	29.803
6	15:12:02.646	1:21.497	+0.691	26.093	25.685	29.719	10	15:17:39.294	1:22.363	+0.095	26.032	26.496	29.835
7	15:13:23.872	1:21.226	+0.420	25.902	25.804	29.520	p11	15:20:28.139	2:48.845	+1:26.577	26.091	26.817	
8	15:14:44.919	1:21.047	+0.241	26.020	25.663	29.364	12	15:21:56.164	1:28.025	+5.757		27.009	30.262
9	15:16:05.979	1:21.060	+0.254	26.093	25.727	29.240	13	15:23:19.080	1:22.916	+0.648	26.268	26.701	29.947
10	15:17:27.134	1:21.155	+0.349	26.066	25.655	29.434	14	15:24:41.758	1:22.678	+0.410	26.139	26.526	30.013
p11	15:20:07.135	2:40.001	+1:19.195	26.031	25.476		15	15:26:05.802	1:24.044	+1.776	26.353	26.967	30.724
12	15:21:31.908	1:24.773	+3.967		25.688	29.300	16	15:27:28.605	1:22.803	+0.535	26.201	26.840	29.762
13	15:22:53.016	1:21.108	+0.302	26.365	25.529	29.214	17	15:28:51.468	1:22.863	+0.595	26.148	26.875	29.840
14	15:24:13.822	1:20.806		25.803	25.790	29.213	18	15:30:16.467	1:24.999	+2.731	27.372	26.780	30.847
15	15:25:35.041	1:21.219	+0.413	26.083	25.660	29.476	19	15:31:39.264	1:22.797	+0.529	26.197	26.613	29.987
16	15:26:56.515	1:21.474	+0.668	26.076	25.612	29.786	20	15:33:02.054	1:22.790	+0.522	26.255	26.515	30.020
17	15:28:18.421	1:21.906	+1.100	26.165	25.863	29.878	21	15:34:25.282	1:23.228	+0.960	26.420	26.834	29.974
18	15:29:40.874	1:22.453	+1.647	26.723	26.095	29.635							
19	15:31:02.719	1:21.845	+1.039	26.191	25.759	29.895							
20	15:32:24.400	1:21.681	+0.875	26.385	25.557	29.739							
21	15:33:46.222	1:21.822	+1.016	26.134	25.771	29.917							
22	15:35:09.148	1:22.926	+2.120	26.665	25.827	30.434							
(7) K.Mäkinen/O.Krüger (B)													
1	15:05:21.112	1:30.355	+8.359	31.916	27.255	31.184							
2	15:06:45.891	1:24.779	+2.783	27.042	27.058	30.679							
3	15:08:10.032	1:24.141	+2.145	26.672	26.996	30.473							
4	15:09:34.332	1:24.300	+2.304	26.464	26.853	30.983							
5	15:10:58.613	1:24.281	+2.285	26.607	26.988	30.686							
6	15:12:22.361	1:23.748	+1.752	26.097	27.053	30.598							
7	15:13:46.309	1:23.948	+1.952	26.424	27.012	30.512							
8	15:15:10.925	1:24.616	+2.620	26.345	27.435	30.836							
9	15:16:35.215	1:24.290	+2.294	26.122	27.545	30.623							
p10	15:19:36.689	3:01.474	+1:39.478	27.379	27.719								
11	15:21:04.164	1:27.475	+5.479		26.667	30.371							
12	15:22:26.551	1:22.387	+0.391	26.043	26.447	29.897							
13	15:23:48.547	1:21.996		25.846	26.425	29.725							
14	15:25:10.987	1:22.440	+0.444	26.274	26.350	29.816							
15	15:26:34.292	1:23.305	+1.309	25.753	26.882	30.670							
16	15:27:56.464	1:22.172	+0.176	25.808	26.567	29.797							
17	15:29:18.492	1:22.028	+0.032	25.865	26.359	29.804							
18	15:30:40.600	1:22.108	+0.112	25.755	26.563	29.790							
19	15:32:03.193	1:22.593	+0.597	25.987	26.439	30.167							
20	15:33:25.466	1:22.273	+0.277	25.874	26.498	29.901							
21	15:34:47.921	1:22.455	+0.459	25.942	26.456	30.057							
(21) H. Ricknaes/P.G. Andersson (B)													
1	15:05:18.571	1:27.758	+4.279	29.979	27.156	30.623							
2	15:06:42.782	1:24.211	+0.732	26.768	27.068	30.375							
3	15:08:07.110	1:24.328	+0.849	26.418	26.830	31.080							
4	15:09:33.122	1:26.012	+2.533	27.822	27.186	31.004							
5	15:10:57.928	1:24.806	+1.327	27.437	26.920	30.449							
6	15:12:21.538	1:23.610	+0.131	26.422	26.964	30.224							
7	15:13:45.017	1:23.479		26.407	26.786	30.286							
8	15:15:09.004	1:23.987	+0.508	26.453	27.109	30.425							
9	15:16:33.545	1:24.541	+1.062	26.578	27.347	30.616							
p10	15:19:14.954	2:41.409	+1:17.930	26.511	27.120								
11	15:20:42.051	1:27.097	+3.618		26.788	30.806							
12	15:22:06.068	1:24.017	+0.538	26.493	27.095	30.429							
13	15:23:29.952	1:23.884	+0.405	26.703	26.893	30.288							
14	15:24:54.451	1:24.499	+1.020	26.943	27.345	30.211							
15	15:26:18.560	1:24.109	+0.630	26.441	27.341	30.327							
16	15:27:42.486	1:23.926	+0.447	26.816	26.755	30.355							
17	15:29:07.619	1:25.133	+1.654	26.744	27.248	31.141							
18	15:30:31.501	1:23.882	+0.403	26.457	26.885	30.540							
19	15:31:56.360	1:24.859	+1.380	26.940	27.383	30.536							
20	15:33:20.644	1:24.284	+0.805	26.934	26.940	30.410							
21	15:34:58.096	1:37.452	+13.973	26.612	26.908	43.932							
(60) F.Ärthage (B)													
1	15:05:20.050	1:29.502	+7.210	31.087	27.181	31.234							
2	15:06:44.692	1:24.642	+2.350	27.608	26.492	30.542							
3	15:08:08.605	1:23.913	+1.621	26.769	26.577	30.567							
4	15:09:33.246	1:24.641	+2.349	27.154	26.688	30.799							
5	15:10:56.155	1:22.909	+0.617	26.547	26.477	29.885							
6	15:12:18.851	1:22.696	+0.404	26.167	26.584	29.945							
7	15:13:41.257	1:22.406	+0.114	26.073	26.402	29.931							
8	15:15:03.549	1:22.292		26.157	26.399	29.736							
9	15:16:25.928	1:22.379	+0.087	26.129	26.454	29.796							
p10	15:19:05.753	2:39.825	+1:17.533	26.220	26.597								
11	15:21:00.534	1:54.781	+32.489		26.501	57.045							

(29) M.Öhlin/C.Lindholm (B)													
1	15:05:16.961	1:26.573	+4.305	29.847	26.553	30.173							
2	15:06:39.535	1:22.574	+0.306	26.280	26.517	29.777							
3	15:08:01.980	1:22.445	+0.177	26.058	26.611	29.776							
4	15:09:24.753	1:22.773	+0.505	26.128	26.700	29.945							
5	15:10:47.185	1:22.432	+0.164	26.089	26.592	29.751							
6	15:12:09.766	1:22.581	+0.313	26.051	26.689	29.841							

Timekeeping M. Wagner:  Clerk of the course Mikael Andersson: 

Steward Mikael Karlstedt:  Secretary of the meeting Yvonne Bjärud: 

STCC Mantorp Park

Swedish GT

Mantorp Park 3,106 Km

Heat 2

16.09.2017 15:05

Race (28:00 and 1 Laps) started at 15:03:48

Lap	Time of Day	Lap Tm	Diff	S1 Tm	S2 Tm	S3 Tm	Lap	Time of Day	Lap Tm	Diff	S1 Tm	S2 Tm	S3 Tm
12	15:22:24.505	1:23.971	+1.679	26.640	27.157	30.174							
13	15:23:47.791	1:23.286	+0.994	26.679	26.718	29.889							
p14	15:25:27.016	1:39.225	+16.933	26.610	27.222								
15	15:26:55.237	1:28.221	+5.929		26.771	30.229							
16	15:28:19.657	1:24.420	+2.128	26.631	26.969	30.820							
17	15:29:42.995	1:23.338	+1.046	26.681	26.639	30.018							
18	15:31:05.837	1:22.842	+0.550	26.406	26.504	29.932							
19	15:32:28.879	1:23.042	+0.750	26.579	26.416	30.047							
20	15:33:51.616	1:22.737	+0.445	26.205	26.520	30.012							
21	15:35:18.804	1:27.188	+4.896	26.735	28.119	32.334							

(13) C.P.Bernadotte/N.Girolami (A)

1	15:05:13.053	1:23.605	+3.101	27.519	26.549	29.537							
2	15:06:34.853	1:21.800	+1.296	26.168	26.146	29.486							
3	15:07:57.051	1:22.198	+1.694	26.876	26.110	29.212							
4	15:09:18.441	1:21.390	+0.886	26.554	25.869	28.967							
5	15:10:40.025	1:21.584	+1.080	25.599	25.895	30.090							
6	15:12:01.147	1:21.122	+0.618	25.977	25.934	29.211							
7	15:13:21.784	1:20.637	+0.133	25.721	25.912	29.004							
8	15:14:42.288	1:20.504		25.693	25.517	29.294							
9	15:16:03.243	1:20.955	+0.451	25.636	26.050	29.269							
p10	15:18:44.769	2:41.526	+1:21.022	25.683	26.061								
11	15:20:13.624	1:28.855	+8.351		26.598	30.592							
12	15:21:38.524	1:24.900	+4.396	26.987	27.055	30.858							
13	15:23:06.340	1:27.816	+7.312	27.368	28.249	32.199							
14	15:24:37.121	1:30.781	+10.277	28.867	29.536	32.378							
15	15:26:06.781	1:29.660	+9.156	28.623	28.600	32.437							
16	15:27:37.409	1:30.628	+10.124	29.194	28.599	32.835							
17	15:29:08.652	1:31.243	+10.739	28.852	29.523	32.868							
18	15:30:39.984	1:31.332	+10.828	28.941	28.907	33.484							
19	15:32:11.972	1:31.988	+11.484	29.962	29.033	32.993							
20	15:33:45.171	1:33.199	+12.695	30.253	30.017	32.929							
21	15:35:20.271	1:35.100	+14.596	30.073	30.611	34.416							

(50) T.Belfrage/J.Edvardsson (B)

1	15:05:22.290	1:30.624	+4.119	31.576	27.715	31.333							
2	15:06:49.230	1:26.940	+0.435	27.737	27.686	31.517							
3	15:08:16.706	1:27.476	+0.971	28.338	27.630	31.508							
4	15:09:44.791	1:28.085	+1.580	28.022	28.261	31.802							
5	15:11:12.472	1:27.681	+1.176	27.839	27.834	32.008							
6	15:12:39.648	1:27.176	+0.671	28.027	27.788	31.361							
7	15:14:06.153	1:26.505		27.692	27.604	31.209							
8	15:15:33.304	1:27.151	+0.646	27.844	28.066	31.241							
9	15:17:02.695	1:29.391	+2.886	27.907	28.365	33.119							
p10	15:19:56.575	2:53.880	+1:27.375	30.056	27.997								
11	15:21:29.362	1:32.787	+6.282		28.736	32.081							
12	15:22:57.609	1:28.247	+1.742	28.350	28.083	31.814							
13	15:24:26.108	1:28.499	+1.994	28.215	27.964	32.320							
14	15:25:55.459	1:29.351	+2.846	29.310	28.163	31.878							
15	15:27:23.323	1:27.864	+1.359	28.494	28.014	31.356							
16	15:28:50.890	1:27.567	+1.062	28.632	27.599	31.336							
17	15:30:24.759	1:33.869	+7.364	29.827	29.036	35.006							
18	15:32:05.424	1:40.665	+14.160	31.883	31.649	37.133							
19	15:34:10.744	2:05.320	+38.815	40.711	42.037	42.572							

