

## STCC Mantorp Park

Clio Cup

Mantorp Park 3,106 Km

Test 1

14.09.2017 11:30

Practice (30:00 Time) started at 11:30:01

Pos	No.	Name	Entrant	Make	Nat./Club	Laps	Best Tm	Diff	In Lap	2nd Best
1	15	<b>Julle Ljungdahl</b>	Ljungdahls Entreprenad AB	Renault Clio	SWE-Karlsoga MF	13	1:35.900		11	1:35.969
2	16	<b>Anthon Caldana</b>	STC Racing	Renault Clio	SWE-Lidköping KK	16	1:36.570	0.670	11	1:36.730

### Announcements

Weather: rain 12 degrees wet track



## STCC Mantorp Park

Clio Cup

Mantorp Park 3,106 Km

Test 1

14.09.2017 11:30

Practice (30:00 Time) started at 11:30:01

Lap	Time of Day	Lap Tm	Diff	S1 Tm	S2 Tm	S3 Tm	Lap	Time of Day	Lap Tm	Diff	S1 Tm	S2 Tm	S3 Tm
<b>(15) Julle Ljungdahl</b>													
1	11:32:01.791	<b>1:43.795</b>	+7.895	36.841	31.676	35.278							
2	11:33:38.055	<b>1:36.264</b>	+0.364	30.822	30.933	34.509							
3	11:35:14.541	<b>1:36.486</b>	+0.586	30.834	31.062	34.590							
4	11:36:50.510	<b>1:35.969</b>	+0.069	30.655	30.922	34.392							
5	11:38:27.225	<b>1:36.715</b>	+0.815	31.440	30.913	<b>34.362</b>							
6	11:40:03.547	<b>1:36.322</b>	+0.422	30.821	31.119	34.382							
7	11:41:40.333	<b>1:36.786</b>	+0.886	31.343	30.793	34.650							
8	11:43:16.788	<b>1:36.455</b>	+0.555	31.065	30.898	34.492							
p9	11:46:35.936	<b>3:19.148</b>	+1:43.248	<b>30.585</b>	31.113								
10	11:48:15.879	<b>1:39.943</b>	+4.043		30.817	34.456							
11	11:49:51.779	<b>1:35.900</b>		30.903	<b>30.511</b>	34.486							
12	11:51:28.332	<b>1:36.553</b>	+0.653	30.646	30.912	34.995							
13	11:53:13.721	<b>1:45.389</b>	+9.489	37.316	30.662	37.411							
<b>(16) Anthon Caldana</b>													
1	11:31:55.792	<b>1:47.957</b>	+11.387	39.557	32.507	35.893							
2	11:33:34.093	<b>1:38.301</b>	+1.731	31.516	31.433	35.352							
3	11:35:11.986	<b>1:37.893</b>	+1.323	31.065	31.449	35.379							
4	11:36:48.907	<b>1:36.921</b>	+0.351	31.053	31.029	34.839							
5	11:38:41.764	<b>1:52.857</b>	+16.287	46.696	31.205	34.956							
p6	11:41:33.746	<b>2:51.982</b>	+1:15.412	30.923	31.316								
7	11:43:19.913	<b>1:46.167</b>	+9.597		31.086	34.920							
8	11:44:56.643	<b>1:36.730</b>	+0.160	<b>30.838</b>	31.108	34.784							
9	11:46:33.812	<b>1:37.169</b>	+0.599	30.879	31.174	35.116							
10	11:48:10.760	<b>1:36.948</b>	+0.378	31.245	31.059	34.644							
11	11:49:47.330	<b>1:36.570</b>		30.933	31.034	34.603							
12	11:51:24.291	<b>1:36.961</b>	+0.391	31.187	<b>31.024</b>	34.750							
p13	11:55:30.592	<b>4:06.301</b>	+2:29.731	36.901	31.053								
14	11:57:18.900	<b>1:48.308</b>	+11.738		37.026	35.739							
15	11:59:00.443	<b>1:41.543</b>	+4.973	30.879	36.074	<b>34.590</b>							
16	12:00:44.492	<b>1:44.049</b>	+7.479	31.127	38.086	34.836							



## STCC Mantorp Park

Clio Cup

Mantorp Park 3,106 Km

Test 2

14.09.2017 13:45

Practice (30:00 Time) started at 13:45:13

Pos	No.	Name	Entrant	Make	Nat./Club	Laps	Best Tm	Diff	In Lap	2nd Best
1	16	<b>Anthon Caldana</b>	STC Racing	Renault Clio	SWE-Lidköping KK	17	1:37.054		2	1:37.543
Not classified										
DNS	15	<b>Julle Ljungdahl</b>	Ljungdahls Entreprenad AB	Renault Clio	SWE-Karlsoga MF				0	

### Announcements

Weather: rain 12 degrees wet track



## STCC Mantorp Park

Clio Cup

Mantorp Park 3,106 Km

Test 2

14.09.2017 13:45

Practice (30:00 Time) started at 13:45:13

Lap	Time of Day	Lap Tm	Diff	S1 Tm	S2 Tm	S3 Tm	Lap	Time of Day	Lap Tm	Diff	S1 Tm	S2 Tm	S3 Tm
(16) Anthon Caldana													
1	13:47:26.407	<b>1:52.706</b>	+15.652		35.050	35.257							
2	13:49:03.461	<b>1:37.054</b>		<b>31.150</b>	<b>31.024</b>	34.880							
3	13:50:41.150	<b>1:37.689</b>	+0.635	31.463	31.368	<b>34.858</b>							
4	13:52:18.693	<b>1:37.543</b>	+0.489	31.323	31.067	35.153							
5	13:53:58.698	<b>1:40.005</b>	+2.951	32.431	31.530	36.044							
6	13:55:36.661	<b>1:37.963</b>	+0.909	31.614	31.183	35.166							
p7	13:58:44.056	<b>3:07.395</b>	+1:30.341	31.338	32.272								
8	14:00:27.807	<b>1:43.751</b>	+6.697		31.333	35.684							
9	14:02:08.868	<b>1:41.061</b>	+4.007	31.213	32.644	37.204							
10	14:03:46.434	<b>1:37.566</b>	+0.512	31.383	31.310	34.873							
11	14:05:24.519	<b>1:38.085</b>	+1.031	31.568	31.368	35.149							
12	14:07:07.182	<b>1:42.663</b>	+5.609	35.975	31.667	35.021							
13	14:08:45.372	<b>1:38.190</b>	+1.136	31.556	31.587	35.047							
14	14:10:23.056	<b>1:37.684</b>	+0.630	31.763	31.053	34.868							
15	14:12:00.905	<b>1:37.849</b>	+0.795	31.635	31.221	34.993							
16	14:13:38.584	<b>1:37.679</b>	+0.625	31.727	31.066	34.886							
17	14:15:16.348	<b>1:37.764</b>	+0.710	31.547	31.150	35.067							



## STCC Mantorp Park

Clio Cup

Mantorp Park 3,106 Km

Qualifying

15.09.2017 10:10

Qualifying (15:00 Time) started at 10:10:03

Pos	No.	Name	Entrant	Make	Nat./Club	Laps	Best Tm	Diff	In Lap	2nd Best
1	11	<b>Joel Jern</b>	STC Racing	Renault Clio	SWE-Lidköping KK	10	1:27.759		9	1:28.115
2	15	<b>Julle Ljungdahl</b>	Ljungdahls Entreprenad AB	Renault Clio	SWE-Karlsoga MF	10	1:28.272	0.513	10	1:28.767
3	16	<b>Anthon Caldana</b>	STC Racing	Renault Clio	SWE-Lidköping KK	10	1:28.533	0.774	10	1:28.592

### Announcements

Weather: cloudy 12 degrees dry track

These results are provisional until the conclusion of any judicial and technical matters!



## STCC Mantorp Park

Clio Cup

Mantorp Park 3,106 Km

Qualifying

15.09.2017 10:10

Qualifying (15:00 Time) started at 10:10:03

Lap	Time of Day	Lap Tm	Diff	S1 Tm	S2 Tm	S3 Tm	Lap	Time of Day	Lap Tm	Diff	S1 Tm	S2 Tm	S3 Tm
<b>(11) Joel Jern</b>													
1	10:12:13.556	<b>1:59.215</b>	+31.456		35.716	39.479							
2	10:13:46.389	<b>1:32.833</b>	+5.074	30.365	29.525	32.943							
3	10:15:27.371	<b>1:40.982</b>	+13.223	29.773	37.294	33.915							
4	10:16:56.968	<b>1:29.597</b>	+1.838	28.399	28.969	32.229							
5	10:18:25.699	<b>1:28.731</b>	+0.972	27.774	29.001	31.956							
6	10:19:54.151	<b>1:28.452</b>	+0.693	27.603	28.821	32.028							
7	10:21:29.980	<b>1:35.829</b>	+8.070	27.505	<b>28.705</b>	39.619							
8	10:22:58.095	<b>1:28.115</b>	+0.356	27.462	29.090	31.563							
9	10:24:25.854	<b>1:27.759</b>		<b>27.379</b>	28.978	<b>31.402</b>							
10	10:25:54.149	<b>1:28.295</b>	+0.536	27.492	28.872	31.931							
<b>(15) Julle Ljungdahl</b>													
1	10:12:18.229	<b>1:59.160</b>	+30.888		38.290	34.536							
2	10:13:51.346	<b>1:33.117</b>	+4.845	29.953	30.281	32.883							
3	10:15:21.995	<b>1:30.649</b>	+2.377	28.393	30.032	32.224							
4	10:16:52.129	<b>1:30.134</b>	+1.862	27.977	29.480	32.677							
5	10:18:21.858	<b>1:29.729</b>	+1.457	27.905	29.715	32.109							
6	10:19:52.202	<b>1:30.344</b>	+2.072	27.570	29.437	33.337							
7	10:21:22.162	<b>1:29.960</b>	+1.688	28.075	29.424	32.461							
8	10:22:50.929	<b>1:28.767</b>	+0.495	27.630	29.179	31.958							
9	10:24:29.163	<b>1:38.234</b>	+9.962	27.577	29.373	41.284							
10	10:25:57.435	<b>1:28.272</b>		<b>27.563</b>	<b>28.789</b>	<b>31.920</b>							
<b>(16) Anthon Caldana</b>													
1	10:11:52.497	<b>1:42.815</b>	+14.282		31.979	34.043							
2	10:13:24.608	<b>1:32.111</b>	+3.578	28.947	29.789	33.375							
3	10:14:54.539	<b>1:29.931</b>	+1.398	28.458	29.284	32.189							
4	10:16:23.468	<b>1:28.929</b>	+0.396	27.755	29.130	32.044							
5	10:17:56.271	<b>1:32.803</b>	+4.270	27.543	29.231	36.029							
6	10:19:25.351	<b>1:29.080</b>	+0.547	28.022	29.119	31.939							
7	10:20:53.943	<b>1:28.592</b>	+0.059	27.611	29.131	31.850							
8	10:22:22.623	<b>1:28.680</b>	+0.147	27.755	<b>29.081</b>	<b>31.844</b>							
9	10:23:53.106	<b>1:30.483</b>	+1.950	28.055	29.735	32.693							
10	10:25:21.639	<b>1:28.533</b>		<b>27.416</b>	29.100	32.017							



## STCC Mantorp Park


Clio Cup

Mantorp Park 3,106 Km

Heat 1

15.09.2017 14:10

Race (15:00 or 9 Laps)



POLE POSITION

1

1

11 Joel Jern

2

3

15 Julle Ljungdahl

2

16 Anthon Caldana

## STCC Mantorp Park


Clio Cup

Mantorp Park 3,106 Km

Heat 2

16.09.2017 10:00

Race (15:00 or 9 Laps)



POLE POSITION

1

1

11 Joel Jern

2

3

15 Julle Ljungdahl

2

16 Anthon Caldana



## STCC Mantorp Park


Clio Cup

Mantorp Park 3,106 Km

Heat 3

16.09.2017 12:30

Race (15:00 or 9 Laps)



POLE POSITION

1

1

11 Joel Jern  
1:27.759

2

15 Julle Ljungdahl  
1:28.272

2

3

16 Anthon Caldana  
1:28.533

## STCC Mantorp Park

Clio Cup

Mantorp Park 3,106 Km

Heat 1

15.09.2017 14:10

Race (15:00 or 9 Laps) started at 14:11:00

Pos	No.	Name	Entrant	Make	Nat./Club	Total Tm	Laps	Diff	Best Tm	Ø km/h
1	16	<b>Anthon Caldana</b>	STC Racing	Renault Clio	SWE-Lidköping KK	13:31.582	<b>9</b>		1:28.471	123,998
2	11	<b>Joel Jern</b>	STC Racing	Renault Clio	SWE-Lidköping KK	13:31.725	<b>9</b>	0.143	1:28.431	123,976
3	15	<b>Julle Ljungdahl</b>	Ljungdahls Entreprenad AB	Renault Clio	SWE-Karlsoga MF	13:46.398	<b>9</b>	14.816	1:28.305	121,775

### Announcements

Weather: cloudy 15 degrees dry track

These results are provisional until the conclusion of any judicial and technical matters!

No. 15 drive through penalty / jump start

Margin of Victory	Ø km/h	Best Lap Tm	km/h	Best Lap by
0.143	123,998	1:28.305	126,625	15 - Julle Ljungdahl



## STCC Mantorp Park

Clio Cup

Mantorp Park 3,106 Km

Heat 1

15.09.2017 14:10

Race (15:00 or 9 Laps) started at 14:11:00

Lap	Time of Day	Lap Tm	Diff	S1 Tm	S2 Tm	S3 Tm	Lap	Time of Day	Lap Tm	Diff	S1 Tm	S2 Tm	S3 Tm
<b>(16) Anthon Caldana</b>													
1	14:12:36.552	<b>1:34.548</b>	+6.077	32.131	29.455	32.962							
2	14:14:07.659	<b>1:31.107</b>	+2.636	28.648	29.637	32.822							
3	14:15:37.409	<b>1:29.750</b>	+1.279	28.611	29.130	32.009							
4	14:17:06.375	<b>1:28.966</b>	+0.495	27.975	29.183	31.808							
5	14:18:34.868	<b>1:28.493</b>	+0.022	27.824	<b>28.889</b>	31.780							
6	14:20:03.587	<b>1:28.719</b>	+0.248	27.684	29.120	31.915							
7	14:21:32.058	<b>1:28.471</b>		<b>27.556</b>	29.163	<b>31.752</b>							
8	14:23:02.166	<b>1:30.108</b>	+1.637	28.177	29.636	32.295							
9	14:24:31.589	<b>1:29.423</b>	+0.952	27.927	29.437	32.059							
<b>(11) Joel Jern</b>													
1	14:12:35.953	<b>1:34.841</b>	+6.410	32.724	29.183	32.934							
2	14:14:06.942	<b>1:30.989</b>	+2.558	28.578	30.018	32.393							
3	14:15:36.081	<b>1:29.139</b>	+0.708	28.375	<b>28.900</b>	31.864							
4	14:17:05.641	<b>1:29.560</b>	+1.129	28.172	29.352	32.036							
5	14:18:34.530	<b>1:28.889</b>	+0.458	27.972	28.940	31.977							
6	14:20:03.224	<b>1:28.694</b>	+0.263	27.708	29.056	31.930							
7	14:21:31.655	<b>1:28.431</b>		<b>27.520</b>	29.081	<b>31.830</b>							
8	14:23:01.884	<b>1:30.229</b>	+1.798	28.280	29.792	32.157							
9	14:24:31.732	<b>1:29.848</b>	+1.417	27.916	29.943	31.989							
<b>(15) Julie Ljungdahl</b>													
1	14:12:36.520	<b>1:33.970</b>	+5.665	30.755	29.942	33.273							
2	14:14:07.619	<b>1:31.099</b>	+2.794	28.290	29.894	32.915							
p3	14:15:50.874	<b>1:43.255</b>	+14.950	28.166	<b>28.880</b>								
4	14:17:23.062	<b>1:32.188</b>	+3.883		29.063	31.920							
5	14:18:51.367	<b>1:28.305</b>		27.602	28.971	31.732							
6	14:20:19.751	<b>1:28.384</b>	+0.079	27.531	28.932	31.921							
7	14:21:48.469	<b>1:28.718</b>	+0.413	<b>27.259</b>	29.718	31.741							
8	14:23:17.518	<b>1:29.049</b>	+0.744	27.512	29.331	32.206							
9	14:24:46.405	<b>1:28.887</b>	+0.582	27.940	29.233	<b>31.714</b>							



## STCC Mantorp Park

Clio Cup

Mantorp Park 3,106 Km

Heat 2

16.09.2017 10:00

Race (15:00 or 9 Laps) started at 9:59:51

Pos	No.	Name	Entrant	Make	Nat./Club	Total Tm	Laps	Diff	Best Tm	Ø km/h
1	11	Joel Jern	STC Racing	Renault Clio	SWE-Lidköping KK	13:19.653	9		1:27.734	125,848
2	15	Julle Ljungdahl	Ljungdahls Entreprenad AB	Renault Clio	SWE-Karlsoga MF	13:24.419	9	4.766	1:27.888	125,102
3	16	Anthon Caldana	STC Racing	Renault Clio	SWE-Lidköping KK	13:24.439	9	4.786	1:27.966	125,099

### Announcements

Weather: sunny 10 degrees dry track

These results are provisional until the conclusion of any judicial and technical matters!

Margin of Victory	Ø km/h	Best Lap Tm	km/h	Best Lap by
4.766	125,848	1:27.734	127,449	11 - Joel Jern



## STCC Mantorp Park

Clio Cup

Mantorp Park 3,106 Km

Heat 2

16.09.2017 10:00

Race (15:00 or 9 Laps) started at 9:59:51

Lap	Time of Day	Lap Tm	Diff	S1 Tm	S2 Tm	S3 Tm	Lap	Time of Day	Lap Tm	Diff	S1 Tm	S2 Tm	S3 Tm
<b>(11) Joel Jern</b>													
1	10:01:25.912	<b>1:33.217</b>	+5.483	32.110	29.322	31.785							
2	10:02:54.383	<b>1:28.471</b>	+0.737	27.722	29.111	31.638							
3	10:04:22.299	<b>1:27.916</b>	+0.182	27.479	28.926	<b>31.511</b>							
4	10:05:50.119	<b>1:27.820</b>	+0.086	27.530	28.772	31.518							
5	10:07:17.853	<b>1:27.734</b>		<b>27.407</b>	<b>28.766</b>	31.561							
6	10:08:45.624	<b>1:27.771</b>	+0.037	27.427	28.790	31.554							
7	10:10:13.744	<b>1:28.120</b>	+0.386	27.515	28.933	31.672							
8	10:11:42.238	<b>1:28.494</b>	+0.760	27.553	29.072	31.869							
9	10:13:11.535	<b>1:29.297</b>	+1.563	27.881	29.218	32.198							
<b>(15) Julle Ljungdahl</b>													
1	10:01:27.115	<b>1:32.543</b>	+4.655	31.114	29.450	31.979							
2	10:02:56.904	<b>1:29.789</b>	+1.901	27.610	29.583	32.596							
3	10:04:26.147	<b>1:29.243</b>	+1.355	27.650	29.146	32.447							
4	10:05:54.636	<b>1:28.489</b>	+0.601	27.557	29.210	31.722							
5	10:07:22.697	<b>1:28.061</b>	+0.173	<b>27.303</b>	28.934	31.824							
6	10:08:51.282	<b>1:28.585</b>	+0.697	27.428	29.356	31.801							
7	10:10:19.460	<b>1:28.178</b>	+0.290	27.415	29.079	31.684							
8	10:11:47.348	<b>1:27.888</b>		27.487	<b>28.797</b>	<b>31.604</b>							
9	10:13:16.301	<b>1:28.953</b>	+1.065	27.478	29.031	32.444							
<b>(16) Anthon Caldana</b>													
1	10:01:26.574	<b>1:33.179</b>	+5.213	31.826	29.355	31.998							
2	10:02:57.312	<b>1:30.738</b>	+2.772	27.778	29.677	33.283							
3	10:04:26.343	<b>1:29.031</b>	+1.065	27.728	29.002	32.301							
4	10:05:55.016	<b>1:28.673</b>	+0.707	27.759	28.774	32.140							
5	10:07:23.114	<b>1:28.098</b>	+0.132	27.548	28.893	31.657							
6	10:08:51.571	<b>1:28.457</b>	+0.491	27.506	28.916	32.035							
7	10:10:19.940	<b>1:28.369</b>	+0.403	27.538	28.817	32.014							
8	10:11:47.906	<b>1:27.966</b>		27.593	<b>28.771</b>	<b>31.602</b>							
9	10:13:16.321	<b>1:28.415</b>	+0.449	<b>27.426</b>	28.804	32.185							



## STCC Mantorp Park

Clio Cup

Mantorp Park 3,106 Km

Heat 3

16.09.2017 12:30

Race (15:00 or 9 Laps) started at 12:29:27

Pos	No.	Name	Entrant	Make	Nat./Club	Total Tm	Laps	Diff	Best Tm	Ø km/h
1	11	Joel Jern	STC Racing	Renault Clio	SWE-Lidköping KK	13:15.039	9		1:27.302	126,578
2	16	Anthón Caldana	STC Racing	Renault Clio	SWE-Lidköping KK	13:23.311	9	8.272	1:28.080	125,275
3	15	Julle Ljungdahl	Ljungdahls Entreprenad AB	Renault Clio	SWE-Karlsoga MF	13:33.970	9	18.931	1:27.525	123,634

### Announcements

Weather: sunny 14 degrees dry track

These results are provisional until the conclusion of any judicial and technical matters!

No. 15 drive through penalty / jump start

Margin of Victory	Ø km/h	Best Lap Tm	km/h	Best Lap by
8.272	126,578	1:27.302	128,080	11 - Joel Jern



## STCC Mantorp Park

Clio Cup

Mantorp Park 3,106 Km

Heat 3

16.09.2017 12:30

Race (15:00 or 9 Laps) started at 12:29:27

Lap	Time of Day	Lap Tm	Diff	S1 Tm	S2 Tm	S3 Tm	Lap	Time of Day	Lap Tm	Diff	S1 Tm	S2 Tm	S3 Tm
<b>(11) Joel Jern</b>													
1	12:31:00.161	<b>1:31.812</b>	+4.510	31.581	28.821	31.410							
2	12:32:28.807	<b>1:28.646</b>	+1.344	27.471	29.331	31.844							
3	12:33:56.651	<b>1:27.844</b>	+0.542	27.496	28.911	31.437							
4	12:35:24.355	<b>1:27.704</b>	+0.402	27.510	28.690	31.504							
5	12:36:52.030	<b>1:27.675</b>	+0.373	27.512	28.693	31.470							
6	12:38:20.211	<b>1:28.181</b>	+0.879	27.485	28.982	31.714							
7	12:39:47.704	<b>1:27.493</b>	+0.191	27.420	28.651	31.422							
8	12:41:15.173	<b>1:27.469</b>	+0.167	<b>27.378</b>	28.695	31.396							
9	12:42:42.475	<b>1:27.302</b>		27.389	<b>28.578</b>	<b>31.335</b>							
<b>(16) Anthon Caldana</b>													
1	12:31:02.576	<b>1:32.285</b>	+4.205	31.141	29.344	31.800							
2	12:32:31.345	<b>1:28.769</b>	+0.689	27.594	29.284	31.891							
3	12:33:59.878	<b>1:28.533</b>	+0.453	27.784	<b>29.121</b>	31.628							
4	12:35:28.331	<b>1:28.453</b>	+0.373	27.714	29.175	31.564							
5	12:36:56.726	<b>1:28.395</b>	+0.315	27.596	29.138	31.661							
6	12:38:25.024	<b>1:28.298</b>	+0.218	27.541	29.216	31.541							
7	12:39:53.279	<b>1:28.255</b>	+0.175	<b>27.366</b>	29.301	31.588							
8	12:41:21.359	<b>1:28.080</b>		27.417	29.150	<b>31.513</b>							
9	12:42:50.747	<b>1:29.388</b>	+1.308	27.719	29.385	32.284							
<b>(15) Julle Ljungdahl</b>													
1	12:31:00.714	<b>1:30.827</b>	+3.302	30.834	<b>28.501</b>	31.492							
p2	12:32:42.400	<b>1:41.686</b>	+14.161	27.326	28.669								
3	12:34:13.281	<b>1:30.881</b>	+3.356		28.581	31.616							
4	12:35:41.215	<b>1:27.934</b>	+0.409	<b>27.137</b>	29.062	31.735							
5	12:37:09.994	<b>1:28.779</b>	+1.254	27.423	28.885	32.471							
6	12:38:37.855	<b>1:27.861</b>	+0.336	27.358	29.020	31.483							
7	12:40:05.380	<b>1:27.525</b>		27.230	28.901	<b>31.394</b>							
8	12:41:33.621	<b>1:28.241</b>	+0.716	27.648	29.125	31.468							
9	12:43:01.406	<b>1:27.785</b>	+0.260	27.300	28.929	31.556							

