

STCC Anderstorp

Swedish GT

Anderstorp 4,025 Km

Test


01.09.2017 16:00

Practice (1:00:00 Time) started at 16:00:00

Pos	No.	Name	Entrant	Make	Nat./Club	Laps	Best Tm	Diff	In Lap	2nd Best
1	13	N. Catsburg/T.Björk	Polestar Cyan Racing	Volvo S60	SWE-KAK/KMF	25	1:34.747		18	1:35.099
2	99	I. Mattsson/F.Larsson	Mattssons Fasteners	Ferrari 488	SWE-	20	1:34.974	0.227	4	1:35.203
3	72	M.EK Tidstrand/R.Kressn		Ferrari 488 Challe	SWE-Tierp Motorpark/	31	1:35.996	1.249	9	1:36.054
4	98	J.Brunstedt	JB Motorsport	Audi R8 LMS	SWE-SSK	24	1:36.510	1.763	8	1:36.850
5	20	S.Blomqvist/P.Blomqvist	Mtech Competition	Porsche Cayman	SWE-	30	1:37.684	2.937	16	1:38.123
6	25	P.Eriksson		Porsche Carrera	SWE-KAK/Hyllinge MS	14	1:38.148	3.401	6	1:38.333
7	45	K.Andero		Porsche 997 Cup	SWE-SSK	18	1:39.928	5.181	14	1:39.942
8	29	E.Persson/C.Lindholm		Porsche GT4	SWE-Karlskoga MF	20	1:40.256	5.509	17	1:40.507
9	127	T.Lindroth/P.Baron		Ferrari 458	SWE-Mantorp MK	5	1:40.658	5.911	4	1:41.020
10	60	F.Århage		Porsche 997 Cup	SWE-Katrineholms MK	18	1:40.805	6.058	15	1:41.141
11	7	K.Mäkinen/O.Krüger		Maserati MC Grar	SWE-Team 13/Linköpi	10	1:41.740	6.993	7	1:42.114
12	31	M.Söderholm/H.Söderho	RMS AB	Porsche 997 GT4	SWE-	20	1:41.768	7.021	10	1:42.301
13	21	H. Ricknaes/P.G. Anders	Rental Mobile Service AB	Porsche Cayman	SWE-Falkenberg MK	23	1:43.186	8.439	16	1:43.467
14	73	R.Jensen		Ferrari 488 Challe	SWE-Rättvik RK	8	1:44.143	9.396	8	1:44.446
15	52	D.Palma		Lotus Exige Cup I	SWE-MK Skandia	22	1:45.101	10.354	11	1:45.249
16	195	C.Hobohm/M.Santopont		Ferrari 458 Challe	SWE-Sportvagnsklubb	9	1:47.701	12.954	5	1:48.600

Announcements

Weather: cloudy 17 degrees dry track
 #7; 127; 195 bad position transponder
 #73 lost transponder in pit



STCC Anderstorp

Swedish GT

Anderstorp 4,025 Km

Test

01.09.2017 16:00

Practice (1:00:00 Time) started at 16:00:00

Lap	Time of Day	Lap Tm	Diff	S1 Tm	S2 Tm	S3 Tm	Lap	Time of Day	Lap Tm	Diff	S1 Tm	S2 Tm	S3 Tm
(13) N. Catsburg/T.Björk							(98) J. Brunstedt						
1	16:04:19.443	1:46.408	+11.661	26.535	47.821	32.052	24	16:49:27.024	1:39.603	+3.607	24.614	43.599	31.390
2	16:06:03.039	1:43.596	+8.849	25.810	45.991	31.795	25	16:51:05.463	1:38.439	+2.443	24.199	42.918	31.322
3	16:07:43.393	1:40.354	+5.607	25.347	44.344	30.663	26	16:52:44.253	1:38.790	+2.794	24.259	43.324	31.207
4	16:09:23.027	1:39.634	+4.887	24.741	44.179	30.714	27	16:54:27.199	1:42.946	+6.950	25.222	45.191	32.533
5	16:11:00.717	1:37.690	+2.943	24.770	42.692	30.228	28	16:56:06.167	1:38.968	+2.972	24.242	43.354	31.372
6	16:12:37.914	1:37.197	+2.450	24.643	42.342	30.212	29	16:57:44.727	1:38.560	+2.564	24.281	43.219	31.060
7	16:14:14.570	1:36.656	+1.909	24.598	42.183	29.875	30	16:59:24.603	1:39.876	+3.880	24.442	43.446	31.988
8	16:15:51.379	1:36.809	+2.062	24.669	42.364	29.776	31	17:01:05.862	1:41.259	+5.263	25.971	43.645	31.643
9	16:17:27.918	1:36.539	+1.792	24.640	42.047	29.852	(99) I. Mattsson/F. Larsson						
p10	16:19:10.778	1:42.860	+8.113	24.689	44.280	30.007	1	16:04:16.327	1:42.608	+6.098	26.039	45.087	31.482
11	16:25:28.928	6:18.150	+4:43.403		44.682	31.234	p2	16:05:57.213	1:40.886	+4.376	25.349	45.114	30.935
12	16:27:06.096	1:37.168	+2.421	24.790	42.371	30.007	3	16:09:03.875	3:06.662	+1:30.152		45.340	30.494
p13	16:28:47.886	1:41.790	+7.043	24.900	44.542	30.075	4	16:10:43.588	1:39.713	+3.203	25.900	43.319	30.391
14	16:37:41.388	8:53.502	+7:18.755		45.716	31.886	5	16:12:22.125	1:38.537	+2.027	25.165	42.746	30.626
15	16:39:18.349	1:36.961	+2.214	24.636	42.250	30.075	6	16:13:59.894	1:37.769	+1.259	25.007	42.663	30.099
16	16:40:53.556	1:35.207	+0.460	24.434	41.284	29.489	7	16:15:36.744	1:36.850	+0.340	24.614	42.160	30.076
17	16:42:34.309	1:40.753	+6.006	24.349	43.113	33.291	8	16:17:13.254	1:36.510		24.492	42.093	29.925
18	16:44:09.056	1:34.747		24.389	41.133	29.225	p9	16:18:51.772	1:38.518	+2.008	24.598	42.240	31.206
19	16:45:44.155	1:35.099	+0.352	24.291	41.292	29.516	10	16:23:11.861	4:20.089	+2:43.579		44.658	30.925
p20	16:47:21.868	1:37.713	+2.966	24.323	42.137	30.265	11	16:24:50.432	1:38.571	+2.061	24.988	42.658	30.649
21	16:54:59.990	7:38.122	+6:03.375		43.348	30.265	12	16:26:28.663	1:38.231	+1.721	24.993	42.589	30.233
22	16:56:35.094	1:35.104	+0.357	24.453	41.277	29.374	13	16:28:05.737	1:37.074	+0.564	24.774	42.067	30.699
23	16:58:13.421	1:38.327	+3.580	24.412	43.533	30.382	14	16:29:44.092	1:38.355	+1.845	24.574	43.082	30.701
24	16:59:53.818	1:40.397	+5.650	24.338	43.693	32.366	p15	16:31:37.238	1:53.146	+16.636	27.062	50.083	35.701
25	17:01:29.175	1:35.357	+0.610	24.487	41.388	29.482	16	16:47:26.170	15:48.932	-14:12.422		52.726	31.100
(99) I. Mattsson/F. Larsson							17	16:49:06.611	1:40.441	+3.931	25.921	43.420	30.774
1	16:03:48.032	1:39.684	+4.710	24.688	44.337	30.659	18	16:50:46.753	1:40.142	+3.632	25.359	44.009	31.463
2	16:05:23.487	1:35.455	+0.481	23.982	42.027	29.446	19	16:52:25.311	1:38.558	+2.048	25.011	42.084	30.029
3	16:06:58.918	1:35.431	+0.457	24.033	41.959	29.439	20	16:54:02.379	1:37.068	+0.558	25.100	41.939	30.660
4	16:08:33.892	1:34.974		23.742	41.715	29.517	21	16:55:39.594	1:37.215	+0.705	24.459	42.096	32.320
5	16:10:09.558	1:35.666	+0.692	23.916	41.826	29.924	22	16:57:20.364	1:40.770	+4.260	24.855	43.595	32.055
6	16:11:44.761	1:35.203	+0.229	24.031	41.554	29.618	23	16:58:59.536	1:39.172	+2.662	24.893	42.224	30.489
p7	16:13:21.894	1:37.133	+2.159	23.992	42.248	30.030	24	17:00:37.449	1:37.913	+1.403	24.704	42.720	30.489
8	16:27:40.439	14:18.545	-12:43.571		43.488	30.030	(20) S. Blomqvist/P. Blomqvist						
9	16:29:16.231	1:35.792	+0.818	24.026	41.977	29.789	1	16:04:37.465	1:48.718	+11.034	27.722	47.484	33.512
p10	16:30:55.512	1:39.281	+4.307	23.979	42.058	29.789	2	16:06:18.807	1:41.342	+3.658	25.202	44.617	31.523
11	16:43:18.379	12:22.867	-10:47.893		42.971	29.855	3	16:08:00.406	1:41.599	+3.915	25.288	44.576	31.735
12	16:44:54.394	1:36.015	+1.041	24.099	42.015	29.901	4	16:09:00.923	1:40.517	+2.833	25.010	44.020	31.487
p13	16:46:29.957	1:35.563	+0.589	24.042	42.810	29.901	5	16:11:20.036	1:39.113	+1.429	24.621	43.583	30.909
14	16:49:25.281	2:55.324	+1:20.350		44.552	30.896	6	16:12:59.119	1:39.083	+1.399	24.538	43.252	31.293
15	16:51:03.105	1:37.824	+2.850	24.387	42.833	30.604	7	16:14:38.160	1:39.041	+1.357	24.338	43.520	31.183
16	16:52:43.045	1:39.940	+4.966	24.340	43.360	32.240	8	16:16:16.722	1:38.562	+0.878	24.609	42.910	31.043
17	16:54:21.589	1:38.544	+3.570	24.461	43.386	30.697	9	16:17:55.682	1:38.960	+1.276	24.576	43.267	31.117
18	16:56:00.673	1:39.084	+4.110	24.434	43.621	31.029	10	16:19:33.805	1:38.123	+0.439	24.511	42.903	30.709
p19	16:57:39.183	1:38.510	+3.536	24.271	43.271	31.029	11	16:21:13.163	1:39.358	+1.674	25.096	42.720	31.542
20	17:00:54.224	3:15.041	+1:40.067		44.743	30.923	p12	16:22:54.356	1:41.193	+3.509	25.008	45.251	31.412
(72) M.EK Tidstrand/R.Kressner							13	16:27:03.855	4:09.499	+2:31.815		45.143	31.978
1	16:04:06.144	1:44.132	+8.136	26.351	45.354	32.427	14	16:28:45.438	1:41.583	+3.899	24.449	45.156	31.978
2	16:05:46.103	1:39.959	+3.963	24.675	44.626	30.658	15	16:30:23.973	1:38.535	+0.851	24.665	43.120	30.750
3	16:07:23.972	1:37.869	+1.873	24.244	43.163	30.462	16	16:32:01.657	1:37.684		24.367	42.765	30.552
4	16:09:02.210	1:38.238	+2.242	24.365	43.605	30.268	17	16:33:40.315	1:38.658	+0.974	24.412	43.695	30.551
5	16:10:40.050	1:37.840	+1.844	24.181	43.400	30.259	18	16:40:39.641	6:59.326	+5:21.642		53.487	32.477
6	16:12:17.377	1:37.327	+1.331	24.013	43.315	29.999	19	16:42:23.166	1:43.525	+5.841	26.036	45.680	31.809
7	16:13:53.875	1:36.498	+0.502	23.895	42.597	30.006	20	16:44:05.464	1:42.298	+4.614	25.297	45.191	31.810
8	16:15:30.605	1:36.730	+0.734	23.893	42.260	30.577	21	16:45:48.982	1:43.518	+5.834	25.492	45.950	32.076
9	16:17:06.601	1:35.996		23.817	42.276	29.903	22	16:47:31.696	1:42.714	+5.030	25.354	45.203	32.157
10	16:18:42.655	1:36.054	+0.058	23.826	42.200	30.028	23	16:49:13.612	1:41.916	+4.232	25.415	44.516	31.985
11	16:20:21.575	1:38.920	+2.924	24.204	44.442	30.274	24	16:50:54.716	1:41.104	+3.420	25.136	44.244	31.724
12	16:21:58.664	1:37.089	+1.093	23.974	42.456	30.659	25	16:52:37.726	1:43.010	+5.326	25.705	44.867	32.438
13	16:31:11.148	9:12.484	+7:36.488		44.592	31.789	26	16:54:18.667	1:40.941	+3.257	25.047	44.205	31.689
14	16:32:52.011	1:40.863	+4.867	24.561	44.487	31.815	27	16:56:01.816	1:43.149	+5.465	24.958	45.136	33.055
15	16:34:32.642	1:40.631	+4.635	24.324	44.088	32.219	28	16:57:41.920	1:40.104	+2.420	25.029	43.996	31.079
16	16:36:12.008	1:39.366	+3.370	24.697	43.436	31.233	29	16:59:26.465	1:44.545	+6.861	25.215	48.005	31.325
17	16:37:51.002	1:38.994	+2.998	24.177	43.437	31.380	30	17:01:06.448	1:39.983	+2.299	25.175	43.887	30.921
18	16:39:30.690	1:39.688	+3.692	24.377	43.626	31.685	(25) P. Eriksson						
19	16:41:10.913	1:40.223	+4.227	24.242	44.538	31.443	1	16:05:34.121	1:44.708	+6.560	26.435	46.009	32.264
20	16:42:50.155	1:39.242	+3.246	24.360	43.457	31.425	2	16:07:15.554	1:41.433	+3.285	25.567	44.348	31.518
21	16:44:29.303	1:39.148	+3.152	24.313	43.384	31.451	3	16:08:55.557	1:40.003	+1.855	25.450		

STCC Anderstorp

Swedish GT

Anderstorp 4,025 Km

Test

01.09.2017 16:00

Practice (1:00:00 Time) started at 16:00:00

Lap	Time of Day	Lap Tm	Diff	S1 Tm	S2 Tm	S3 Tm
7	16:22:29.631	8:38.978	+7:00.830	25.028	45.038	30.939
8	16:24:08.802	1:39.171	+1.023	25.140	43.476	30.555
9	16:25:47.301	1:38.499	+0.351	24.954	43.004	30.541
10	16:27:25.634	1:38.333	+0.185	24.668	43.053	30.612
11	16:29:04.978	1:39.344	+1.196	24.935	43.317	31.092
12	16:30:46.216	1:41.238	+3.090	25.032	44.015	32.191
13	16:32:26.726	1:40.510	+2.362	25.366	43.357	31.787
14	16:34:06.013	1:39.287	+1.139	25.026	43.419	30.842

(45) K.Andero

Lap	Time of Day	Lap Tm	Diff	S1 Tm	S2 Tm	S3 Tm
1	16:04:29.934	1:45.094	+5.166	26.357	46.509	32.228
2	16:06:12.548	1:42.614	+2.686	25.468	45.448	31.698
p3	16:07:53.216	1:40.668	+0.740	25.301	46.092	
4	16:13:08.454	5:15.238	+3:35.310	46.021	32.474	
5	16:14:49.359	1:40.905	+0.977	25.336	44.299	31.270
6	16:16:30.283	1:40.924	+0.996	25.049	43.986	31.889
7	16:18:13.755	1:43.472	+3.544	25.104	44.399	33.969
8	16:19:54.660	1:40.905	+0.977	25.276	44.225	31.404
9	16:21:34.602	1:39.942	+0.014	25.015	43.697	31.230
p10	16:23:14.691	1:40.089	+0.161	26.043	45.474	
11	16:29:04.244	5:49.553	+4:09.625	46.032	31.618	
12	16:30:45.623	1:41.379	+1.451	25.167	44.309	31.903
13	16:32:28.408	1:42.785	+2.857	25.203	44.729	32.853
14	16:34:08.336	1:39.928		25.022	43.602	31.304
15	16:35:48.798	1:40.462	+0.534	24.955	44.037	31.470
16	16:37:29.107	1:40.309	+0.381	24.893	44.218	31.198
17	16:39:10.251	1:41.144	+1.216	24.932	44.630	31.582
p18	16:41:02.144	1:51.893	+11.965	28.745	49.259	

(29) E.Persson/C.Lindholm

Lap	Time of Day	Lap Tm	Diff	S1 Tm	S2 Tm	S3 Tm
1	16:04:25.391	1:49.720	+9.464	27.315	50.642	31.763
2	16:06:10.930	1:45.539	+5.283	26.294	46.148	33.097
3	16:07:56.874	1:45.944	+5.688	26.944	46.969	32.031
4	16:09:39.086	1:42.212	+1.956	26.216	44.673	31.323
5	16:11:26.694	7:47.608	+6:07.352	26.092	46.921	31.514
6	16:19:08.466	1:41.772	+1.516	25.887	44.672	31.213
7	16:20:49.665	1:41.199	+0.943	25.847	43.599	31.753
8	16:22:30.474	1:40.809	+0.553	26.041	43.573	31.195
9	16:23:04.755	10:34.281	+8:54.025	25.918	48.798	32.328
10	16:34:47.598	1:42.843	+2.587	26.225	45.184	31.434
11	16:36:29.383	1:41.785	+1.529	25.931	44.671	31.183
12	16:38:11.048	1:41.665	+1.409	26.013	44.400	31.252
13	16:39:52.922	1:41.874	+1.618	26.127	44.538	31.209
p14	16:41:33.446	1:40.524	+0.268	26.120	44.240	
15	16:48:47.703	7:14.257	+5:34.001	50.401	32.320	
16	16:50:28.864	1:41.161	+0.905	26.082	44.258	30.821
17	16:52:09.120	1:40.256		25.991	43.618	30.647
18	16:57:25.836	5:16.716	+3:36.460	25.802	47.800	35.003
19	16:59:06.807	1:40.971	+0.715	25.869	43.884	31.218
20	17:00:47.314	1:40.507	+0.251	25.744	43.753	31.010

(127) T.Lindroth/P.Baron

Lap	Time of Day	Lap Tm	Diff	S1 Tm	S2 Tm	S3 Tm
1	16:28:40.993	15:57.640	-14:16.982	24.564	44.102	31.589
2	16:44:25.059	15:44.066	-14:03.408	25.177	44.627	31.474
3	16:46:06.079	1:41.020	+0.362	25.160	44.447	31.413
4	16:47:46.737	1:40.658		25.339	44.014	31.305
5	16:54:27.625	6:40.888	+5:00.230	25.461	45.099	32.541

(60) F.Århaage

Lap	Time of Day	Lap Tm	Diff	S1 Tm	S2 Tm	S3 Tm
1	16:04:59.133	1:53.968	+13.163	31.310	49.558	33.100
2	16:06:43.755	1:44.622	+3.817	26.154	45.972	32.496
3	16:08:26.725	1:42.970	+2.165	25.917	45.199	31.854
4	16:10:09.982	1:43.257	+2.452	25.797	45.104	32.356
5	16:11:53.864	1:43.882	+3.077	26.708	45.313	31.861
6	16:13:35.306	1:41.442	+0.637	25.577	44.359	31.506
p7	16:15:15.757	1:40.451	-0.354	25.744	44.541	
8	16:39:27.776	24:12.019	-22:31.214	48.730	32.331	
9	16:41:11.834	1:44.058	+3.253	25.790	46.554	31.714
10	16:42:53.566	1:41.732	+0.927	25.759	44.543	31.430
11	16:44:34.983	1:41.417	+0.612	25.938	44.107	31.372
12	16:46:16.124	1:41.141	+0.336	25.664	44.196	31.281
13	16:47:58.615	1:42.491	+1.686	26.330	45.090	31.071
14	16:49:40.023	1:41.408	+0.603	25.540	44.404	31.464
15	16:51:20.828	1:40.805		25.461	44.252	31.092

Lap	Time of Day	Lap Tm	Diff	S1 Tm	S2 Tm	S3 Tm
16	16:53:02.003	1:41.175	+0.370	25.528	44.255	31.392
17	16:54:43.341	1:41.338	+0.533	25.600	44.251	31.487
p18	16:56:27.043	1:43.702	+2.897	25.718	45.508	

(7) K.Mäkinen/O.Krüger

Lap	Time of Day	Lap Tm	Diff	S1 Tm	S2 Tm	S3 Tm
1	16:35:30.944	14:13.211	-12:31.471	26.082	47.736	33.054
2	16:37:17.150	1:46.206	+4.466	26.682	46.641	32.883
3	16:39:02.286	1:45.136	+3.396	26.580	46.022	32.534
4	16:40:47.648	1:45.362	+3.622	26.369	46.403	32.590
5	16:47:18.113	6:30.465	+4:48.725	26.730	47.615	32.155
6	16:49:01.115	1:43.002	+1.262	26.160	45.280	31.562
7	16:50:42.855	1:41.740		26.065	44.202	31.473
8	16:52:24.969	1:42.114	+0.374	25.973	44.413	31.728
9	16:54:08.134	1:43.165	+1.425	26.573	44.850	31.742
10	16:55:52.714	1:44.580	+2.840	26.007	46.364	32.209

(31) M.Söderholm/H.Söderholm

Lap	Time of Day	Lap Tm	Diff	S1 Tm	S2 Tm	S3 Tm
1	16:04:14.916	1:48.135	+6.367	27.190	47.751	33.194
2	16:14:43.994	10:29.078	+8:47.310	26.240	48.129	34.139
3	16:16:31.564	1:47.570	+5.802	26.817	47.122	33.631
4	16:18:16.928	1:45.364	+3.596	26.256	46.366	32.742
5	16:20:01.606	1:44.678	+2.910	25.986	45.907	32.785
6	16:31:59.678	1:45.072	-10:16.304	27.168	45.789	31.959
7	16:33:43.287	1:43.609	+1.841	25.789	45.747	32.073
8	16:35:25.603	1:42.316	+0.548	25.917	44.871	31.528
9	16:37:07.904	1:42.301	+0.533	25.639	44.997	31.665
10	16:38:49.672	1:41.768		25.691	44.653	31.424
11	16:44:50.250	6:00.578	+4:18.810	25.796	49.325	32.889
12	16:46:35.722	1:45.472	+3.704	26.449	46.614	32.409
13	16:48:22.509	1:46.787	+5.019	26.413	47.207	33.167
14	16:50:10.182	1:47.673	+5.905	26.772	47.476	33.425
15	16:51:57.494	1:47.312	+5.544	26.293	47.501	33.518
16	16:53:44.461	1:46.967	+5.199	26.464	47.334	33.169
17	16:55:31.423	1:46.962	+5.194	26.625	47.137	33.200
18	16:57:21.570	1:50.147	+8.379	27.954	47.753	34.440
19	16:59:10.394	1:48.824	+7.056	26.502	47.502	34.820
20	17:00:59.390	1:48.996	+7.228	26.825	48.299	33.872

(21) H. Ricknaes/P.G. Andersson

Lap	Time of Day	Lap Tm	Diff	S1 Tm	S2 Tm	S3 Tm
1	16:04:07.277	1:48.425	+5.239	27.896	48.020	32.509
2	16:05:56.386	1:49.109	+5.923	28.814	47.711	32.584
3	16:07:45.985	1:49.599	+6.413	28.445	48.619	32.535
4	16:14:11.068	6:25.083	+4:41.897	26.882	45.530	32.017
5	16:15:55.719	1:44.651	+1.465	26.375	46.006	32.270
6	16:17:39.838	1:44.119	+0.933	26.456	45.501	32.162
7	16:19:24.715	1:44.877	+1.691	27.071	45.645	32.161
8	16:21:14.218	1:49.503	+6.317	27.731	47.292	34.480
9	16:22:58.161	1:43.943	+0.757	26.480	45.538	31.925
10	16:30:45.360	7:47.199	+6:04.013	29.150	47.876	33.002
11	16:32:31.213	1:45.853	+2.667	26.956	45.496	33.401
12	16:34:17.806	1:46.593	+3.407	27.307	46.873	32.413
13	16:36:01.459	1:43.653	+0.467	26.349	45.409	31.895
14	16:37:45.077	1:43.618	+0.432	26.384	44.984	32.250
15	16:39:29.343	1:44.266	+1.080	26.410	45.224	32.632
16	16:41:12.529	1:43.186		26.221	44.947	32.018
17	16:42:55.996	1:43.467	+0.281	26.371	45.066	32.030
18	16:44:52.515	1:56.519	+13.333	26.594	55.528	34.397
19	16:46:36.147	1:43.632	+0.446	26.461	45.083	32.088
20	16:55:32.095	8:55.948	+7:12.762	34.972	46.052	32.582
21	16:57:15.562	1:43.467	+0.281	26.401	45.078	31.988
22	16:59:00.978	1:45.416	+2.230	26.345	44.936	34.135
23	17:00:52.997	1:52.019	+8.833	32.948	47.221	31.850

(7

STCC Anderstorp

Swedish GT

Anderstorp 4,025 Km

Test

01.09.2017 16:00

Practice (1:00:00 Time) started at 16:00:00

Lap	Time of Day	Lap Tm	Diff	S1 Tm	S2 Tm	S3 Tm	Lap	Time of Day	Lap Tm	Diff	S1 Tm	S2 Tm	S3 Tm
1	16:04:24.088	1:52.376	+7.275	28.360	49.275	34.741							
2	16:06:10.596	1:46.508	+1.407	26.952	46.231	33.325							
3	16:07:58.467	1:47.871	+2.770	26.448	48.934	32.489							
4	16:09:43.813	1:45.346	+0.245	26.421	45.923	33.002							
5	16:11:29.063	1:45.250	+0.149	26.311	45.964	32.975							
6	16:13:14.987	1:45.924	+0.823	26.445	46.318	33.161							
p7	16:15:00.787	1:45.800	+0.699	26.657	46.165								
8	16:19:02.082	4:01.295	+2:16.194		47.607	34.339							
9	16:20:50.128	1:48.046	+2.945	27.071	46.892	34.083							
10	16:22:36.375	1:46.247	+1.146	26.483	46.509	33.255							
11	16:24:21.476	1:45.101		26.584	45.627	32.890							
12	16:26:06.760	1:45.284	+0.183	26.280	46.035	32.969							
p13	16:27:49.997	1:43.237	-1.864	26.355	45.814								
14	16:41:45.735	13:55.738	-12:10.637		46.645	33.111							
p15	16:43:34.663	1:48.928	+3.827	27.213	47.640								
16	16:46:15.700	2:41.037	+55.936		46.214	32.653							
17	16:48:03.090	1:47.390	+2.289	26.512	48.917	31.961							
18	16:49:48.341	1:45.251	+0.150	26.484	46.216	32.551							
19	16:55:04.276	5:15.935	+3:30.834	26.648	46.292	32.487							
20	16:56:49.525	1:45.249	+0.148	26.288	45.970	32.991							
21	16:58:34.935	1:45.410	+0.309	26.268	46.485	32.657							
22	17:00:20.436	1:45.501	+0.400	26.338	46.046	33.117							

(195) C.Hobohm/M.Santoponte

1	16:26:58.311	10:12.837	+8:25.136	28.895	49.181	35.699							
2	16:30:39.738	3:41.427	+1:53.726	27.848	47.822	35.552							
3	16:32:30.862	1:51.124	+3.423	27.007	47.539	36.578							
4	16:52:43.596	20:12.734	-18:25.033	27.279	47.202	35.425							
5	16:54:31.297	1:47.701		26.897	47.048	33.756							
6	16:56:19.897	1:48.600	+0.899	27.406	47.393	33.801							
7	16:58:08.754	1:48.857	+1.156	26.680	48.232	33.945							
8	16:59:58.214	1:49.460	+1.759	27.196	48.159	34.105							
9	17:01:47.198	1:48.984	+1.283	26.756	47.301	34.927							



STCC Anderstorp

Swedish GT

Anderstorp 4,025 Km

Qualifying PRO

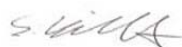
02.09.2017 13:30

Qualifying (14:00 Time) started at 13:30:02

Pos	No.	Name	Entrant	Make	Nat./Club	Laps	Best Tm	Diff	In Lap	2nd Best
1	99	I. Mattsson/F.Larsson (A)	Mattssons Fasteners	Ferrari 488	SWE-	5	1:33.585		3	1:33.610
2	13	C.P.Bernadotte/N.Catsbu	Polestar Cyan Racing	Volvo S60	SWE-KAK/KMF	8	1:33.984	0.399	5	1:34.323
3	72	M.EK Tidstrand/R.Kressn		Ferrari 488 Challe	SWE-Tierp Motorpark/	9	1:34.273	0.688	5	1:34.713
4	98	J.Brunstedt (A)	JB Motorsport	Audi R8 LMS	SWE-SSK	7	1:34.303	0.718	7	1:35.168
5	25	P.Eriksson/ O.Palm (A)		Porsche Carrera	SWE-KAK/Hyllinge MS	5	1:34.823	1.238	5	1:35.228
6	195	C.Hobohm/M.Santoponte		Ferrari 458 Challe	SWE-Sportvagnsklubb	7	1:35.141	1.556	4	1:35.162
7	127	T.Lindroth/P.Baron (A)		Ferrari 458	SWE-Mantorp MK	7	1:35.761	2.176	7	1:35.924
8	20	S.Blomqvist/P.Blomqvist	Mtech Competition	Porsche 911 Cup	SWE-	8	1:36.440	2.855	7	1:36.864
9	88	E.Behrens/D.Roos (B)	ALFAB Racing	McLaren 570S GT-	SWE-PCS-R/SMK Sunc	4	1:37.648	4.063	4	1:38.359
10	45	K.Andero (A)		Porsche 997 Cup	SWE-SSK	6	1:38.072	4.487	6	1:38.656
11	73	R.Jensen (A)		Ferrari 488 Challe	SWE-Rättvik RK	8	1:39.223	5.638	8	1:39.344
12	29	E.Persson/C.Lindholm (B)		Porsche GT4	SWE-Karlskoga MF	5	1:39.364	5.779	5	1:39.530
13	7	K.Mäkinen/O.Krüger (A)		Maserati MC Grar	SWE-Team 13/Linköpi	6	1:39.582	5.997	4	1:41.227
14	60	F.Århage (B)		Porsche 997 Cup	SWE-Katrineholms MK	6	1:40.274	6.689	5	1:40.517
15	31	M.Söderholm/H.Söderho	RMS AB	Porsche 997 GT4	SWE-	8	1:40.645	7.060	6	1:40.949
16	21	H. Ricknaes/P.G. Anders:	Rental Mobile Service AB	Porsche Cayman	SWE-Falkenberg MK	8	1:40.914	7.329	8	1:41.037
17	52	D.Palma/R. Nilsson (B)		Lotus Exige Cup I	SWE-MK Skandia	8	1:43.299	9.714	8	1:43.617

Announcements

Weather: cloudy 15 degrees dry track



STCC Anderstorp

Swedish GT

Anderstorp 4,025 Km

Qualifying PRO

02.09.2017 13:30

Qualifying (14:00 Time) started at 13:30:02

Lap	Time of Day	Lap Tm	Diff	S1 Tm	S2 Tm	S3 Tm
(99) I. Mattsson/F.Larsson (A)						
1	13:32:21.309	1:53.003	+19.418		44.755	30.267
2	13:33:56.488	1:35.179	+1.594	24.152	41.673	29.354
3	13:35:30.073	1:33.585		23.615	40.857	29.113
4	13:37:03.683	1:33.610	+0.025	23.577	40.837	29.196
p5	13:39:05.970	2:02.287	+28.702	23.819	42.427	

Lap	Time of Day	Lap Tm	Diff	S1 Tm	S2 Tm	S3 Tm
(13) C.P.Bernadotte/N.Catsburg (A)						
1	13:32:15.184	1:53.732	+19.748		45.960	31.445
2	13:33:50.612	1:35.428	+1.444	24.646	41.308	29.474
3	13:35:25.711	1:35.099	+1.115	24.561	41.059	29.479
4	13:37:00.034	1:34.323	+0.339	24.470	40.802	29.051
5	13:38:34.018	1:33.984		24.377	40.694	28.913
6	13:40:10.075	1:36.057	+2.073	24.451	40.671	30.935
7	13:41:47.906	1:37.831	+3.847	24.646	41.788	31.397
8	13:43:22.802	1:34.896	+0.912	24.395	40.859	29.642

Lap	Time of Day	Lap Tm	Diff	S1 Tm	S2 Tm	S3 Tm
(72) M.EK Tidstrand/R.Kressner (A)						
1	13:32:26.478	2:00.039	+25.766		47.987	31.404
2	13:34:04.099	1:37.621	+3.348	24.256	42.537	30.828
3	13:35:39.949	1:35.850	+1.577	24.244	41.897	29.709
4	13:37:14.662	1:34.713	+0.440	23.729	41.340	29.644
5	13:38:48.935	1:34.273		23.632	41.105	29.536
6	13:40:23.756	1:34.821	+0.548	23.438	41.776	29.607
7	13:41:58.905	1:35.149	+0.876	23.577	41.874	29.698
8	13:43:33.927	1:35.022	+0.749	23.559	41.578	29.885
9	13:45:08.855	1:34.928	+0.655	23.728	41.461	29.739

Lap	Time of Day	Lap Tm	Diff	S1 Tm	S2 Tm	S3 Tm
(98) J.Brunstedt (A)						
1	13:32:08.882	1:57.577	+23.274		45.865	30.988
2	13:33:44.267	1:35.385	+1.082	24.599	41.345	29.441
3	13:35:20.348	1:36.081	+1.778	24.559	41.904	29.618
4	13:36:55.516	1:35.168	+0.865	24.475	41.344	29.349
5	13:38:31.012	1:35.496	+1.193	24.172	41.539	29.785
6	13:40:06.257	1:35.245	+0.942	24.589	41.237	29.419
7	13:41:40.560	1:34.303		24.215	40.942	29.146

Lap	Time of Day	Lap Tm	Diff	S1 Tm	S2 Tm	S3 Tm
(25) P.Eriksson/ O.Palm (A)						
1	13:32:23.697	1:59.213	+24.390		48.530	31.152
2	13:34:01.491	1:37.794	+2.971	24.680	43.182	29.932
3	13:35:36.719	1:35.228	+0.405	24.257	41.607	29.364
4	13:37:12.181	1:35.462	+0.639	24.127	41.622	29.713
5	13:38:47.004	1:34.823		24.182	41.276	29.365

Lap	Time of Day	Lap Tm	Diff	S1 Tm	S2 Tm	S3 Tm
(195) C.Hobohm/M.Santoponte (A)						
1	13:32:18.751	2:00.901	+25.760		48.879	33.934
2	13:33:59.162	1:40.411	+5.270	25.671	44.385	30.355
3	13:35:34.960	1:35.798	+0.657	24.136	41.981	29.681
4	13:37:10.101	1:35.141		24.001	41.590	29.550
5	13:38:45.286	1:35.185	+0.044	24.005	41.565	29.615
6	13:40:29.464	1:44.178	+9.037	24.532	47.963	31.683
7	13:42:04.626	1:35.162	+0.021	24.015	41.599	29.548

Lap	Time of Day	Lap Tm	Diff	S1 Tm	S2 Tm	S3 Tm
(127) T.Lindroth/P.Baron (A)						
1	13:32:39.078	2:10.078	+34.317		50.741	36.345
p2	13:36:51.548	4:12.470	+2:36.709	27.143	49.388	
3	13:38:35.812	1:44.264	+8.503		43.686	31.989
4	13:40:11.736	1:35.924	+0.163	24.157	41.843	29.924
5	13:41:56.297	1:44.561	+8.800	24.058	43.396	37.107
6	13:43:32.460	1:36.163	+0.402	24.293	42.052	29.818
7	13:45:08.221	1:35.761		24.281	41.664	29.816

Lap	Time of Day	Lap Tm	Diff	S1 Tm	S2 Tm	S3 Tm
(20) S.Blomqvist/P.Blomqvist (A)						
1	13:32:21.049	2:00.726	+24.286		48.231	34.002
2	13:34:03.867	1:42.818	+6.378	26.076	45.586	31.156
3	13:35:42.926	1:39.059	+2.619	25.547	43.345	30.167
4	13:37:22.914	1:39.988	+3.548	24.529	41.851	33.608
5	13:39:00.113	1:37.199	+0.759	23.959	42.507	30.733
6	13:40:36.977	1:36.864	+0.424	24.244	42.313	30.307
7	13:42:13.417	1:36.440		24.196	42.176	30.068
8	13:43:51.578	1:38.161	+1.721	24.150	42.455	31.556

Lap	Time of Day	Lap Tm	Diff	S1 Tm	S2 Tm	S3 Tm
(88) E.Behrens/D.Roos (B)						

Lap	Time of Day	Lap Tm	Diff	S1 Tm	S2 Tm	S3 Tm
p1	13:34:07.942	3:33.570	+1:55.922			50.569
2	13:35:54.211	1:46.269	+8.621			43.909
3	13:37:32.570	1:38.359	+0.711	24.865		43.371
4	13:39:10.218	1:37.648		24.828	42.842	29.978

Lap	Time of Day	Lap Tm	Diff	S1 Tm	S2 Tm	S3 Tm
(45) K.Andero (A)						
1	13:32:33.651	2:06.257	+28.185		49.590	34.935
2	13:34:18.030	1:44.379	+6.307	25.690	46.076	32.613
3	13:36:02.299	1:44.269	+6.197	26.214	45.810	32.245
4	13:37:41.406	1:39.107	+1.035	25.302	43.238	30.567
5	13:39:20.062	1:38.656	+0.584	24.795	43.787	30.074
6	13:40:58.134	1:38.072		24.464	42.706	30.902

Lap	Time of Day	Lap Tm	Diff	S1 Tm	S2 Tm	S3 Tm
(73) R.Jensen (A)						
1	13:32:32.259	2:09.047	+29.824		54.118	35.137
2	13:34:17.070	1:44.811	+5.588	25.744	47.056	32.011
3	13:35:57.083	1:40.013	+0.790	24.612	44.294	31.107
4	13:37:37.123	1:40.040	+0.817	24.143	44.389	31.508
5	13:39:16.472	1:39.349	+0.126	24.385	43.450	31.514
6	13:40:56.476	1:40.004	+0.781	24.330	44.106	31.568
7	13:42:35.820	1:39.344	+0.121	24.530	43.448	31.366
8	13:44:15.043	1:39.223		24.240	43.740	31.243

Lap	Time of Day	Lap Tm	Diff	S1 Tm	S2 Tm	S3 Tm
(29) E.Persson/C.Lindholm (B)						
1	13:32:57.684	2:17.902	+38.538		55.069	37.200
2	13:34:42.051	1:44.367	+5.003	27.061	46.261	31.045
3	13:36:27.695	1:45.644	+6.280	25.619	43.316	36.709
4	13:38:07.225	1:39.530	+0.166	25.729	42.879	30.922
5	13:39:46.589	1:39.364		25.939	42.954	30.471

Lap	Time of Day	Lap Tm	Diff	S1 Tm	S2 Tm	S3 Tm
(7) K.Mäkinen/O.Kröger (A)						
1	13:33:02.121	2:18.900	+39.318		55.661	37.107
2	13:34:47.999	1:45.878	+6.296	27.654	46.631	31.593
3	13:36:29.226	1:41.227	+1.645	26.134	44.019	31.074
4	13:38:08.808	1:39.582		25.809	43.241	30.532
5	13:39:53.233	1:44.425	+4.843	25.816	47.690	30.919
6	13:41:35.591	1:42.358	+2.776	25.935	44.127	32.296

Lap	Time of Day	Lap Tm	Diff	S1 Tm	S2 Tm	S3 Tm
(60) F.Ärhage (B)						
1	13:32:52.853	2:21.863	+41.589		53.438	37.532
2	13:34:37.443	1:44.590	+4.316	26.190	46.410	31.990
3	13:36:21.948	1:44.505	+4.231	25.703	46.437	32.365
4	13:38:02.504	1:40.556	+0.282	25.464	44.082	31.010
5	13:39:42.778	1:40.274		25.511	43.842	30.921
6	13:41:23.295	1:40.517	+0.243	25.350	44.327	30.840

Lap	Time of Day	Lap Tm	Diff	S1 Tm	S2 Tm	S3 Tm
(31) M.Söderholm/H.Söderholm (B)						
1	13:33:04.610	2:19.684	+39.039		55.537	35.364
2	13:34:51.380	1:46.770	+6.125	26.868	47.421	32.481
3	13:36:33.627	1:42.247	+1.602	25.670	44.970	31.607
4	13:38:15.022	1:41.395	+0.750	25.464	44.773	31.158
5	13:39:55.971	1:40.949	+0.304	25.432	44.552	30.965
6	13:41:36.616	1:40.645		25.482	44.288	30.875
7	13:43:22.549	1:45.933	+5.288	25.568	45.540	34.825
8	13:45:04.511	1:41.962	+1.317	25.572	44.647	31.743

Lap	Time of Day	Lap Tm	Diff	S1 Tm	S2 Tm	S3 Tm
(21) H. Ricknaes/P.G. Andersson (B)						
1						

STCC Anderstorp

Swedish GT

Anderstorp 4,025 Km

Qualifying PRO

02.09.2017 13:30

Qualifying (14:00 Time) started at 13:30:02

Lap	Time of Day	Lap Tm	Diff	S1 Tm	S2 Tm	S3 Tm	Lap	Time of Day	Lap Tm	Diff	S1 Tm	S2 Tm	S3 Tm
8	13:45:02.497	1:43.299		26.093	45.310	31.896							



STCC Anderstorp

Swedish GT

Anderstorp 4,025 Km

Qualifying AM

02.09.2017 13:46

Qualifying (14:00 Time) started at 13:46:07

Pos	No.	Name	Entrant	Make	Nat./Club	Laps	Best Tm	Diff	In Lap	2nd Best
1	99	I. Mattsson/F.Larsson (A)	Mattssons Fasteners	Ferrari 488	SWE-	7	1:34.807		5	1:34.957
2	98	J.Brunstedt (A)	JB Motorsport	Audi R8 LMS	SWE-SSK	7	1:35.887	1.080	5	1:35.895
3	72	M.EK Tidstrand/R.Kressn		Ferrari 488 Challe	SWE-Tierp Motorpark/	6	1:36.007	1.200	5	1:36.032
4	73	R.Jensen (A)		Ferrari 488 Challe	SWE-Rättvik RK	6	1:37.079	2.272	6	1:38.431
5	13	C.P.Bernadotte/N.Catsbu	Polestar Cyan Racing	Volvo S60	SWE-KAK/KMF	8	1:37.337	2.530	5	1:37.349
6	45	K.Andero (A)		Porsche 997 Cup	SWE-SSK	6	1:37.857	3.050	6	1:38.233
7	25	P.Eriksson/ O.Palm (A)		Porsche Carrera	SWE-KAK/Hyllinge MS	6	1:37.913	3.106	6	1:37.985
8	127	T.Lindroth/P.Baron (A)		Ferrari 458	SWE-Mantorp MK	6	1:38.565	3.758	3	1:38.574
9	88	E.Behrens/D.Roos (B)	ALFAB Racing	McLaren 570S GT	SWE-PCS-R/SMK Sunc	8	1:38.812	4.005	3	1:39.415
10	29	E.Persson/C.Lindholm (B)		Porsche GT4	SWE-Karlskoga MF	4	1:39.761	4.954	3	1:40.384
11	20	S.Blomqvist/P.Blomqvist	Mtech Competition	Porsche 911 Cup	SWE-	7	1:40.156	5.349	2	1:40.253
12	60	F.Århage (B)		Porsche 997 Cup	SWE-Katrineholms MK	6	1:40.723	5.916	4	1:40.905
13	7	K.Mäkinen/O.Krüger (A)		Maserati MC Grar	SWE-Team 13/Linköpi	6	1:41.147	6.340	6	1:41.224
14	21	H. Ricknaes/P.G. Anders	Rental Mobile Service AB	Porsche Cayman	SWE-Falkenberg MK	5	1:41.698	6.891	5	1:42.273
15	31	M.Söderholm/H.Söderho	RMS AB	Porsche 997 GT4	SWE-	6	1:42.959	8.152	5	1:43.255
16	52	D.Palma/R. Nilsson (B)		Lotus Exige Cup I	SWE-MK Skandia	6	1:44.572	9.765	3	1:44.723
17	195	C.Hobohm/M.Santopont		Ferrari 458 Challe	SWE-Sportvagnsklubb	7	1:48.333	13.526	2	1:49.292



STCC Anderstorp

Swedish GT

Anderstorp 4,025 Km

Qualifying AM

02.09.2017 13:46

Qualifying (14:00 Time) started at 13:46:07

Lap	Time of Day	Lap Tm	Diff	S1 Tm	S2 Tm	S3 Tm
(99) I. Mattsson/F.Larsson (A)						
1	13:49:41.445	1:50.448	+15.641		45.646	30.523
2	13:51:19.211	1:37.766	+2.959	23.798	42.228	31.740
3	13:52:56.654	1:37.443	+2.636	24.645	43.010	29.788
4	13:54:31.611	1:34.957	+0.150	23.872	41.299	29.786
5	13:56:06.418	1:34.807		23.847	41.387	29.573
6	13:57:41.855	1:35.437	+0.630	23.819	41.632	29.986
p7	13:59:43.474	2:01.619	+26.812	23.814	42.259	

(98) J.Brunstedt (A)						
1	13:49:48.855	1:54.678	+18.791		46.881	30.921
2	13:51:26.773	1:37.918	+2.031	24.677	43.496	29.745
3	13:53:23.338	1:56.565	+20.678	24.267	51.222	41.076
4	13:55:11.850	1:48.512	+12.625	24.883	42.737	40.892
5	13:56:47.737	1:35.887		24.542	41.733	29.612
6	13:58:34.812	1:47.075	+11.188	27.835	47.534	31.706
7	14:00:10.707	1:35.895	+0.008	24.635	42.087	29.173

(72) M.EK Tidstrand/R.Kressner (A)						
1	13:52:40.786	1:53.158	+17.151		44.731	30.987
2	13:54:17.865	1:37.079	+1.072	24.008	42.485	30.586
3	13:55:53.897	1:36.032	+0.025	23.601	41.876	30.555
4	13:57:30.351	1:36.454	+0.447	23.896	42.456	30.102
5	13:59:06.358	1:36.007		23.808	42.077	30.122
6	14:00:42.573	1:36.215	+0.208	24.029	41.958	30.228

(73) R.Jensen (A)						
1	13:51:20.301	2:12.049	+34.970		50.617	40.248
2	13:53:04.427	1:44.126	+7.047	25.916	45.992	32.218
3	13:54:43.796	1:39.369	+2.290	24.472	43.492	31.405
4	13:56:22.227	1:38.431	+1.352	24.203	43.577	30.651
5	13:58:01.265	1:39.038	+1.959	24.218	43.861	30.959
6	13:59:38.344	1:37.079		24.108	42.727	30.244

(13) C.P.Bernadotte/N.Catsburg (A)						
1	13:49:51.698	1:53.114	+15.777		45.295	31.516
2	13:51:30.920	1:39.222	+1.885	25.061	42.759	31.402
3	13:53:11.705	1:40.785	+3.448	25.196	43.799	31.790
4	13:54:53.277	1:41.572	+4.235	25.300	45.239	31.033
5	13:56:30.614	1:37.337		24.780	42.247	30.310
6	13:58:08.678	1:38.064	+0.727	25.170	42.312	30.582
7	13:59:46.027	1:37.349	+0.012	24.838	42.249	30.262
8	14:01:24.558	1:38.531	+1.194	25.052	42.884	30.595

(45) K.Andero (A)						
1	13:49:50.840	1:54.764	+16.907		45.605	30.949
2	13:51:30.341	1:39.501	+1.644	24.720	42.843	31.938
3	13:53:12.201	1:41.860	+4.003	25.314	43.871	32.675
4	13:54:53.945	1:41.744	+3.887	25.088	45.282	31.374
5	13:56:32.178	1:38.233	+0.376	24.718	42.922	30.593
6	13:58:10.035	1:37.857		24.651	42.764	30.442

(25) P.Eriksson/ O.Palm (A)						
1	13:48:07.652	1:52.591	+14.678		45.591	31.004
2	13:49:46.641	1:38.989	+1.076	24.847	43.668	30.474
3	13:51:25.182	1:38.541	+0.628	24.609	43.556	30.376
4	13:53:06.968	1:41.786	+3.873	24.834	45.279	31.673
5	13:54:44.953	1:37.985	+0.072	24.971	42.661	30.353
6	13:56:22.866	1:37.913		24.810	42.705	30.398

(127) T.Lindroth/P.Baron (A)						
1	13:51:18.699	1:48.820	+10.255		44.072	33.145
2	13:53:00.017	1:41.318	+2.753	24.884	45.634	30.800
3	13:54:38.582	1:38.565		24.525	43.309	30.731
4	13:56:18.263	1:39.681	+1.116	24.845	44.171	30.665
5	13:57:56.837	1:38.574	+0.009	24.766	43.003	30.805
6	13:59:35.765	1:38.928	+0.363	24.958	43.296	30.674

(88) E.Behrens/D.Roos (B)						
1	13:49:14.010	2:10.322	+31.510		46.828	37.518
2	13:50:53.460	1:39.450	+0.638	25.381	43.370	30.699
3	13:52:32.272	1:38.812		24.718	42.824	31.270
4	13:54:11.876	1:39.604	+0.792	25.164	43.582	30.858

Lap	Time of Day	Lap Tm	Diff	S1 Tm	S2 Tm	S3 Tm
5	13:55:51.291	1:39.415	+0.603	25.032	43.446	30.937
6	13:57:32.540	1:41.249	+2.437	25.477	44.305	31.467
7	13:59:12.985	1:40.445	+1.633	25.238	43.753	31.454
8	14:00:54.548	1:41.563	+2.751	26.847	43.751	30.965

(29) E.Persson/C.Lindholm (B)						
1	13:49:17.191	2:07.200	+27.439		48.095	37.629
2	13:50:57.575	1:40.384	+0.623	25.860	43.699	30.825
3	13:52:37.336	1:39.761		25.672	43.279	30.810
p4	13:59:30.235	6:52.899	+5:13.138	26.190	45.658	

(20) S.Blomqvist/P.Blomqvist (A)						
1	13:50:01.886	1:50.333	+10.177		45.321	31.957
2	13:51:42.042	1:40.156		24.987	44.089	31.080
3	13:53:22.469	1:40.427	+0.271	24.953	43.884	31.590
4	13:55:02.937	1:40.468	+0.312	24.790	44.283	31.395
5	13:56:43.306	1:40.369	+0.213	24.868	44.089	31.412
6	13:58:23.559	1:40.253	+0.097	25.008	44.085	31.160
7	14:00:04.255	1:40.696	+0.540	24.969	44.705	31.022

(60) F.Ärhage (B)						
1	13:49:30.604	1:56.342	+15.619		46.271	32.069
2	13:51:15.439	1:44.835	+4.112	26.354	45.422	33.059
3	13:52:56.344	1:40.905	+0.182	25.745	44.095	31.065
4	13:54:37.067	1:40.723		25.888	43.887	30.948
5	13:56:19.558	1:42.491	+1.768	25.761	45.426	31.304
p6	14:00:11.764	3:52.206	+2:11.483	25.732	45.349	

(7) K.Mäkinen/O.Krüger (A)						
1	13:52:15.660	1:55.066	+13.919		47.798	32.034
2	13:53:58.748	1:43.088	+1.941	26.303	45.033	31.752
3	13:55:41.358	1:42.610	+1.463	26.244	44.741	31.625
4	13:57:23.847	1:42.489	+1.342	26.514	44.889	31.086
5	13:59:05.071	1:41.224	+0.077	26.156	44.063	31.005
6	14:00:46.218	1:41.147		26.114	44.092	30.941

(21) H. Ricknaes/P.G. Andersson (B)						
1	13:53:08.760	1:55.983	+14.285		47.755	32.225
2	13:54:59.838	1:51.078	+9.380	26.820	49.529	34.729
3	13:56:42.657	1:42.819	+1.121	26.312	44.880	31.627
4	13:58:24.930	1:42.273	+0.575	26.168	44.812	31.293
5	14:00:06.628	1:41.698		26.064	44.443	31.191

(31) M.Söderholm/H.Söderholm (B)						
1	13:51:58.138	1:54.428	+11.469		47.802	32.607
2	13:53:42.927	1:44.789	+1.830	25.985	46.728	32.076
3	13:55:26.182	1:43.255	+0.296	25.851	45.159	32.245
4	13:57:09.660	1:43.478	+0.519	25.719	45.457	32.302
5	13:58:52.619	1:42.959		25.859	45.407	31.693
6	14:00:36.293	1:43.674	+0.715	25.874	45.594	32.206

(52) D.Palma/R. Nilsson (B)						
1	13:51:29.882	1:55.508	+10.936		48.822	32.389
2	13:53:16.000	1:46.118	+1.546	26.500	46.222	33.396
3	13:55:00.572	1:44.572		26.422	45.675	32.475
4	13:56:45.319	1:44.747	+0.175	26.126	46.013	32.608
5	13:58:30.042	1:44.723	+0.151	26.273	45.216	33.234
6	14:00:14.978	1:44.936	+0.364	26.561	45.779	32.596

(195) C.Hobohm/M.Santoponte (A)						
1	13:49:30.203	1:57.608	+9.275		48.278	33.671
2	13:51:18.536	1:48.333		25.774	46.235	36.324
3	13:53:07.828	1:49.292	+0.959	27.277	47.662	34.353
4	13:54:57.215	1:49.387	+1.054	26.672	47.886	34.829
p5	13:58:07.708	3:10.493	+1:22.160	25.939	46.640	
6	14:00:03.314	1:55.606	+7.273		47.380	35.167
7	14:01:52.928	1:49.614	+1.281	27.103	47.193	35.318

STCC Anderstorp

Swedish GT

Anderstorp 4,025 Km

Heat 1

02.09.2017 16:20

Race (35:00 and 1 Laps)

POLE POSITION

2 13 C.P.Bernadotte/N.Catsburg (A) 1:33.984
4 98 J.Brunstedt (A) 1:34.303
6 195 C.Hobohm/M.Santoponte (A) 1:35.141
8 20 S.Blomqvist/P.Blomqvist (A) 1:36.440
10 45 K.Andero (A) 1:38.072
12 29 E.Persson/C.Lindholm (B) 1:39.364
14 60 F.Århage (B) 1:40.274
16 21 H. Ricknaes/P.G. Andersson (B) 1:40.914

1 99 I. Mattsson/F.Larsson (A) 1:33.585
3 72 M.EK Tidstrand/R.Kressner (A) 1:34.273
5 25 P.Eriksson/ O.Palm (A) 1:34.823
7 127 T.Lindroth/P.Baron (A) 1:35.761
9 88 E.Behrens/D.Roos (B) 1:37.648
11 73 R.Jensen (A) 1:39.223
13 7 K.Mäkinen/O.Krüger (A) 1:39.582
15 31 M.Söderholm/H.Söderholm (B) 1:40.645
17 52 D.Palma/R. Nilsson (B) 1:43.299

1
2
3
4
5
6
7
8
9

STCC Anderstorp

Swedish GT

Anderstorp 4,025 Km

Heat 2

03.09.2017 15:05

Race (28:00 and 1 Laps)

POLE POSITION

2 98 J.Brunstedt (A) 1:35.887
4 73 R.Jensen (A) 1:37.079
6 45 K.Andero (A) 1:37.857
8 127 T.Lindroth/P.Baron (A) 1:38.565
10 29 E.Persson/C.Lindholm (B) 1:39.761
12 60 F.Århage (B) 1:40.723
14 21 H.Ricknaes/P.G. Andersson (B) 1:41.698
16 52 D.Palma/R. Nilsson (B) 1:44.572

1 99 I. Mattsson/F.Larsson (A) 1:34.807
3 72 M.EK Tidstrand/R.Kressner (A) 1:36.007
5 13 C.P.Bernadotte/N.Catsburg (A) 1:37.337
7 25 P.Eriksson/ O.Palm (A) 1:37.913
9 88 E.Behrens/D.Roos (B) 1:38.812
11 20 S.Blomqvist/P.Blomqvist (A) 1:40.156
13 7 K.Mäkinen/O.Krüger (A) 1:41.147
15 31 M.Söderholm/H.Söderholm (B) 1:42.959
17 195 C.Hobohm/M.Santoponte (A) 1:48.333

1
2
3
4
5
6
7
8
9

STCC Anderstorp

Swedish GT

Anderstorp 4,025 Km

Heat 1

02.09.2017 16:20

Race (35:00 and 1 Laps) started at 16:35:25

Pos	No.	Name	Entrant	Make	Nat./Club	Total Tm	Laps	Diff	Best Tm
1	99	I. Mattsson/F.Larsson (A)	Mattssons Fasteners	Ferrari 488	SWE-	35:50.115	19		1:34.346
2	72	M.EK Tidstrand/R.Kressner (A)		Ferrari 488 Challenge	SWE-Tierp Motorpark/.	36:12.545	19	22.430	1:35.084
3	25	P.Eriksson/ O.Palm (A)		Porsche Carrera	SWE-KAK/Hyllinge MS	36:40.027	19	49.912	1:36.130
4	20	S.Blomqvist/P.Blomqvist (A)	Mtech Competition	Porsche 911 Cup Gen	SWE-	36:40.508	19	50.393	1:36.621
5	127	T.Lindroth/P.Baron (A)		Ferrari 458	SWE-Mantorp MK	36:41.437	19	51.322	1:37.329
6	88	E.Behrens/D.Roos (B)	ALFAB Racing	Mclaren 570S GT4	SWE-PCS-R/SMK Sund	37:07.358	19	1:17.243	1:38.969
7	29	E.Persson/C.Lindholm (B)		Porsche GT4	SWE-Karlskoga MF	37:10.542	19	1:20.427	1:40.197
8	21	H. Ricknaes/P.G. Andersson (B)	Rental Mobile Service AB	Porsche Cayman GT4	SWE-Falkenberg MK	35:51.272	18	1 Lap	1:41.336
9	60	F.Århage (B)		Porsche 997 Cup	SWE-Katrineholms MK	36:04.600	18	1 Lap	1:41.108
10	31	M.Söderholm/H.Söderholm (B)	RMS AB	Porsche 997 GT4 Cup	SWE-	36:06.981	18	1 Lap	1:41.205
11	7	K.Mäkinen/O.Krüger (B)		Maserati MC Gran Turi	SWE-Team 13/Linköpir	36:30.130	18	1 Lap	1:43.525
12	195	C.Hobohm/M.Santoponte (A)		Ferrari 458 Challenge	SWE-Sportvagnsklubbr	36:31.220	17	2 Laps	1:36.144
13	13	C.P.Bernadotte/N.Catsburg (A)	Polestar Cyan Racing	Volvo S60	SWE-KAK/KMF	31:11.489	16	3 Laps	1:34.973
14	45	K.Andero (A)		Porsche 997 Cup	SWE-SSK	31:41.199	16	3 Laps	1:38.908
Not classified (70% = 13 Laps)									
	73	R.Jensen (A)		Ferrari 488 Challenge	SWE-Rättvik RK				
	52	D.Palma/R. Nilsson (B)		Lotus Exige Cup R	SWE-MK Skandia				
EXC	98	J.Brunstedt (A)	JB Motorsport	Audi R8 LMS	SWE-SSK	27:53.451	14	EXC	1:36.838

Announcements

These results are provisional until the conclusion of any judicial and technical matters!

Weather: cloudy 14 degrees dry track

pit line window open

#60; 98 stop and go penalty 2 sec.

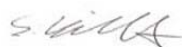
#98 excluded; missing stop and go

Margin of Victory	Ø km/h	Best Lap Tm	km/h	Best Lap by
22.430	128,044	1:34.346	153,584	99 - I. Mattsson/F.Larsson (A)

Official Timing mwraceconsulting.com

Orbits

Timekeeping S.Kirchhof:



Clerk of the course Martin Fredriksson:

Steward Stefan Örtengren:

Secretary of the meeting Matilda Eriksson:

L



STCC Anderstorp

Swedish GT

Anderstorp 4,025 Km

Heat 1

02.09.2017 16:20

Race (35:00 and 1 Laps) started at 16:35:25

Pos	No.	Name	Entrant	Make	Nat./Club	Total Tm	Laps	Diff	Best Tm
GTA									
1	99	I. Mattsson/F.Larsson (A)	Mattssons Fasteners	Ferrari 488	SWE-	35:50.115	19		1:34.346
2	72	M.EK Tidstrand/R.Kressner (A)		Ferrari 488 Challenge	SWE-Tierp Motorpark/J	36:12.545	19	22.430	1:35.084
3	25	P.Eriksson/ O.Palm (A)		Porsche Carrera	SWE-KAK/Hyllinge MS	36:40.027	19	49.912	1:36.130
4	20	S.Blomqvist/P.Blomqvist (A)	Mtech Competition	Porsche 911 Cup Gen	SWE-	36:40.508	19	50.393	1:36.621
5	127	T.Lindroth/P.Baron (A)		Ferrari 458	SWE-Mantorp MK	36:41.437	19	51.322	1:37.329
6	195	C.Hobohm/M.Santoponte (A)		Ferrari 458 Challenge	SWE-Sportvagnsklubbe	36:31.220	17	2 Laps	1:36.144
7	13	C.P.Bernadotte/N.Catsburg (A)	Polestar Cyan Racing	Volvo S60	SWE-KAK/KMF	31:11.489	16	3 Laps	1:34.973
8	45	K.Andero (A)		Porsche 997 Cup	SWE-SSK	31:41.199	16	3 Laps	1:38.908
Not classified (70% = 13 Laps)									
	73	R.Jensen (A)		Ferrari 488 Challenge	SWE-Rättvik RK				
EXC	98	J.Brunstedt (A)	JB Motorsport	Audi R8 LMS	SWE-SSK	27:53.451	14	EXC	1:36.838
GTB									
1	88	E.Behrens/D.Roos (B)	ALFAB Racing	Mclaren 570S GT4	SWE-PCS-R/SMK Sund:	37:07.358	19		1:38.969
2	29	E.Persson/C.Lindholm (B)		Porsche GT4	SWE-Karlskoga MF	37:10.542	19	3.184	1:40.197
3	21	H. Ricknaes/P.G. Andersson (B)	Rental Mobile Service AB	Porsche Cayman GT4	SWE-Falkenberg MK	35:51.272	18	1 Lap	1:41.336
4	60	F.Århage (B)		Porsche 997 Cup	SWE-Katrineholms MK	36:04.600	18	1 Lap	1:41.108
5	31	M.Söderholm/H.Söderholm (B)	RMS AB	Porsche 997 GT4 Cup	SWE-	36:06.981	18	1 Lap	1:41.205
6	7	K.Mäkinen/O.Krüger (B)		Maserati MC Gran Turi	SWE-Team 13/Linköpin	36:30.130	18	1 Lap	1:43.525
Not classified (70% = 13 Laps)									
	52	D.Palma/R. Nilsson (B)		Lotus Exige Cup R	SWE-MK Skandia				

Announcements

These results are provisional until the conclusion of any judicial and technical matters!

Weather: cloudy 14 degrees dry track

pit line window open

#60; 98 stop and go penalty 2 sec.

#98 excluded; missing stop and go

Margin of Victory	Ø km/h	Best Lap Tm	km/h	Best Lap by
22.430	128,044	1:34.346	153,584	99 - I. Mattsson/F.Larsson (A)

Official Timing mwraceconsulting.com

Orbits

Timekeeping S.Kirchhof:



Clerk of the course Martin Fredriksson:

Steward Stefan Örtengren:

Secretary of the meeting Matilda Eriksson:

L



STCC Anderstorp

Swedish GT

Anderstorp 4,025 Km

Heat 1

02.09.2017 16:20

Race (35:00 and 1 Laps) started at 16:35:25

Lap	Time of Day	Lap Tm	Diff	S1 Tm	S2 Tm	S3 Tm	Lap	Time of Day	Lap Tm	Diff	S1 Tm	S2 Tm	S3 Tm
(99) I. Mattsson/F.Larsson (A)													
1	16:36:58.877				41.573	29.351	10	16:57:02.013	1:45.541	+8.920		44.368	30.840
2	16:39:55.550	2:56.673	+1:22.327	41.744	1:23.785	51.144	11	16:58:42.072	1:40.059	+3.438	24.891	44.192	30.976
3	16:42:53.865	2:58.315	+1:23.969	43.956	1:14.481	59.878	12	17:00:21.983	1:39.911	+3.290	24.967	44.004	30.940
4	16:45:36.240	2:42.375	+1:08.029	42.335	1:15.008	45.032	13	17:02:02.562	1:40.579	+3.958	25.253	43.970	31.356
5	16:47:10.995	1:34.755	+0.409	23.999	41.316	29.440	14	17:03:42.493	1:39.931	+3.310	25.139	43.900	30.892
6	16:48:45.423	1:34.428	+0.082	23.805	41.180	29.443	15	17:05:22.412	1:39.919	+3.298	24.975	44.138	30.806
7	16:50:19.867	1:34.444	+0.098	23.884	41.247	29.313	16	17:07:01.993	1:39.581	+2.960	25.078	43.468	31.035
8	16:51:54.213	1:34.346		23.837	41.073	29.436	17	17:08:43.763	1:41.770	+5.149	24.938	45.267	31.565
9	16:53:28.869	1:34.656	+0.310	23.804	41.342	29.510	18	17:10:25.729	1:41.966	+5.345	24.931	45.774	31.261
p10	16:56:29.403	3:00.534	+1:26.188	23.843	41.672		19	17:12:06.300	1:40.571	+3.950	25.088	44.570	30.913
11	16:58:13.394	1:43.991	+9.645		42.961	30.851	(127) T.Lindroth/P.Baron (A)						
12	16:59:50.709	1:37.315	+2.969	24.422	42.434	30.459	1	16:37:02.369				43.228	29.937
13	17:01:28.072	1:37.363	+3.017	24.510	42.394	30.459	2	16:39:58.782	2:56.413	+1:19.084	40.671	1:24.089	51.653
14	17:03:05.485	1:37.413	+3.067	24.428	42.276	30.709	3	16:42:57.798	2:59.016	+1:21.687	42.978	1:14.783	1:01.255
15	17:04:42.444	1:36.959	+2.613	24.440	42.289	30.230	4	16:45:37.931	2:40.133	+1:02.804	42.528	1:13.237	44.368
16	17:06:19.600	1:37.156	+2.810	24.098	42.261	30.797	5	16:47:15.260	1:37.329		24.627	42.559	30.143
17	17:07:57.822	1:38.222	+3.876	24.133	43.587	30.502	6	16:48:53.036	1:37.776	+0.447	24.596	42.795	30.385
18	17:09:36.075	1:38.253	+3.907	24.641	43.039	30.573	7	16:50:30.447	1:37.411	+0.082	24.530	42.661	30.220
19	17:11:15.907	1:39.832	+5.486	24.179	44.120	31.533	p8	16:53:39.224	3:08.777	+1:31.448	24.746	43.212	
(72) M.EK Tidstrand/R.Kressner (A)													
1	16:37:00.253				42.294	29.597	9	16:55:24.716	1:45.492	+8.163		44.073	30.943
2	16:39:56.394	2:56.141	+1:21.057	41.302	1:23.680	51.159	10	16:57:05.282	1:40.566	+3.237	25.196	44.000	31.370
3	16:42:54.709	2:58.315	+1:23.231	43.850	1:14.598	59.867	11	16:58:45.896	1:40.614	+3.285	25.167	44.631	30.816
4	16:45:36.928	2:42.219	+1:07.135	42.226	1:15.018	44.975	12	17:00:26.034	1:40.138	+2.809	25.144	43.881	31.113
5	16:47:12.445	1:35.517	+0.433	24.055	41.816	29.646	13	17:02:05.542	1:39.508	+2.179	25.207	43.653	30.648
6	16:48:47.708	1:35.263	+0.179	23.780	41.715	29.768	14	17:03:45.007	1:39.465	+2.136	25.020	43.657	30.789
7	16:50:22.792	1:35.084		23.822	41.488	29.774	15	17:05:24.381	1:39.374	+2.045	24.929	43.618	30.827
8	16:51:58.066	1:35.274	+0.190	23.990	41.519	29.765	16	17:07:04.575	1:40.194	+2.865	25.128	44.162	30.904
p9	16:55:01.402	3:03.336	+1:28.252	23.931	41.558		17	17:08:45.516	1:40.941	+3.612	25.303	44.459	31.179
10	16:56:45.767	1:44.365	+9.281		42.714	31.035	18	17:10:26.491	1:40.975	+3.646	25.190	44.654	31.131
11	16:58:24.052	1:38.285	+3.201	24.349	43.001	30.935	19	17:12:07.229	1:40.738	+3.409	25.066	44.753	30.919
12	17:00:02.526	1:38.474	+3.390	24.321	43.101	31.052	(88) E.Behrens/D.Roos (B)						
13	17:01:40.539	1:38.013	+2.929	24.511	42.565	30.937	1	16:37:06.463				44.951	30.708
14	17:03:18.659	1:38.120	+3.036	24.479	42.571	31.070	2	16:40:02.679	2:56.216	+1:17.247	40.872	1:23.293	52.051
15	17:04:57.932	1:39.273	+4.189	24.394	43.643	31.236	3	16:43:03.007	3:00.328	+1:21.359	42.906	1:15.011	1:02.411
16	17:06:35.218	1:37.286	+2.202	24.161	42.506	30.619	4	16:45:40.203	2:37.196	+58.227	41.320	1:12.507	43.369
17	17:08:13.798	1:38.580	+3.496	24.487	42.916	31.177	5	16:47:20.455	1:40.252	+1.283	25.959	43.620	30.673
18	17:09:56.980	1:43.182	+8.098	24.471	44.406	34.305	6	16:48:59.424	1:38.969		25.035	43.316	30.618
19	17:11:38.337	1:41.357	+6.273	25.154	44.074	32.129	7	16:50:38.906	1:39.482	+0.513	25.110	43.740	30.962
(25) P.Eriksson/ O.Palm (A)													
1	16:37:03.201				43.336	30.135	8	16:52:18.705	1:39.799	+0.830	25.218	43.619	30.962
2	16:40:03.880	2:57.618	+1:21.488	42.313	1:23.232	52.073	p9	16:55:21.318	3:02.613	+1:23.644	25.333	43.891	
3	16:43:00.560	2:59.741	+1:23.611	43.042	1:15.179	1:01.520	10	16:57:10.518	1:49.200	+10.231		44.735	31.259
4	16:45:38.865	2:38.305	+1:02.175	41.811	1:12.997	43.497	11	16:58:51.479	1:40.961	+1.992	25.356	44.079	31.526
5	16:47:15.945	1:37.080	+0.950	24.698	42.256	30.126	12	17:00:34.784	1:43.305	+4.336	25.720	45.699	31.886
6	16:48:53.768	1:37.823	+1.693	24.469	42.677	30.677	13	17:02:17.326	1:42.542	+3.573	26.527	44.159	31.856
7	16:50:31.137	1:37.369	+1.239	24.357	42.707	30.305	14	17:03:58.818	1:41.492	+2.523	25.562	44.164	31.766
8	16:52:08.512	1:37.375	+1.245	24.479	42.878	30.018	15	17:05:40.331	1:41.513	+2.544	25.459	44.100	31.954
9	16:53:44.642	1:36.130		24.504	41.828	29.798	16	17:07:22.459	1:42.128	+3.159	25.578	44.631	31.919
p10	16:56:45.172	3:00.530	+1:24.400	24.491	41.997		17	17:09:06.111	1:43.652	+4.683	25.618	45.932	32.102
11	16:58:31.434	1:46.262	+10.132		43.863	31.100	18	17:10:49.604	1:43.493	+4.524	25.764	45.712	32.017
12	17:00:12.658	1:41.224	+5.094	24.930	44.977	31.317	19	17:12:33.150	1:43.546	+4.577	25.875	45.351	32.320
13	17:01:53.140	1:40.482	+4.352	25.337	43.637	31.508	(29) E.Persson/C.Lindholm (B)						
14	17:03:34.417	1:41.277	+5.147	25.573	44.197	31.507	1	16:37:08.699				45.073	31.414
15	17:05:14.191	1:39.774	+3.644	25.192	43.414	31.168	2	16:40:05.385	2:56.686	+1:16.489	41.379	1:24.077	51.230
16	17:06:53.728	1:39.537	+3.407	25.060	43.293	31.184	3	16:43:06.090	3:00.705	+1:20.508	43.537	1:14.556	1:02.612
17	17:08:37.266	1:43.538	+7.408	25.200	46.413	31.925	4	16:45:41.729	2:35.639	+55.442	41.123	1:12.132	42.384
18	17:10:22.069	1:44.803	+8.673	25.935	46.790	32.078	5	16:47:22.453	1:40.724	+0.527	26.210	43.625	30.889
19	17:12:05.819	1:43.750	+7.620	26.748	45.593	31.409	6	16:49:02.650	1:40.197		25.961	43.562	30.674
(20) S.Blomqvist/P.Blomqvist (A)													
1	16:37:06.836				45.663	30.760	7	16:50:43.314	1:40.664	+0.467	26.084	43.534	31.046
2	16:40:03.880	2:57.044	+1:20.423	41.495	1:23.357	52.192	8	16:52:24.235	1:40.921	+0.724	26.144	43.940	30.837
3	16:43:03.906	3:00.026	+1:23.405	42.596	1:15.199	1:02.231	p9	16:55:27.317	3:03.082	+1:22.885	26.248	43.843	
4	16:45:40.646	2:36.740	+1:00.119	41.707	1:12.317	42.716	10	16:57:14.279	1:46.962	+6.765		44.264	31.203
5	16:47:18.424	1:37.778	+1.157	25.128	42.787	29.863	11	16:58:55.653	1:41.374	+1.177	26.145	43.892	31.337
6	16:48:55.359	1:36.935	+0.314	24.245	42.335	30.355	12	17:00:37.583	1:41.930	+1.733	26.331	44.276	31.323
7	16:50:31.980	1:36.621		24.284	42.213	30.124	13	17:02:21.064	1:43.481	+3.284	26.952	45.209	31.320
8	1												

STCC Anderstorp

Swedish GT

Anderstorp 4,025 Km

Heat 1

02.09.2017 16:20

Race (35:00 and 1 Laps) started at 16:35:25

Lap	Time of Day	Lap Tm	Diff	S1 Tm	S2 Tm	S3 Tm
(21) H. Ricknaes/P.G. Andersson (B)						
1	16:37:10.053				45.421	31.454
2	16:40:07.571	2:57.518	+1:16.182	41.624	1:24.186	51.708
3	16:43:08.934	3:01.363	+1:20.027	44.171	1:14.470	1:02.722
4	16:45:42.882	2:33.948	+52.612	40.699	1:11.465	41.784
5	16:47:25.195	1:42.313	+0.977	26.227	44.579	31.507
6	16:49:07.057	1:41.862	+0.526	26.800	44.010	31.052
7	16:50:48.433	1:41.376	+0.040	26.197	31.381	
8	16:52:29.769	1:41.336		26.206	44.064	31.066
p9	16:55:30.673	3:00.904	+1:19.568	26.249	44.055	
10	16:57:19.845	1:49.172	+7.836		45.034	31.734
11	16:59:02.534	1:42.689	+1.353	26.442	44.785	31.462
12	17:00:45.196	1:42.662	+1.326	26.430	44.747	31.485
13	17:02:28.460	1:43.264	+1.928	26.376	44.853	32.035
14	17:04:12.452	1:43.992	+2.656	27.002	45.156	31.834
15	17:05:56.376	1:43.924	+2.588	26.766	45.306	31.852
16	17:07:40.683	1:44.307	+2.971	26.814	45.469	32.024
17	17:09:27.787	1:47.104	+5.768	26.908	47.766	32.430
18	17:11:17.064	1:49.277	+7.941	27.810	47.101	34.366

Lap	Time of Day	Lap Tm	Diff	S1 Tm	S2 Tm	S3 Tm
(60) F.Århave (B)						
1	16:37:09.611				46.210	31.383
2	16:40:06.604	2:56.993	+1:15.885	41.312	1:24.109	51.572
3	16:43:07.193	3:00.589	+1:19.481	43.547	1:14.609	1:02.433
4	16:45:42.547	2:35.354	+54.246	41.102	1:11.988	42.264
5	16:47:25.079	1:42.532	+1.424	25.971	44.822	31.739
6	16:49:06.497	1:41.418	+0.310	25.940	44.327	31.151
p7	16:52:07.644	3:01.147	+1:20.039	25.936	44.252	
8	16:53:55.434	1:47.790	+6.682		44.267	31.191
9	16:55:36.556	1:41.122	+0.014	25.791	44.111	31.220
10	16:57:17.664	1:41.108		25.892	44.020	31.196
11	16:58:59.129	1:41.465	+0.357	25.791	44.353	31.321
12	17:00:40.494	1:41.365	+0.257	25.852	44.297	31.216
p13	17:02:47.037	2:06.543	+25.435	26.180	45.537	
14	17:04:34.985	1:47.948	+6.840		44.944	31.535
15	17:06:17.232	1:42.247	+1.139	25.963	44.712	31.572
16	17:08:00.477	1:43.245	+2.137	26.037	45.831	31.377
17	17:09:45.996	1:45.519	+4.411	25.990	46.997	32.532
18	17:11:30.392	1:44.396	+3.288	26.579	46.118	31.699

Lap	Time of Day	Lap Tm	Diff	S1 Tm	S2 Tm	S3 Tm
(31) M.Söderholm/H.Söderholm (B)						
1	16:37:11.830				46.768	31.920
2	16:40:08.483	2:56.653	+1:15.448	40.894	1:23.950	51.809
3	16:43:10.657	3:02.174	+1:20.969	45.460	1:13.183	1:03.531
4	16:45:43.802	2:33.145	+51.940	40.093	1:11.262	41.790
5	16:47:27.779	1:43.977	+2.772	26.116	45.279	32.582
6	16:49:10.382	1:42.603	+1.398	25.859	45.218	31.526
7	16:50:52.334	1:41.952	+0.747	25.652	44.724	31.576
8	16:52:34.425	1:42.091	+0.886	25.725	44.986	31.380
9	16:54:15.630	1:41.205		25.528	44.547	31.130
p10	16:57:18.364	3:02.734	+1:21.529	25.808	44.677	
11	16:59:11.006	1:52.642	+11.437		46.370	32.541
12	17:00:55.649	1:44.643	+3.438	26.117	46.123	32.403
13	17:02:40.164	1:44.515	+3.310	26.164	46.173	32.178
14	17:04:25.127	1:44.963	+3.758	26.149	46.429	32.385
15	17:06:10.802	1:45.675	+4.470	26.290	46.501	32.884
16	17:07:56.790	1:45.988	+4.783	26.354	47.030	32.604
17	17:09:45.734	1:48.944	+7.739	26.737	48.790	33.417
18	17:11:32.773	1:47.039	+5.834	26.650	47.806	32.583

Lap	Time of Day	Lap Tm	Diff	S1 Tm	S2 Tm	S3 Tm
(7) K.Mäkinen/O.Krüger (A)						
1	16:37:49.215				49.198	45.327
2	16:40:09.336	2:20.121	+36.596	27.552	1:01.013	51.556
3	16:43:11.791	3:02.455	+1:18.930	45.515	1:13.460	1:03.480
4	16:45:44.431	2:32.640	+49.115	39.838	1:11.278	41.524
5	16:47:28.542	1:44.111	+0.586	26.338	45.435	32.338
6	16:49:12.736	1:44.194	+0.669	26.694	45.237	32.263
7	16:50:56.261	1:43.525		26.471	45.318	31.736
p8	16:54:14.208	3:17.947	+1:34.422	26.590	44.856	
9	16:56:05.942	1:51.734	+8.209		45.880	32.393
10	16:57:50.820	1:44.878	+1.353	26.852	45.796	32.230
11	16:59:35.445	1:44.625	+1.100	26.761	45.524	32.340
12	17:01:19.610	1:44.165	+0.640	26.739	45.445	31.981
13	17:03:03.746	1:44.136	+0.611	26.576	45.284	32.276

Lap	Time of Day	Lap Tm	Diff	S1 Tm	S2 Tm	S3 Tm
14	17:04:49.059	1:45.313	+1.788	27.005	45.578	32.730
15	17:06:34.005	1:44.946	+1.421	26.743	45.470	32.733
16	17:08:20.258	1:46.253	+2.728	26.995	46.645	32.613
17	17:10:06.942	1:46.684	+3.159	26.953	46.754	32.977
18	17:11:55.922	1:48.980	+5.455	27.237	47.582	34.161

Lap	Time of Day	Lap Tm	Diff	S1 Tm	S2 Tm	S3 Tm
(195) C.Hobohm/M.Santoponte (A)						
1	16:37:02.872				43.556	30.118
2	16:40:00.217	2:57.345	+1:21.201	41.319	1:23.723	52.303
3	16:42:59.187	2:58.970	+1:22.826	42.873	1:14.345	1:01.752
4	16:45:38.482	2:39.295	+1:03.151	42.195	1:13.119	43.981
5	16:47:15.605	1:37.123	+0.979	24.505	42.461	30.157
6	16:48:53.391	1:37.786	+1.642	24.380	42.939	30.467
7	16:50:30.774	1:37.383	+1.239	24.325	42.797	30.261
8	16:52:08.277	1:37.503	+1.359	24.576	42.904	30.023
9	16:53:44.421	1:36.144		24.300	42.028	29.816
p10	16:56:52.822	3:08.401	+1:32.257	24.380	41.750	
11	16:58:49.714	1:56.892	+20.748		47.365	33.366
12	17:00:37.098	1:47.384	+11.240	26.184	47.828	33.372
13	17:02:28.038	1:50.940	+14.796	26.533	48.536	35.871
14	17:04:21.931	1:53.893	+17.749	28.772	49.116	36.005
p15	17:07:48.996	3:27.065	+1:50.921	30.977	54.555	
16	17:09:59.518	2:10.522	+34.378		54.133	40.218
17	17:11:57.012	1:57.494	+21.350	28.317	52.599	36.578

Lap	Time of Day	Lap Tm	Diff	S1 Tm	S2 Tm	S3 Tm
(13) C.P.Bernadotte/N.Catsburg (A)						
1	16:37:00.908				42.388	29.553
2	16:39:57.145	2:56.237	+1:21.264	41.312	1:23.988	50.937
3	16:42:55.524	2:58.379	+1:23.406	44.263	1:14.260	59.856
4	16:45:37.549	2:42.025	+1:07.052	42.523	1:14.732	44.770
5	16:47:13.097	1:35.548	+0.575	24.879	41.300	29.369
6	16:48:48.128	1:35.031	+0.058	24.579	41.097	29.355
7	16:50:23.101	1:34.973		24.701	40.841	29.431
p8	16:53:29.471	3:06.370	+1:31.397	24.738	41.081	
9	16:55:14.835	1:45.364	+10.391		42.732	30.052
10	16:56:52.688	1:37.853	+2.880	25.137	42.561	30.155
11	16:58:31.679	1:38.991	+4.018	25.014	42.835	31.142
12	17:00:09.445	1:37.766	+2.793	24.950	42.676	30.140
13	17:01:46.554	1:37.109	+2.136	25.132	42.149	29.828
14	17:03:23.255	1:36.701	+1.728	24.894	41.858	29.949
15	17:05:00.492	1:37.237	+2.264	25.098	42.125	30.014
16	17:06:37.281	1:36.789	+1.816	25.028	42.037	29.724

Lap	Time of Day	Lap Tm	Diff	S1 Tm	S2 Tm	S3 Tm
(45) K.Andero (A)						
1	16:37:08.254				45.836	31.548
2	16:40:04.657	2:56.403	+1:17.495	40.971	1:23.830	51.602
3	16:43:05.495	3:00.838	+1:21.930	43.644	1:14.281	1:02.913
4	16:45:41.514	2:36.019	+57.111	41.113	1:12.040	42.866
5	16:47:22.004	1:40.490	+1.582	25.377	44.212	30.901
6	16:49:01.745	1:39.741	+0.833	24.947	43.905	30.889
7	16:50:41.048	1:39.303	+0.395	25.010	43.501	30.792
8	16:52:20.454	1:39.406	+0.498	24.852	43.473	31.081
p9	16:55:23.006	3:02.552	+1:23.644	24.788	43.797	
10	16:57:07.850	1:44.844	+5.936	43.699	43.744	30.674
11	16:58:47.867	1:40.017	+1.109	24.874	43.744	31.399
12	17:00:26.775	1:38.908		24.946	43.318	30.644
13	17:02:06.104	1:39.329	+0.421	24.915	43.540	30.874
14	17:03:45.553	1:39.449	+0.541	25.020	43.351	31.078
15	17:05:26.181	1:40.628	+1.720	24.908	43.541	32.179
16	17:07:06.991	1:40.810	+1.902	25.157	43.878	31.775

Lap	Time of Day	Lap Tm	Diff	S1 Tm	S2 Tm	S3 Tm
(98) J.Brunstedt (A)						
1	16:37:03.938				43.672	30.206
2	16:40:01.730	2:57.792	+1:20.954	42.621	1:23.023	52.148
3	16:43:01.793					

STCC Anderstorp

Swedish GT

Anderstorp 4,025 Km

Heat 1

02.09.2017 16:20

Race (35:00 and 1 Laps) started at 16:35:25

Lap	Time of Day	Lap Tm	Diff	S1 Tm	S2 Tm	S3 Tm	Lap	Time of Day	Lap Tm	Diff	S1 Tm	S2 Tm	S3 Tm
13	17:01:41.909	1:36.917	+0.079	24.755	41.990	30.172							
14	17:03:19.243	1:37.334	+0.496	24.737	42.220	30.377							



STCC Anderstorp

Swedish GT

Anderstorp 4,025 Km

Heat 1

02.09.2017 16:20

Pit stops report

No.	Name	Class	Time of Day	Lap	LeadLap	PT Tm
13	C.P.Bernadotte/N.Catsburg (A)	GTA	16:50:23.101	7	7	1:29.974
13	C.P.Bernadotte/N.Catsburg (A)	GTA	16:50:23.101	7	7	
20	S.Blomqvist/P.Blomqvist (A)	GTA	16:52:09.915	8	8	1:29.695
25	P.Eriksson/ O.Palm (A)	GTA	16:53:44.642	9	9	1:26.382
29	E.Persson/C.Lindholm (B)	GTB	16:52:24.235	8	8	1:26.137
45	K.Andero (A)	GTA	16:52:20.454	8	8	1:23.235
45	K.Andero (A)	GTA	16:52:20.454	8	8	
60	F.Århage (B)	GTB	16:49:06.497	6	6	
60	F.Århage (B)	GTB	17:00:40.494	12	12	26.099
60	F.Århage (B)	GTB	16:49:06.497	6	6	1:19.455
88	E.Behrens/D.Roos (B)	GTB	16:52:18.705	8	8	1:23.186
88	E.Behrens/D.Roos (B)	GTB	16:52:18.705	8	8	
98	J.Brunstedt (A)	GTA	17:03:19.243	14	14	
98	J.Brunstedt (A)	GTA	17:03:19.243	14	14	
98	J.Brunstedt (A)	GTA	16:50:31.485	7	7	1:19.062
98	J.Brunstedt (A)	GTA	16:50:31.485	7	7	
99	I. Mattsson/F.Larsson (A)	GTA	16:53:28.869	9	9	1:23.899
99	I. Mattsson/F.Larsson (A)	GTA	16:53:28.869	9	9	
127	T.Lindroth/P.Baron (A)	GTA	16:50:30.447	7	7	1:29.307
195	C.Hobohm/M.Santoponte (A)	GTA	16:53:44.421	9	9	1:35.446



STCC Anderstorp

Swedish GT

Anderstorp 4,025 Km

Warm up

03.09.2017 10:05

Practice (15:00 Time) started at 10:05:03

Pos	No.	Name	Entrant	Make	Nat./Club	Laps	Best Tm	Diff	In Lap	2nd Bes
1	99	I. Mattsson/F.Larsson (A)	Mattssons Fast	Ferrari 488	SWE-	9	1:37.433		6	1:37.494
2	20	S.Blomqvist/P.Blomqvist (A)	Mtech Competit	Porsche 911 Cup	SWE-	3	1:38.445	1.012	3	1:42.486
3	13	C.P.Bernadotte/N.Catsburg (A)	Polestar Cyan R	Volvo S60	SWE-KAK/KMF	8	1:38.888	1.455	4	1:38.910
4	72	M.EK Tidstrand/R.Kressner (A)		Ferrari 488 Challe	SWE-Tierp Motorpark/	9	1:38.946	1.513	8	1:38.958
5	73	R.Jensen (A)		Ferrari 488 Challe	SWE-Rättvik RK	9	1:39.018	1.585	8	1:40.816
6	98	J.Brunstedt (A)	JB Motorsport	Audi R8 LMS	SWE-SSK	4	1:40.860	3.427	4	
7	127	T.Lindroth/P.Baron (A)		Ferrari 458	SWE-Mantorp MK	8	1:40.871	3.438	7	1:41.160
8	7	K.Mäkinen/O.Krüger (B)		Maserati MC Grar	SWE-Team 13/Linköpi	7	1:41.841	4.408	7	1:42.675
9	29	E.Persson/C.Lindholm (B)		Porsche GT4	SWE-Karlskoga MF	8	1:42.032	4.599	3	1:42.267
10	31	M.Söderholm/H.Söderholm (B)	RMS AB	Porsche 997 GT4	SWE-	8	1:42.088	4.655	8	1:42.334
11	60	F.Århage (B)		Porsche 997 Cup	SWE-Katrineholms MK	8	1:42.418	4.985	7	1:42.959
12	52	D.Palma/R. Nilsson (B)		Lotus Exige Cup I	SWE-MK Skandia	8	1:43.629	6.196	6	1:44.255
13	21	H. Ricknaes/P.G. Andersson (B)	Rental Mobile S	Porsche Cayman	SWE-Falkenberg MK	7	1:46.996	9.563	2	1:47.338
14	195	C.Hobohm/M.Santoponte (A)		Ferrari 458 Challe	SWE-Sportvagnsklubb	8	1:49.350	11.917	3	1:50.237

Announcements

Weather: sunny 15 degrees dry track



STCC Anderstorp

Swedish GT

Anderstorp 4,025 Km

Warm up

03.09.2017 10:05

Practice (15:00 Time) started at 10:05:03

Lap	Time of Day	Lap Tm	Diff	S1 Tm	S2 Tm	S3 Tm
(99) I. Mattsson/F.Larsson (A)						
1	10:08:09.819	2:26.087	+48.654		58.089	38.578
2	10:09:56.481	1:46.662	+9.229	27.602	46.374	32.686
3	10:11:39.380	1:42.899	+5.466	25.310	45.164	32.425
4	10:13:18.961	1:39.581	+2.148	24.537	44.416	30.628
5	10:14:57.058	1:38.097	+0.664	24.318	43.241	30.538
6	10:16:34.491	1:37.433		24.215	42.639	30.579
7	10:18:13.201	1:38.710	+1.277	24.544	43.648	30.518
8	10:19:50.695	1:37.494	+0.061	24.029	42.620	30.845
9	10:21:31.688	1:40.993	+3.560	26.079	44.185	30.729

Lap	Time of Day	Lap Tm	Diff	S1 Tm	S2 Tm	S3 Tm
(20) S.Blomqvist/P.Blomqvist (A)						
1	10:07:27.849	2:02.579	+24.134		50.715	37.012
2	10:09:10.335	1:42.486	+4.041	25.367	46.436	30.683
3	10:10:48.780	1:38.445		24.672	43.256	30.517

Lap	Time of Day	Lap Tm	Diff	S1 Tm	S2 Tm	S3 Tm
(13) C.P.Bernadotte/N.Catsburg (A)						
1	10:07:26.329	2:14.974	+36.086		54.537	36.252
2	10:09:10.976	1:44.647	+5.759	27.108	46.562	30.977
3	10:10:49.886	1:38.910	+0.022	25.286	43.244	30.380
4	10:12:28.774	1:38.888		25.128	43.500	30.260
p5	10:15:29.277	3:00.503	+1:21.615	25.277	43.222	32.328
6	10:17:15.462	1:46.185	+7.297		43.053	30.265
7	10:18:54.380	1:38.918	+0.030	25.070	43.377	30.471
8	10:20:34.560	1:40.180	+1.292	24.879	42.973	32.328

Lap	Time of Day	Lap Tm	Diff	S1 Tm	S2 Tm	S3 Tm
(72) M.EK Tidstrand/R.Kressner (A)						
1	10:07:26.010	2:16.041	+37.095		55.187	36.268
2	10:09:18.671	1:52.661	+13.715	31.174	49.070	32.417
3	10:10:57.629	1:38.958	+0.012	24.606	43.272	31.080
4	10:12:36.909	1:39.280	+0.334	24.513	43.453	31.314
5	10:14:19.444	1:42.535	+3.589	24.531	46.276	31.728
6	10:16:01.556	1:42.112	+3.166	25.608	45.605	30.899
7	10:17:41.516	1:39.960	+1.014	24.276	44.216	31.468
8	10:19:20.462	1:38.946		24.412	43.268	31.266
9	10:21:06.935	1:46.473	+7.527	27.526	47.297	31.650

Lap	Time of Day	Lap Tm	Diff	S1 Tm	S2 Tm	S3 Tm
(73) R.Jensen (A)						
1	10:07:24.864	2:16.053	+37.035		55.817	35.928
2	10:09:12.979	1:48.115	+9.097	27.120	47.834	33.161
3	10:10:55.430	1:42.451	+3.433	24.808	45.830	31.813
4	10:12:36.246	1:40.816	+1.798	24.801	44.545	31.470
5	10:14:18.854	1:42.608	+3.590	24.460	46.498	31.650
6	10:15:59.767	1:40.913	+1.895	24.357	44.621	31.935
7	10:17:40.819	1:41.052	+2.034	24.474	45.382	31.196
8	10:19:19.837	1:39.018		24.213	43.538	31.267
9	10:21:02.760	1:42.923	+3.905	26.836	43.966	32.121

Lap	Time of Day	Lap Tm	Diff	S1 Tm	S2 Tm	S3 Tm
(98) J.Brunstedt (A)						
p1	10:09:43.763	3:24.485	+1:43.625		52.245	
p2	10:12:57.563	3:13.800	+1:32.940		46.831	
3	10:14:48.431	1:50.868	+10.008		45.548	32.981
4	10:16:29.291	1:40.860		25.343	43.510	32.007

Lap	Time of Day	Lap Tm	Diff	S1 Tm	S2 Tm	S3 Tm
(127) T.Lindroth/P.Baron (A)						
1	10:08:05.453	2:29.867	+48.996		57.687	38.842
2	10:09:55.813	1:50.360	+9.489	28.354	48.772	33.234
3	10:11:40.372	1:44.559	+3.688	25.407	45.191	33.961
4	10:13:22.359	1:41.987	+1.116	25.290	44.799	31.898
5	10:15:03.716	1:41.357	+0.486	25.026	44.791	31.540
6	10:16:45.909	1:42.193	+1.322	25.499	44.910	31.784
7	10:18:26.780	1:40.871		25.164	44.424	31.283
8	10:20:07.940	1:41.160	+0.289	25.220	44.411	31.529

Lap	Time of Day	Lap Tm	Diff	S1 Tm	S2 Tm	S3 Tm
(7) K.Mäkinen/O.Krüger (B)						
1	10:07:36.361	2:07.448	+25.607		52.787	33.811
2	10:09:20.472	1:44.111	+2.270	26.450	45.720	31.941
3	10:11:03.279	1:42.807	+0.966	26.286	44.858	31.663
4	10:12:45.954	1:42.675	+0.834	26.115	44.604	31.956
p5	10:16:55.523	4:09.569	+2:27.728	26.606	44.269	
6	10:18:48.051	1:52.528	+10.687		46.717	31.451
7	10:20:29.892	1:41.841		26.286	44.606	30.949

Lap	Time of Day	Lap Tm	Diff	S1 Tm	S2 Tm	S3 Tm
(29) E.Persson/C.Lindholm (B)						
1	10:08:32.026	2:39.078	+57.046			1:01.001
2	10:10:20.262	1:48.236	+6.204	27.179	48.468	32.589
3	10:12:02.294	1:42.032		26.149	44.513	31.370
4	10:13:47.319	1:45.025	+2.993	25.998	46.209	32.818
5	10:15:30.867	1:43.548	+1.516	26.274	45.461	31.813
6	10:17:13.134	1:42.267	+0.235	26.073	44.694	31.500
7	10:18:56.625	1:43.491	+1.459	26.159	45.792	31.540
8	10:20:39.247	1:42.622	+0.590	26.056	44.704	31.862

Lap	Time of Day	Lap Tm	Diff	S1 Tm	S2 Tm	S3 Tm
(31) M.Söderholm/H.Söderholm (B)						
1	10:08:17.244	2:27.712	+45.624		58.191	38.887
2	10:10:05.699	1:48.455	+6.367	27.257	47.451	33.747
3	10:11:50.478	1:44.779	+2.691	26.788	45.785	32.206
4	10:13:34.606	1:44.128	+2.040	26.030	46.268	31.830
5	10:15:18.642	1:44.036	+1.948	25.874	46.248	31.914
6	10:17:01.746	1:43.104	+1.016	25.729	45.734	31.641
7	10:18:44.080	1:42.334	+0.246	25.737	45.009	31.588
8	10:20:26.168	1:42.088		25.592	45.079	31.417

Lap	Time of Day	Lap Tm	Diff	S1 Tm	S2 Tm	S3 Tm
(60) F.Ärhage (B)						
1	10:07:43.534	2:16.597	+34.179		59.996	37.942
2	10:09:31.312	1:47.778	+5.360	27.564	47.530	32.684
3	10:11:14.765	1:43.453	+1.035	26.107	45.671	31.675
4	10:13:00.419	1:45.654	+3.236	25.948	47.383	32.323
p5	10:16:16.220	3:15.801	+1:33.383	26.169	45.632	
6	10:18:07.251	1:51.031	+8.613		45.647	31.810
7	10:19:49.669	1:42.418		25.896	44.732	31.790
8	10:21:32.628	1:42.959	+0.541	26.061	44.629	32.269

Lap	Time of Day	Lap Tm	Diff	S1 Tm	S2 Tm	S3 Tm
(52) D.Palma/R. Nilsson (B)						
1	10:08:10.573	2:22.114	+38.485		56.662	37.781
2	10:09:59.209	1:48.636	+5.007	28.397	47.021	33.218
3	10:11:46.170	1:46.961	+3.332	27.225	46.498	33.238
4	10:13:33.372	1:47.202	+3.573	26.675	47.119	33.408
5	10:15:19.668	1:46.296	+2.667	26.594	47.377	32.325
6	10:17:03.297	1:43.629		26.382	45.052	32.195
7	10:18:49.865	1:46.568	+2.939	26.840	47.307	32.421
8	10:20:34.120	1:44.255	+0.626	26.267	45.024	32.964

Lap	Time of Day	Lap Tm	Diff	S1 Tm	S2 Tm	S3 Tm
(21) H. Ricknaes/P.G. Andersson (B)						
1	10:08:46.274	2:11.249	+24.253		51.432	34.288
2	10:10:33.270	1:46.996		27.509	46.368	33.119
3	10:12:20.608	1:47.338	+0.342	27.041	46.630	33.667
4	10:14:15.163	1:54.555	+7.559	29.984	50.074	34.497
5	10:16:07.024	1:51.861	+4.865	28.672	48.470	34.719
6	10:17:59.379	1:52.355	+5.359	29.389	48.883	34.083
7	10:19:49.522	1:50.143	+3.147	28.144	48.233	33.766

Lap	Time of Day	Lap Tm	Diff	S1 Tm	S2 Tm	S3 Tm
(195) C.Hobohm/M.Santoponte (A)						
1	10:08:08.933	2:29.801	+40.451		59.461	38.855
2	10:10:06.293	1:57.360	+8.010	31.000	50.141	36.219
3	10:11:55.643	1:49.350		26.835	47.536	34.979
4	10:13:47.904	1:52.261	+2.911	27.325	49.462	35.474
5	10:15:38.591	1:50.687	+1.337	27.023	48.588	35.076
6	10:17:29.011	1:50.420	+1.070	27.342	48.074	35.004
7	10:19:19.248	1:50.237	+0.887	26.964	47.927	35.346
8	10:21:10.831	1:51.583	+2.233	27		

STCC Anderstorp

Swedish GT

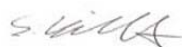
Anderstorp 4,025 Km

Warm up

03.09.2017 10:05

Pit stops report

No.	Name	Class	Time of Day	Lap	LeadLap	PT Tm
13	C.P.Bernadotte/N.Catsburg (A)	GTA	10:12:28.774	4	4	1:20.548
13	C.P.Bernadotte/N.Catsburg (A)	GTA	10:12:28.774	4	4	
60	F.Århage (B)	GTB	10:13:00.419	4	4	
60	F.Århage (B)	GTB	10:13:00.419	4	4	1:28.583
98	J.Brunstedt (A)	GTA	10:06:19.278	0	0	1:18.345
98	J.Brunstedt (A)	GTA	10:09:43.763	1	2	
98	J.Brunstedt (A)	GTA	10:09:43.763	1	2	1:18.995
98	J.Brunstedt (A)	GTA	10:16:29.291	4	6	
98	J.Brunstedt (A)	GTA	10:16:29.291	4	6	
98	J.Brunstedt (A)	GTA	10:06:19.278	0	0	



STCC Anderstorp

Swedish GT

Anderstorp 4,025 Km

Heat 2

-NEW-

03.09.2017 15:05

Race (28:00 and 1 Laps) started at 15:08:38

Pos	No.	Name	Entrant	Make	Nat./Club	Total Tm	Laps	Diff	Best Tm	Ø km/h
1	99	I. Mattsson/F.Larsson (A)	Mattssons Fasteners	Ferrari 488	SWE-	30:20.493	16		1:34.765	127,350
2	72	M.EK Tidstrand/R.Kressner		Ferrari 488 Challenge	SWE-Tierp Motorpark/J	30:46.618	16	26.125	1:37.364	125,548
3	195	C.Hobohm/M.Santoponte (A)		Ferrari 458 Challenge	SWE-Sportvagnsklubbe	30:47.019	16	26.526	1:37.359	125,521
4	25	P.Eriksson/ O.Palm (A)		Porsche Carrera	SWE-KAK/Hyllinge MS	30:47.389	16	26.896	1:36.853	125,496
5	98	J.Brunstedt (A)	JB Motorsport	Audi R8 LMS	SWE-SSK	30:48.266	16	27.773	1:36.886	125,436
6	20	S.Blomqvist/P.Blomqvist (A)	Mtech Competition	Porsche 911 Cup Gen	SWE-	30:54.545	16	34.052	1:37.399	125,012
7	88	E.Behrens/D.Roos (B)	ALFAB Racing	Mclaren 570S GT4	SWE-PCS-R/SMK Sund:	31:03.571	16	43.078	1:39.583	124,406
8	7	K.Mäkinen/O.Krüger (B)		Maserati MC Gran Turi	SWE-Team 13/Linköpin	31:06.689	16	46.196	1:39.843	124,199
9	29	E.Persson/C.Lindholm (B)		Porsche GT4	SWE-Karlskoga MF	31:13.940	16	53.447	1:40.470	123,718
10	60	F.Århage (B)		Porsche 997 Cup	SWE-Katrineholms MK	31:20.990	16	1:00.497	1:40.980	123,254
11	31	M.Söderholm/H.Söderholm	RMS AB	Porsche 997 GT4 Cup	SWE-	31:25.067	16	1:04.574	1:40.666	122,988
12	21	H.Ricknaes/P.G. Andersson	Rental Mobile Service AB	Porsche Cayman GT4	SWE-Falkenberg MK	31:25.640	16	1:05.147	1:41.318	122,950
13	52	D.Palma/R. Nilsson (B)		Lotus Exige Cup R	SWE-MK Skandia	31:45.723	16	1:25.230	1:43.849	121,655

Not classified (70% = 11 Laps)

13	C.P.Bernadotte/N.Catsburg	Polestar Cyan Racing	Volvo S60	SWE-KAK/KMF		9:10.765	5	11 Laps	1:38.349	131,544
DNS	45	K.Andero (A)	Porsche 997 Cup	SWE-SSK				DNS		-
EXC	73	R.Jensen (A)	Ferrari 488 Challenge	SWE-Rättvik RK		30:45.756	16	EXC	1:37.226	125,607
EXC	127	T.Lindroth/P.Baron (A)	Ferrari 458	SWE-Mantorp MK		30:45.965	16	EXC	1:37.053	125,593

Announcements

These results are provisional until the conclusion of any judicial and technical matters!

Weather: cloudy 14 degrees dry track

pit line window open

#73 disqualified; missing drive through penalty

No. 127 excluded of heat 2 / technical non conformity

Margin of Victory	Ø km/h	Best Lap Tm	km/h	Best Lap by
26.125	127,350	1:34.765	152,905	99 - I. Mattsson/F.Larsson (A)

Official Timing mwraceconsulting.com

Orbits

Timekeeping S.Kirchhof:



Clerk of the course Martin Fredriksson:

Steward Stefan Örtengren:

Secretary of the meeting Matilda Eriksson:

L



STCC Anderstorp

Swedish GT

-NEW-

Anderstorp 4,025 Km

Heat 2

03.09.2017 15:05

Race (28:00 and 1 Laps) started at 15:08:38

Pos	No.	Name	Entrant	Make	Nat./Club	Total Tm	Laps	Diff	Best Tm	Ø km/h
GTA										
1	99	I. Mattsson/F.Larsson (A)	Mattssons Fasteners	Ferrari 488	SWE-	30:20.493	16		1:34.765	127,350
2	72	M.EK Tidstrand/R.Kressner		Ferrari 488 Challenge	SWE-Tierp Motorpark/J	30:46.618	16	26.125	1:37.364	125,548
3	195	C.Hobohm/M.Santoponte (I)		Ferrari 458 Challenge	SWE-Sportvagnsklubbe	30:47.019	16	26.526	1:37.359	125,521
4	25	P.Eriksson/ O.Palm (A)		Porsche Carrera	SWE-KAK/Hyllinge MS	30:47.389	16	26.896	1:36.853	125,496
5	98	J.Brunstedt (A)	JB Motorsport	Audi R8 LMS	SWE-SSK	30:48.266	16	27.773	1:36.886	125,436
6	20	S.Blomqvist/P.Blomqvist (A)	Mtech Competition	Porsche 911 Cup Gen	SWE-	30:54.545	16	34.052	1:37.399	125,012
Not classified (70% = 11 Laps)										
	13	C.P.Bernadotte/N.Catsburg	Polestar Cyan Racing	Volvo S60	SWE-KAK/KMF	9:10.765	5	11 Laps	1:38.349	131,544
DNS	45	K.Andero (A)		Porsche 997 Cup	SWE-SSK			DNS		-
EXC	73	R.Jensen (A)		Ferrari 488 Challenge	SWE-Rättvik RK	30:45.756	16	EXC	1:37.226	125,607
EXC	127	T.Lindroth/P.Baron (A)		Ferrari 458	SWE-Mantorp MK	30:45.965	16	EXC	1:37.053	125,593
GTB										
1	88	E.Behrens/D.Roos (B)	ALFAB Racing	McLaren 570S GT4	SWE-PCS-R/SMK Sund:	31:03.571	16		1:39.583	124,406
2	7	K.Mäkinen/O.Krüger (B)		Maserati MC Gran Turi	SWE-Team 13/Linköpin	31:06.689	16	3.118	1:39.843	124,199
3	29	E.Persson/C.Lindholm (B)		Porsche GT4	SWE-Karlskoga MF	31:13.940	16	10.369	1:40.470	123,718
4	60	F.Ärhage (B)		Porsche 997 Cup	SWE-Katrineholms MK	31:20.990	16	17.419	1:40.980	123,254
5	31	M.Söderholm/H.Söderholm	RMS AB	Porsche 997 GT4 Cup	SWE-	31:25.067	16	21.496	1:40.666	122,988
6	21	H. Ricknaes/P.G. Andersson	Rental Mobile Service AB	Porsche Cayman GT4	SWE-Falkenberg MK	31:25.640	16	22.069	1:41.318	122,950
7	52	D.Palma/R. Nilsson (B)		Lotus Exige Cup R	SWE-MK Skandia	31:45.723	16	42.152	1:43.849	121,655

Announcements

These results are provisional until the conclusion of any judicial and technical matters!

Weather: cloudy 14 degrees dry track

pit line window open

#73 disqualified; missing drive through penalty

No. 127 excluded of heat 2 / technical non conformity

Margin of Victory	Ø km/h	Best Lap Tm	km/h	Best Lap by
26.125	127,350	1:34.765	152,905	99 - I. Mattsson/F.Larsson (A)

Official Timing mwraceconsulting.com

Orbits

Timekeeping S.Kirchhof:



Clerk of the course Martin Fredriksson:

Steward Stefan Örtengren:

Secretary of the meeting Matilda Eriksson:

L



STCC Anderstorp

Swedish GT

Anderstorp 4,025 Km

Heat 2

03.09.2017 15:05

Race (28:00 and 1 Laps) started at 15:08:38

Lap	Time of Day	Lap Tm	Diff	S1 Tm	S2 Tm	S3 Tm	Lap	Time of Day	Lap Tm	Diff	S1 Tm	S2 Tm	S3 Tm
(99) I. Mattsson/F.Larsson (A)													
1	15:10:18.791	1:40.266	+5.501	25.796	43.846	30.624	1	15:10:25.480	1:45.520	+8.667	27.811	45.957	31.752
2	15:11:55.314	1:36.523	+1.758	24.074	42.080	30.369	2	15:12:05.966	1:40.486	+3.633	25.506	43.834	31.146
3	15:13:31.613	1:36.299	+1.534	24.110	42.043	30.146	3	15:13:46.084	1:40.118	+3.265	25.140	43.459	31.519
4	15:15:10.455	1:38.842	+4.077	23.991	42.272	32.579	4	15:15:26.047	1:39.963	+3.110	24.980	43.408	31.575
5	15:17:47.640	2:37.185	+1:02.420	33.466	1:18.743	44.976	5	15:17:52.883	2:26.836	+49.983	29.421	1:16.783	40.632
6	15:19:25.152	1:37.512	+2.747	24.522	42.497	30.493	6	15:19:34.397	1:41.514	+4.661	25.331	44.338	31.845
p7	15:23:29.419	4:04.267	+2:29.502	33.934	1:19.480	1:19.480	p7	15:23:48.144	4:13.747	+2:36.894	30.292	1:18.129	1:18.129
8	15:26:17.303	2:47.884	+1:13.119		1:28.642	49.478	8	15:26:23.345	2:35.201	+58.348		1:15.832	46.287
9	15:27:52.068	1:34.765		23.942	41.347	29.476	9	15:28:01.620	1:38.275	+1.422	25.015	42.932	30.328
10	15:29:26.837	1:34.769	+0.004	24.042	41.186	29.541	10	15:29:39.841	1:38.221	+1.368	24.543	43.091	30.587
11	15:31:01.745	1:34.908	+0.143	24.076	41.276	29.556	11	15:31:18.533	1:38.692	+1.839	24.871	42.586	31.235
12	15:32:36.894	1:35.149	+0.384	24.151	41.433	29.565	12	15:32:56.104	1:37.571	+0.718	24.911	42.461	30.199
13	15:34:11.929	1:35.035	+0.270	24.085	41.261	29.689	13	15:34:34.058	1:37.954	+0.101	24.856	42.748	30.350
14	15:35:47.108	1:35.179	+0.414	24.033	41.392	29.754	14	15:36:11.738	1:37.680	+4.827	24.797	42.085	30.798
15	15:37:22.901	1:35.793	+1.028	24.121	41.609	30.063	15	15:37:49.061	1:37.323	+0.470	24.933	42.367	30.023
16	15:38:59.018	1:36.117	+1.352	24.254	41.673	30.190	16	15:39:25.914	1:36.853		24.641	42.183	30.029
(127) T.Lindroth/P.Baron (A)													
1	15:10:24.115	1:44.192	+7.139	27.207	45.333	31.652	1	15:10:20.895	1:42.348	+5.462	27.186	44.014	31.148
2	15:12:04.406	1:40.291	+3.238	25.175	43.667	31.449	2	15:11:59.803	1:38.908	+2.022	25.143	42.908	30.857
3	15:13:44.844	1:40.438	+3.385	25.284	43.519	31.635	3	15:13:39.095	1:39.292	+2.406	25.485	42.880	30.927
4	15:15:24.370	1:39.526	+2.473	24.837	43.455	31.234	4	15:15:18.387	1:39.292	+2.406	25.255	42.815	31.222
5	15:17:49.687	2:25.317	+48.264	25.281	1:19.762	40.274	5	15:17:48.183	2:29.796	+52.910	27.675	1:19.639	42.482
6	15:19:31.156	1:41.469	+4.416	25.191	45.540	30.738	6	15:19:29.771	1:41.588	+4.702	26.167	44.420	31.001
p7	15:23:35.697	4:04.541	+2:27.488	30.714	1:19.294	1:19.294	p7	15:23:31.303	4:01.532	+2:24.646	31.579	1:18.895	1:18.895
8	15:26:20.531	2:44.834	+1:07.781		1:25.442	48.744	8	15:26:19.053	2:47.750	+1:10.864		1:26.633	50.775
9	15:28:00.225	1:39.694	+2.641	24.736	44.300	30.658	9	15:27:59.233	1:40.180	+3.294	25.387	43.896	30.897
10	15:29:38.675	1:38.450	+1.397	24.701	43.052	30.697	10	15:29:39.526	1:40.293	+3.407	25.087	44.529	30.677
11	15:31:16.679	1:38.004	+0.951	24.547	42.934	30.523	11	15:31:18.084	1:38.558	+1.672	24.950	42.524	31.084
12	15:32:54.455	1:37.776	+0.723	24.730	42.617	30.429	12	15:32:55.774	1:37.690	+0.804	25.078	42.466	30.146
13	15:34:32.194	1:37.739	+0.686	24.640	42.572	30.527	13	15:34:33.499	1:37.725	+0.839	25.059	42.647	30.019
14	15:36:09.907	1:37.713	+0.660	24.512	42.677	30.524	14	15:36:11.569	1:38.070	+1.184	24.649	42.428	30.993
15	15:37:47.437	1:37.530	+0.477	24.555	42.386	30.589	15	15:37:48.455	1:36.886		24.928	42.047	29.911
16	15:39:24.490	1:37.053		24.396	42.238	30.419	16	15:39:26.791	1:38.336	+1.450	24.893	43.074	30.369
(72) M.EK Tidstrand/R.Kressner (A)													
1	15:10:20.428	1:41.516	+4.152	26.399	43.475	31.642	1	15:10:24.584	1:43.159	+5.760	26.182	45.287	31.690
2	15:11:59.430	1:39.002	+1.638	24.749	43.043	31.210	2	15:12:05.059	1:40.475	+3.076	25.404	43.970	31.101
3	15:13:38.836	1:39.406	+2.042	24.903	43.062	31.441	3	15:13:45.363	1:40.304	+2.905	25.001	43.682	31.621
4	15:15:17.321	1:38.485	+1.121	24.613	42.736	31.136	4	15:15:24.830	1:39.467	+2.068	25.085	43.526	30.856
5	15:17:48.078	2:30.757	+53.393	27.925	1:18.507	44.325	5	15:17:51.912	2:27.082	+49.683	27.480	1:18.464	41.138
6	15:19:28.312	1:40.234	+2.870	24.914	43.411	31.909	6	15:19:31.973	1:40.061	+2.662	25.053	44.101	30.907
p7	15:23:35.098	4:06.786	+2:29.422	31.894	1:19.412	1:19.412	p7	15:23:36.822	4:04.849	+2:27.450	31.668	1:18.243	1:18.243
8	15:26:20.270	2:45.172	+1:07.808		1:24.672	49.909	8	15:26:21.121	2:44.299	+1:06.900		1:24.735	48.392
9	15:27:59.925	1:39.655	+2.291	24.580	44.325	30.750	9	15:28:00.819	1:39.698	+2.299	24.700	44.038	30.960
10	15:29:38.381	1:38.456	+1.092	24.682	42.987	30.787	10	15:29:40.425	1:39.606	+2.207	24.475	44.668	30.463
11	15:31:17.249	1:38.868	+1.504	24.389	43.581	30.898	11	15:31:18.645	1:38.220	+0.821	24.591	42.927	30.702
12	15:32:54.984	1:37.735	+0.371	24.199	43.190	30.346	12	15:32:56.592	1:37.947	+0.548	24.778	43.018	30.151
13	15:34:32.722	1:37.738	+0.374	24.263	43.010	30.465	13	15:34:38.865	1:42.273	+4.874	24.389	47.021	30.863
14	15:36:10.258	1:37.536	+0.172	24.219	42.895	30.422	14	15:36:18.235	1:39.370	+1.971	25.201	43.640	30.529
15	15:37:47.779	1:37.521	+0.157	24.397	42.657	30.467	15	15:37:55.671	1:37.436	+0.037	24.562	42.690	30.184
16	15:39:25.143	1:37.364		24.231	42.455	30.678	16	15:39:33.070	1:37.399		24.576	42.497	30.326
(195) C.Hobohm/M.Santoponte (A)													
1	15:10:32.049	1:46.134	+8.775	26.276	46.814	33.044	1	15:10:25.869	1:45.584	+6.001	27.890	46.076	31.618
2	15:12:17.169	1:45.120	+7.761	26.010	46.007	33.103	2	15:12:06.457	1:40.588	+1.005	25.806	43.794	30.988
3	15:14:03.486	1:46.317	+8.958	25.773	45.915	34.629	3	15:13:46.983	1:40.526	+0.943	25.488	43.695	31.343
4	15:15:50.118	1:46.632	+9.273	26.161	46.534	33.937	4	15:15:27.198	1:40.215	+0.632	25.170	43.486	31.559
5	15:18:04.940	2:14.822	+37.463	27.106	1:05.412	42.304	5	15:17:53.282	2:26.084	+46.501	29.876	1:15.470	40.738
6	15:19:53.303	1:48.363	+11.004	26.708	47.139	34.516	6	15:19:34.948	1:41.666	+2.083	25.617	44.272	31.777
p7	15:23:43.969	3:50.666	+2:13.307	28.049	1:09.135	1:09.135	p7	15:23:39.847	4:04.899	+2:25.316	30.615	1:18.058	1:18.058
8	15:26:22.393	2:38.424	+1:01.065		1:20.499	47.231	8	15:26:21.641	2:41.794	+1:02.211		1:23.457	48.331
9	15:28:01.158	1:38.765	+1.406	25.005	42.870	30.890	9	15:28:02.376	1:40.735	+1.152	25.900	44.111	30.724
10	15:29:38.863	1:37.705	+0.346	24.343	42.887	30.475	10	15:29:42.010	1:39.634	+0.051	25.620	43.468	30.546
11	15:31:17.772	1:38.909	+1.550	24.658	43.088	31.163	11	15:31:21.593	1:39.583		25.338	43.459	30.786
12	15:32:55.322	1:37.550	+0.191	24.517	42.597	30.436	12	15:33:01.480	1:39.887	+0.304	25.203	43.737	30.947
13	15:34:33.023	1:37.701	+0.342	24.408	42.789	30.504	13	15:34:41.430	1:39.950	+0.367	25.551	43.323	31.076
14	15:36:10.664	1:37.641	+0.282	24.515	42.542	30.584	14	15:36:21.333	1:39.903	+0.320	25.040	43.911	30.952
15	15:37:48.185	1:37.521	+0.162	24.557	42.325	30.639	15	15:38:01.419	1:40.086	+0.503	25.237	43.684	31.165
16	15:39:25.544	1:37.359		24.451	42.249	30.659	16	15:39:42.096	1:40.677	+1.094	25.186	43.735	31.756
(25) P.Eriksson/ O.Palm (A)													
1	15:10:27.816	1:45.401	+5.558	26.603	46.207	32.591	1	15:10:27.816	1:45.401	+5.558	26.603	46.207	32.591
2													

STCC Anderstorp

Swedish GT

Anderstorp 4,025 Km

Heat 2

03.09.2017 15:05

Race (28:00 and 1 Laps) started at 15:08:38

Lap	Time of Day	Lap Tm	Diff	S1 Tm	S2 Tm	S3 Tm	Lap	Time of Day	Lap Tm	Diff	S1 Tm	S2 Tm	S3 Tm
3	15:13:51.498	1:42.128	+2.285	26.017	44.160	31.951	5	15:17:56.754	2:17.054	+35.736	26.829	1:12.018	38.207
4	15:15:33.699	1:42.201	+2.358	26.148	44.075	31.978	6	15:19:40.266	1:43.512	+2.194	26.210	44.714	32.588
5	15:17:55.387	2:21.688	+41.845	27.553	1:15.460	38.675	p7	15:23:53.418	4:13.152	+2:31.834	29.860	1:16.344	44.249
6	15:19:38.981	1:43.594	+3.751	26.497	44.603	32.494	8	15:26:25.126	2:31.708	+50.390		1:14.686	32.506
p7	15:23:46.830	4:07.849	+2:28.006	30.144	1:16.625		9	15:28:09.493	1:44.367	+3.049	26.455	45.406	31.576
8	15:26:23.127	2:36.297	+56.454		1:15.657	47.141	10	15:29:52.117	1:42.624	+1.306	26.456	44.592	31.554
9	15:28:04.043	1:40.916	+1.073	26.423	43.736	30.757	11	15:31:34.456	1:42.339	+1.021	26.312	44.473	31.318
10	15:29:44.143	1:40.100	+0.257	25.904	43.342	30.854	12	15:33:16.676	1:42.220	+0.902	26.509	44.148	31.764
11	15:31:24.677	1:40.534	+0.691	26.146	43.629	30.759	13	15:34:59.048	1:42.372	+1.054	26.310	44.298	31.318
12	15:33:04.520	1:39.843		26.084	43.102	30.657	14	15:36:41.298	1:42.250	+0.932	26.405	44.527	31.177
13	15:34:44.677	1:40.157	+0.314	26.039	43.676	30.442	15	15:38:22.616	1:41.318		26.236	43.905	31.588
14	15:36:24.910	1:40.233	+0.390	26.043	43.531	30.659	16	15:40:04.165	1:41.549	+0.231	26.176	43.785	
15	15:38:05.042	1:40.132	+0.289	26.050	43.337	30.745							
16	15:39:45.214	1:40.172	+0.329	26.207	43.162	30.803							
(29) E.Persson/C.Lindholm (B)							(52) D.Palma/R. Nilsson (B)						
1	15:10:26.282	1:45.779	+5.309	28.119	45.858	31.802	1	15:10:31.288	1:46.419	+2.570	26.609	46.862	32.948
2	15:12:07.497	1:41.215	+0.745	25.884	44.080	31.251	2	15:12:15.142	1:43.854	+0.005	26.397	45.169	32.288
3	15:13:48.416	1:40.919	+0.449	25.873	43.720	31.326	3	15:13:59.109	1:43.967	+0.118	26.312	44.946	32.709
4	15:15:30.271	1:41.855	+1.385	26.106	44.005	31.744	4	15:15:43.388	1:44.279	+0.430	26.321	45.148	32.810
5	15:17:53.819	2:23.548	+43.078	28.328	1:15.461	39.759	5	15:17:59.582	2:16.194	+32.345	26.448	1:09.387	40.359
6	15:19:36.965	1:43.146	+2.676	26.443	45.197	31.506	6	15:19:43.431	1:43.849		26.377	45.181	32.291
p7	15:23:40.936	4:03.971	+2:23.501	29.986	1:18.217		p7	15:23:48.552	4:05.121	+2:21.272	27.897	1:16.108	45.279
8	15:26:21.888	2:40.952	+1:00.482		1:22.549	47.714	8	15:26:24.797	2:36.245	+52.396		1:16.380	31.111
9	15:28:03.332	1:41.444	+0.974	26.333	44.443	30.668	9	15:28:09.738	1:44.941	+1.092	26.419	45.411	33.111
10	15:29:43.802	1:40.470		26.012	43.653	30.805	10	15:29:53.987	1:44.249	+0.400	26.280	45.667	32.302
11	15:31:25.272	1:41.470	+1.000	26.284	43.614	31.572	11	15:31:38.287	1:44.300	+0.451	26.525	45.556	32.219
12	15:33:06.433	1:41.161	+0.691	26.178	43.826	31.157	12	15:33:22.631	1:44.344	+0.495	26.404	45.712	32.228
13	15:34:48.170	1:41.737	+1.267	26.306	44.372	31.059	13	15:35:07.575	1:44.944	+1.095	26.371	46.096	32.477
14	15:36:29.060	1:40.890	+0.420	26.217	43.749	30.924	14	15:36:53.235	1:45.660	+1.811	26.650	46.350	32.660
15	15:38:10.695	1:41.635	+1.165	26.263	44.251	31.121	15	15:38:38.206	1:44.971	+1.122	26.495	45.981	32.495
16	15:39:52.465	1:41.770	+1.300	26.352	44.229	31.189	16	15:40:24.248	1:46.042	+2.193	26.406	46.401	33.235
(60) F.Århaage (B)							(13) C.P.Bernadotte/N.Catsburg (A)						
1	15:10:26.874	1:44.794	+3.814	26.569	46.281	31.944	1	15:10:23.274	1:44.072	+5.723	27.068	44.701	32.303
2	15:12:08.275	1:41.401	+0.421	25.877	44.249	31.275	2	15:12:03.832	1:40.558	+2.209	25.257	43.352	31.949
3	15:13:49.255	1:40.980		25.762	43.817	31.401	3	15:13:43.531	1:39.699	+1.350	25.586	42.728	31.385
4	15:15:30.711	1:41.456	+0.476	25.745	44.112	31.599	4	15:15:21.880	1:38.349		25.008	42.492	30.849
5	15:17:54.376	2:23.665	+42.685	28.643	1:16.433	38.589	5	15:17:49.290	2:27.410	+49.061	26.441	1:19.393	41.576
6	15:19:36.133	1:41.757	+0.777	25.675	44.813	31.269							
p7	15:23:48.712	4:12.579	+2:31.599	30.259	1:18.170		(73) R.Jensen (A)						
8	15:26:23.997	2:35.285	+54.305		1:15.828	45.515	1	15:10:23.715	1:44.671	+7.445	26.843	45.661	32.167
9	15:28:06.283	1:42.286	+1.306	25.869	45.043	31.374	2	15:12:03.678	1:39.963	+2.737	24.442	44.050	31.471
10	15:29:47.985	1:41.702	+0.722	25.762	44.471	31.469	3	15:13:42.529	1:38.851	+1.625	24.576	43.424	30.851
11	15:31:29.776	1:41.791	+0.811	26.179	44.057	31.555	4	15:15:20.465	1:37.936	+0.710	24.380	42.902	30.654
12	15:33:11.194	1:41.418	+0.438	25.946	44.258	31.214	5	15:17:49.020	2:28.555	+51.329	26.235	1:20.012	42.308
13	15:34:52.735	1:41.541	+0.561	25.897	44.368	31.276	6	15:19:28.012	1:38.992	+1.766	24.720	43.229	31.043
14	15:36:34.548	1:41.813	+0.833	25.947	44.215	31.651	p7	15:23:32.880	4:04.868	+2:27.642	31.871	1:19.263	50.464
15	15:38:16.782	1:42.234	+1.254	26.196	44.629	31.409	8	15:26:19.993	2:47.113	+1:09.887		1:26.914	30.777
16	15:39:59.515	1:42.733	+1.753	26.095	44.806	31.832	9	15:27:59.571	1:39.578	+2.352	24.425	44.376	30.956
(31) M.Söderholm/H.Söderholm (B)							10	15:29:38.122	1:38.551	+1.325	24.567	43.028	30.496
1	15:10:31.010	1:47.155	+6.489	27.065	47.286	32.804	11	15:31:16.431	1:38.309	+1.083	24.416	43.397	30.496
2	15:12:16.215	1:45.205	+4.539	26.174	46.260	32.771	12	15:32:54.212	1:37.781	+0.555	24.466	42.882	30.433
3	15:14:00.148	1:43.933	+3.267	26.188	45.566	32.179	13	15:34:31.948	1:37.736	+0.510	24.380	42.711	30.645
4	15:15:44.107	1:43.959	+3.293	25.964	45.353	32.642	14	15:36:09.716	1:37.768	+0.542	24.159	42.872	30.737
5	15:18:00.885	2:16.778	+36.112	26.709	1:10.635	39.434	15	15:37:47.055	1:37.339	+0.113	24.304	42.592	30.443
6	15:19:45.240	1:44.355	+3.689	25.946	45.803	32.606	16	15:39:24.281	1:37.226		24.320	42.308	30.598
p7	15:23:54.449	4:09.209	+2:28.543	27.711	1:16.643								
8	15:26:25.718	2:31.269	+50.603		1:14.574	43.990							
9	15:28:09.827	1:44.109	+3.443	26.152	45.429	32.528							
10	15:29:54.154	1:44.327	+3.661	26.408	45.822	32.097							
11	15:31:36.474	1:42.320	+1.654	26.216	44.576	31.528							
12	15:33:18.460	1:41.986	+1.320	25.849	44.572	31.565							
13	15:34:59.871	1:41.411	+0.745	25.662	44.704	31.045							
14	15:36:40.537	1:40.666		25.433	44.041	31.192							
15	15:38:21.839	1:41.302	+0.636	25.597	44.448	31.257							
16	15:40:03.592	1:41.753	+1.087	25.728	44.619	31.406							
(21) H. Ricknaes/P.G. Andersson (B)													
1	15:10:28.178	1:44.701	+3.383	26.636	45.891	32.174							
2	15:12:11.750	1:43.572	+2.254	26.436	45.152	31.984							
3	15:13:55.150	1:43.400	+2.082	26.266	44.887	32.247							
4	15:15:39.700	1:44.550	+3.232	26.507	45.196	32.847							

STCC Anderstorp

Swedish GT

Anderstorp 4,025 Km

Heat 2

03.09.2017 15:05

Pit stops report

No.	Name	Class	Time of Day	Lap	LeadLap	PT Tm
20	S.Blomqvist/P.Blomqvist (A)	GTA	15:19:31.973	6	6	1:28.287
29	E.Persson/C.Lindholm (B)	GTB	15:19:36.965	6	6	1:26.451
52	D.Palma/R. Nilsson (B)	GTB	15:19:43.431	6	6	
52	D.Palma/R. Nilsson (B)	GTB	15:19:43.431	6	6	1:24.672
60	F.Århage (B)	GTB	15:19:36.133	6	6	1:35.616
73	R.Jensen (A)	GTA	15:19:28.012	6	6	1:30.261
88	E.Behrens/D.Roos (B)	GTB	15:19:34.948	6	6	
88	E.Behrens/D.Roos (B)	GTB	15:19:34.948	6	6	1:23.855
98	J.Brunstedt (A)	GTA	15:19:29.771	6	6	
98	J.Brunstedt (A)	GTA	15:19:29.771	6	6	1:22.100
99	I. Mattsson/F.Larsson (A)	GTA	15:19:25.152	6	6	
99	I. Mattsson/F.Larsson (A)	GTA	15:19:25.152	6	6	1:25.682
127	T.Lindroth/P.Baron (A)	GTA	15:19:31.156	6	6	1:28.921

