

## STCC Anderstorp

Carrera Cup

Anderstorp 4,025 Km

Test 1

01.09.2017 12:50

Practice (45:00 Time) started at 12:50:00

Pos	No.	Name	Entrant	Make	Nat./Club	Laps	Best Tm	Diff	In Lap	2nd Best
1	911	<b>Felix Rosenqvist</b>	Mtech Competition	Porsche 991 Cup	SWE-	21	1:34.633		16	1:34.884
2	3	<b>Jocke Mangs</b>		Porsche 991 Cup	SWE-KAK	18	1:34.876	0.243	16	1:35.163
3	11	<b>Pontus Fredricsson</b>	Fragus Motorsport	Porsche 991 Cup	SWE-KAK Motorsport	19	1:34.894	0.261	16	1:35.412
4	91	<b>Oscar Palm</b>		Porsche 991 Cup	SWE-KAK	18	1:35.168	0.535	13	1:35.615
5	57	<b>Lars-Bertil Rantzow (M)</b>	Mtech Competition	Porsche 991 Cup	SWE-KAK Syd	14	1:35.496	0.863	5	1:35.580
6	4	<b>Lukas Sundahl</b>		Porsche 991 Cup	SWE-Wäxjö MS	14	1:35.842	1.209	4	1:36.004
7	21	<b>Magnus Öhman (M)</b>	Mtech Competition	Porsche 991 Cup	SWE-KAK	20	1:36.066	1.433	20	1:36.597
8	9	<b>Thomas Karlsson (M)</b>	Mtech Competition	Porsche 991 Cup	SWE-Falkenbergs MK	20	1:36.279	1.646	4	1:36.792
9	14	<b>Mats Karlsson (M)</b>	Cirkus Karlsson Racing	Porsche 991 Cup	SWE-Karlskoga	12	1:36.383	1.750	7	1:36.490
10	99	<b>Ingvar Mattsson (M)</b>	Mattssons Fasterners	Porsche 991 Cup	SWE-ARC	18	1:37.745	3.112	7	1:37.844
11	25	<b>Peter Eriksson (M)</b>		Porsche 991 Cup	SWE-Hyllinge MS	17	1:38.299	3.666	5	1:38.322
12	88	<b>Anssi-Jukka Kasi (M)</b>	PWR Racing Customer Team	Porsche 991 Cup	FIN-LCF	20	1:39.290	4.657	20	1:39.882

### Announcements

Weather: cloudy 15 degrees dry track



## STCC Anderstorp

### Carrera Cup

### Anderstorp 4,025 Km

#### Test 1

01.09.2017 12:50

Practice (45:00 Time) started at 12:50:00

Lap	Time of Day	Lap Tm	Diff	S1 Tm	S2 Tm	S3 Tm
<b>(911) Felix Rosengvist</b>						
1	12:53:55.293	<b>1:40.433</b>	+5.800	25.494	44.208	30.731
2	12:55:32.497	<b>1:37.204</b>	+2.571	24.599	42.623	29.982
3	12:57:08.812	<b>1:36.315</b>	+1.682	24.329	42.207	29.779
4	12:58:44.527	<b>1:35.715</b>	+1.082	24.255	41.986	29.474
5	13:00:20.087	<b>1:35.560</b>	+0.927	24.234	41.856	29.470
6	13:01:58.684	<b>1:38.597</b>	+3.964	24.132	42.903	31.562
7	13:08:17.615	<b>6:18.931</b>	+4:44.298	24.173	43.951	30.350
8	13:09:55.171	<b>1:37.556</b>	+2.923	24.466	42.793	30.297
9	13:11:31.474	<b>1:36.303</b>	+1.670	24.424	42.152	29.727
10	13:13:08.270	<b>1:36.796</b>	+2.163	24.435	42.439	29.922
11	13:14:44.276	<b>1:36.006</b>	+1.373	24.319	41.912	29.775
12	13:20:53.198	<b>6:08.922</b>	+4:34.289	24.402	48.527	32.908
13	13:22:32.563	<b>1:39.365</b>	+4.732	25.268	43.887	30.210
14	13:24:08.062	<b>1:35.499</b>	+0.866	24.255	41.714	29.530
15	13:25:42.946	<b>1:34.884</b>	+0.251	24.191	41.229	29.464
16	13:27:17.579	<b>1:34.633</b>		24.122	<b>41.181</b>	<b>29.330</b>
17	13:28:52.517	<b>1:34.938</b>	+0.305	<b>24.057</b>	41.402	29.479
18	13:30:41.287	<b>1:48.770</b>	+14.137	24.095	48.934	35.741
19	13:32:22.738	<b>1:41.451</b>	+6.818	26.821	44.163	30.467
20	13:33:59.125	<b>1:36.387</b>	+1.754	24.210	42.074	30.103
p21	13:35:34.327	<b>1:35.202</b>	+0.569	24.108	41.462	

Lap	Time of Day	Lap Tm	Diff	S1 Tm	S2 Tm	S3 Tm
<b>(3) Jocke Mangs</b>						
1	12:53:40.693	<b>1:37.606</b>	+2.730	24.671	42.896	30.039
2	12:55:16.623	<b>1:35.930</b>	+1.054	24.357	42.127	29.446
3	12:56:51.882	<b>1:35.259</b>	+0.383	24.139	41.746	29.374
4	12:58:27.147	<b>1:35.265</b>	+0.389	24.123	41.631	29.511
5	13:00:03.948	<b>1:36.801</b>	+1.925	24.149	42.539	30.113
6	13:07:45.251	<b>7:41.303</b>	+6:06.427	24.145	44.167	35.537
7	13:09:20.955	<b>1:35.704</b>	+0.828	24.238	41.914	29.552
8	13:10:56.712	<b>1:35.757</b>	+0.881	24.223	41.779	29.755
9	13:16:28.528	<b>5:31.816</b>	+3:56.940	28.169	42.839	29.694
10	13:18:04.419	<b>1:35.891</b>	+1.015	24.295	41.969	29.627
11	13:23:38.636	<b>5:34.217</b>	+3:59.341	24.492	48.223	31.754
12	13:25:22.627	<b>1:43.991</b>	+9.115	27.089	45.372	31.530
13	13:27:12.784	<b>1:50.157</b>	+15.281	24.527	42.393	43.237
14	13:28:48.223	<b>1:35.439</b>	+0.563	24.306	41.664	29.469
15	13:30:28.760	<b>1:40.537</b>	+5.661	<b>23.981</b>	45.443	31.113
16	13:32:03.636	<b>1:34.876</b>		24.224	<b>41.402</b>	<b>29.250</b>
17	13:33:47.080	<b>1:43.444</b>	+8.568	24.069	46.868	32.507
18	13:35:22.243	<b>1:35.163</b>	+0.287	24.239	41.621	29.303

Lap	Time of Day	Lap Tm	Diff	S1 Tm	S2 Tm	S3 Tm
<b>(11) Pontus Fredricsson</b>						
1	12:54:29.014	<b>1:39.258</b>	+4.364	25.236	43.565	30.457
2	12:56:06.021	<b>1:37.007</b>	+2.113	24.506	42.608	29.893
3	12:57:42.179	<b>1:36.158</b>	+1.264	24.360	42.347	<b>29.451</b>
4	12:59:18.026	<b>1:35.847</b>	+0.953	24.451	41.797	29.599
5	13:00:53.841	<b>1:35.815</b>	+0.921	24.163	42.095	29.557
6	13:08:31.914	<b>7:38.073</b>	+6:03.179	25.318	42.738	29.603
7	13:10:08.399	<b>1:36.485</b>	+1.591	24.450	42.107	29.928
8	13:11:44.526	<b>1:36.127</b>	+1.233	24.501	41.867	29.759
9	13:13:21.374	<b>1:36.848</b>	+1.954	24.372	42.409	30.067
10	13:15:17.142	<b>1:55.768</b>	+20.874	24.475	1:00.881	30.412
11	13:16:53.474	<b>1:36.332</b>	+1.438	24.521	42.058	29.753
p12	13:18:30.075	<b>1:36.601</b>	+1.707	24.452	42.598	
13	13:25:28.924	<b>6:58.849</b>	+5:23.955	45.954	30.767	
14	13:27:07.181	<b>1:38.257</b>	+3.363	24.548	43.199	30.510
15	13:28:45.436	<b>1:38.255</b>	+3.361	24.309	42.125	31.821
16	13:30:20.330	<b>1:34.894</b>		<b>24.068</b>	<b>41.372</b>	29.454
17	13:31:55.742	<b>1:35.412</b>	+0.518	24.132	41.755	29.525
18	13:33:33.169	<b>1:37.427</b>	+2.533	24.352	42.885	30.190
19	13:35:08.867	<b>1:35.698</b>	+0.804	24.434	41.699	29.565

Lap	Time of Day	Lap Tm	Diff	S1 Tm	S2 Tm	S3 Tm
<b>(91) Oscar Palm</b>						
1	12:54:01.553	<b>1:37.351</b>	+2.183	24.788	42.552	30.011
2	12:55:37.744	<b>1:36.191</b>	+1.023	24.135	42.033	30.023
3	12:57:13.784	<b>1:36.040</b>	+0.872	24.088	42.144	29.608
4	12:58:49.535	<b>1:35.751</b>	+0.583	24.436	41.616	29.699
5	13:00:25.783	<b>1:36.248</b>	+1.080	24.133	42.365	29.750
6	13:06:31.699	<b>6:05.916</b>	+4:30.748	24.253	44.475	30.026
7	13:08:08.058	<b>1:36.359</b>	+1.191	24.414	42.056	29.889
8	13:09:43.968	<b>1:35.910</b>	+0.742	24.183	41.881	29.846

Lap	Time of Day	Lap Tm	Diff	S1 Tm	S2 Tm	S3 Tm
9	13:11:19.634	<b>1:35.666</b>	+0.498	24.347	41.659	29.660
10	13:19:31.827	<b>8:12.193</b>	+6:37.025	24.337	53.707	33.872
11	13:21:17.556	<b>1:45.729</b>	+10.561	25.013	50.576	30.140
12	13:22:53.527	<b>1:35.971</b>	+0.803	24.238	41.994	29.739
13	13:24:28.695	<b>1:35.168</b>		24.095	<b>41.589</b>	<b>29.484</b>
14	13:26:04.973	<b>1:36.278</b>	+1.110	<b>24.054</b>	42.434	29.790
15	13:27:40.588	<b>1:35.615</b>	+0.447	24.234	41.746	29.635
p16	13:29:15.274	<b>1:34.686</b>	-0.482	24.126	42.179	
17	13:34:36.480	<b>5:21.206</b>	+3:46.038		42.061	30.655
p18	13:36:10.310	<b>1:33.830</b>	-1.338	24.542	42.505	
<b>(57) Lars-Bertil Rantzow (M)</b>						
1	12:54:30.491	<b>1:39.004</b>	+3.508	24.734	43.875	30.395
2	12:56:07.637	<b>1:37.146</b>	+1.650	24.314	42.493	30.339
3	12:57:43.217	<b>1:35.580</b>	+0.084	24.266	41.649	29.665
4	12:59:18.811	<b>1:35.594</b>	+0.098	<b>24.120</b>	41.783	29.691
5	13:00:54.307	<b>1:35.496</b>		24.206	41.755	<b>29.535</b>
6	13:02:29.887	<b>1:35.580</b>	+0.084	24.338	41.695	29.547
7	13:08:50.973	<b>6:21.086</b>	+4:45.590	24.410	42.872	29.952
8	13:10:27.208	<b>1:36.235</b>	+0.739	24.519	<b>41.572</b>	30.144
p9	13:12:04.126	<b>1:36.918</b>	+1.422	24.475	42.186	
10	13:16:22.255	<b>4:18.129</b>	+2:42.633		45.972	30.607
11	13:17:58.588	<b>1:36.333</b>	+0.837	24.553	41.843	29.937
12	13:19:34.645	<b>1:36.057</b>	+0.561	24.449	41.712	29.896
13	13:21:23.966	<b>1:49.321</b>	+13.825	24.403	54.811	30.107
p14	13:23:02.966	<b>1:39.000</b>	+3.504	24.385	42.280	

Lap	Time of Day	Lap Tm	Diff	S1 Tm	S2 Tm	S3 Tm
<b>(4) Lukas Sundahl</b>						
1	12:54:00.301	<b>1:40.908</b>	+5.066	26.556	43.880	30.472
2	12:55:37.080	<b>1:36.779</b>	+0.937	24.367	42.624	29.788
3	12:57:13.338	<b>1:36.258</b>	+0.416	24.218	42.288	29.752
4	12:58:49.180	<b>1:35.842</b>		24.189	<b>41.902</b>	29.751
5	13:00:27.663	<b>1:38.483</b>	+2.641	24.203	44.566	29.714
6	13:02:03.667	<b>1:36.004</b>	+0.162	<b>24.182</b>	42.168	<b>29.654</b>
7	13:10:56.286	<b>8:52.619</b>	+7:16.777	24.324	43.301	29.996
8	13:12:35.543	<b>1:39.257</b>	+3.415	24.694	44.629	29.934
9	13:14:12.224	<b>1:36.681</b>	+0.839	24.579	42.304	29.798
10	13:15:48.642	<b>1:36.418</b>	+0.576	24.471	42.017	29.930
p11	13:17:26.950	<b>1:38.308</b>	+2.466	24.447	42.155	
12	13:26:02.774	<b>8:35.824</b>	+6:59.982		43.018	29.893
13	13:27:39.287	<b>1:36.513</b>	+0.671	24.351	42.178	29.984
p14	13:29:20.091	<b>1:40.804</b>	+4.962	24.498	42.989	

Lap	Time of Day	Lap Tm	Diff	S1 Tm	S2 Tm	S3 Tm
<b>(21) Magnus Öhman (M)</b>						
1	12:54:06.409	<b>1:39.785</b>	+3.719	25.083	44.008	30.694
2	12:55:44.847	<b>1:38.438</b>	+2.372	24.626	43.394	30.418
3	12:57:22.593	<b>1:37.746</b>	+1.680	24.616	42.947	30.183
4	12:59:00.254	<b>1:37.661</b>	+1.595	<b>24.332</b>	42.953	30.376
5	13:00:37.198	<b>1:36.944</b>	+0.878	24.443	42.617	29.884
6	13:02:13.958	<b>1:36.760</b>	+0.694	24.426	42.386	29.948
7	13:03:50.555	<b>1:36.597</b>	+0.531	24.429	42.322	29.846
8	13:10:55.903	<b>7:05.348</b>	+5:29.282	24.580	43.587	30.190
9	13:12:32.564	<b>1:36.661</b>	+0.595	24.611	41.972	30.078
10	13:1					

## STCC Anderstorp

### Carrera Cup

Anderstorp 4,025 Km

### Test 1

01.09.2017 12:50

Practice (45:00 Time) started at 12:50:00

Lap	Time of Day	Lap Tm	Diff	S1 Tm	S2 Tm	S3 Tm	Lap	Time of Day	Lap Tm	Diff	S1 Tm	S2 Tm	S3 Tm
9	13:13:15.442	1:37.262	+0.983	24.478	42.516	30.268	8	13:11:13.533	6:34.759	+4:55.469	25.441	44.943	31.767
10	13:14:52.881	1:37.439	+1.160	24.571	42.688	30.180	9	13:12:55.080	1:41.547	+2.257	24.985	44.385	32.177
11	13:16:29.954	1:37.073	+0.794	24.567	42.526	29.980	10	13:14:35.940	1:40.860	+1.570	25.168	43.937	31.755
12	13:18:07.195	1:37.241	+0.962	24.549	42.507	30.185	11	13:16:16.628	1:40.688	+1.398	25.464	43.754	31.470
13	13:19:44.199	1:37.004	+0.725	24.550	42.352	30.102	12	13:17:57.566	1:40.938	+1.648	25.373	43.565	32.000
p14	13:21:19.196	1:34.997	-1.282	24.384	42.473		13	13:19:39.267	1:41.701	+2.411	25.836	43.621	32.244
15	13:28:04.218	6:45.022	+5:08.743		46.388	31.570	14	13:21:19.844	1:40.577	+1.287	25.248	43.906	31.423
16	13:29:42.389	1:38.171	+1.892	24.790	43.009	30.372	15	13:22:59.726	1:39.882	+0.592	25.153	43.410	31.319
17	13:31:19.607	1:37.218	+0.939	24.467	42.657	30.094	p16	13:24:42.600	1:42.874	+3.584	25.657	45.049	
18	13:32:56.869	1:37.262	+0.983	24.364	42.857	30.041	17	13:30:13.242	5:30.642	+3:51.352		44.260	31.638
19	13:34:34.525	1:37.656	+1.377	24.560	42.765	30.331	18	13:31:53.952	1:40.710	+1.420	25.323	43.908	31.479
20	13:36:11.483	1:36.958	+0.679	24.473	42.356	30.129	19	13:33:34.464	1:40.512	+1.222	25.180	43.616	31.716
							20	13:35:13.754	1:39.290		25.083	43.313	30.894

#### (14) Mats Karlsson (M)

1	13:03:10.714	1:47.947	+11.564	24.385	52.880	30.682
2	13:04:47.390	1:36.676	+0.293	24.327	42.038	30.311
3	13:15:26.202	10:38.812	+9:02.429	24.365	46.709	30.994
4	13:17:03.924	1:37.722	+1.339	24.701	42.563	30.458
5	13:18:41.046	1:37.122	+0.739	24.455	42.315	30.352
6	13:20:17.536	1:36.490	+0.107	24.482	41.944	30.064
7	13:21:53.919	1:36.383		24.325	41.795	30.263
p8	13:23:30.114	1:36.195	-0.188	24.323	42.058	
9	13:31:28.135	7:58.021	+6:21.638		44.309	30.745
10	13:33:05.148	1:37.013	+0.630	24.553	42.212	30.248
11	13:34:41.691	1:36.543	+0.160	24.303	42.177	30.063
12	13:36:18.641	1:36.950	+0.567	24.463	42.058	30.429

#### (99) Ingvar Mattsson (M)


1	12:54:25.632	1:42.835	+5.090	25.402	45.012	32.421
2	12:56:07.936	1:42.304	+4.559	25.816	45.361	31.127
3	12:57:46.710	1:38.774	+1.029	24.926	43.404	30.444
4	12:59:24.699	1:37.989	+0.244	24.526	43.064	30.399
5	13:01:02.543	1:37.844	+0.099	24.554	43.003	30.287
6	13:02:40.690	1:38.147	+0.402	24.513	43.264	30.370
7	13:04:18.435	1:37.745		24.508	43.040	30.197
8	13:05:56.850	1:38.415	+0.670	24.606	43.218	30.591
9	13:12:08.936	6:12.086	+4:34.341	24.637	44.266	30.778
10	13:13:48.082	1:39.146	+1.401	24.820	43.656	30.670
11	13:15:27.169	1:39.087	+1.342	24.866	43.437	30.784
12	13:17:05.939	1:38.770	+1.025	24.726	43.482	30.562
13	13:18:44.434	1:38.495	+0.750	24.997	42.911	30.587
14	13:20:22.414	1:37.980	+0.235	24.581	42.956	30.443
15	13:22:01.269	1:38.855	+1.110	24.627	43.438	30.790
16	13:23:40.270	1:39.001	+1.256	24.703	43.607	30.691
17	13:25:19.416	1:39.146	+1.401	24.620	43.605	30.921
p18	13:26:58.585	1:39.169	+1.424	25.194	43.371	

#### (25) Peter Eriksson (M)

1	12:54:49.802	1:47.516	+9.217	26.993	47.878	32.645
2	12:56:30.933	1:41.131	+2.832	25.139	44.782	31.210
3	12:58:10.214	1:39.281	+0.982	24.837	43.735	30.709
4	12:59:48.600	1:38.386	+0.087	24.613	43.204	30.569
5	13:01:26.899	1:38.299		24.573	42.757	30.969
6	13:07:32.342	6:05.443	+4:27.144	25.174	44.371	31.462
7	13:09:11.125	1:38.783	+0.484	24.851	43.296	30.636
8	13:10:49.447	1:38.322	+0.023	24.979	43.036	30.307
9	13:12:28.153	1:38.706	+0.407	24.861	43.060	30.785
10	13:14:06.994	1:38.841	+0.542	24.936	43.163	30.742
11	13:15:45.915	1:38.921	+0.622	24.762	43.282	30.877
12	13:24:08.041	8:22.126	+6:43.827	25.414	51.836	35.083
13	13:25:55.101	1:47.060	+8.761	27.862	46.745	32.453
14	13:27:37.155	1:42.054	+3.755	25.544	44.841	31.669
15	13:29:19.498	1:42.343	+4.044	25.247	45.256	31.840
16	13:30:58.675	1:39.177	+0.878	25.214	43.386	30.577
p17	13:32:42.258	1:43.583	+5.284	27.312	45.003	

#### (88) Anssi-Jukka Kasi (M)

1	12:54:24.958	1:46.513	+7.223	26.447	47.032	33.034
2	12:56:11.248	1:46.290	+7.000	26.289	46.892	33.109
3	12:57:53.101	1:41.853	+2.563	25.338	44.365	32.150
4	12:59:34.836	1:41.735	+2.445	25.068	44.167	32.500
5	13:01:16.463	1:41.627	+2.337	25.400	44.396	31.831
6	13:02:57.103	1:40.640	+1.350	25.109	43.743	31.788
7	13:04:38.774	1:41.671	+2.381	25.342	44.007	32.322



## STCC Anderstorp

Carrera Cup

Anderstorp 4,025 Km

Test 2

01.09.2017 15:05

Practice (45:00 Time) started at 15:05:00

Pos	No.	Name	Entrant	Make	Nat./Club	Laps	Best Tm	Diff	In Lap	2nd Best
1	3	<b>Jocke Mangs</b>		Porsche 991 Cup	SWE-KAK	11	1:34.795		10	1:35.001
2	4	<b>Lukas Sundahl</b>		Porsche 991 Cup	SWE-Wåxjö MS	14	1:34.830	0.035	11	1:35.205
3	66	<b>Robin Hansson</b>	Fragus Motorsport	Porsche 991 Cup	SWE-Team 13	9	1:34.837	0.042	6	1:35.366
4	911	<b>Felix Rosenqvist</b>	Mtech Competition	Porsche 991 Cup	SWE-	11	1:34.888	0.093	11	1:34.987
5	91	<b>Oscar Palm</b>		Porsche 991 Cup	SWE-KAK	12	1:35.086	0.291	3	1:35.189
6	11	<b>Pontus Fredricsson</b>	Fragus Motorsport	Porsche 991 Cup	SWE-KAK Motorsport	15	1:35.366	0.571	12	1:35.549
7	14	<b>Mats Karlsson (M)</b>	Cirkus Karlsson Racing	Porsche 991 Cup	SWE-Karlskoga	13	1:35.409	0.614	13	1:36.212
8	57	<b>Lars-Bertil Rantzow (M)</b>	Mtech Competition	Porsche 991 Cup	SWE-KAK Syd	15	1:35.518	0.723	11	1:35.577
9	21	<b>Magnus Öhman (M)</b>	Mtech Competition	Porsche 991 Cup	SWE-KAK	16	1:35.972	1.177	6	1:36.176
10	99	<b>Ingvar Mattsson (M)</b>	Mattssons Fasterners	Porsche 991 Cup	SWE-ARC	16	1:36.715	1.920	8	1:36.943
11	9	<b>Thomas Karlsson (M)</b>	Mtech Competition	Porsche 991 Cup	SWE-Falkenbergs MK	2	1:37.222	2.427	2	1:39.011
12	25	<b>Peter Eriksson (M)</b>		Porsche 991 Cup	SWE-Hyllinge MS	13	1:38.163	3.368	12	1:38.312
13	88	<b>Anssi-Jukka Kasi (M)</b>	PWR Racing Customer Team	Porsche 991 Cup	FIN-LCF	17	1:38.167	3.372	9	1:38.241



## STCC Anderstorp

### Carrera Cup

### Anderstorp 4,025 Km

#### Test 2

01.09.2017 15:05

#### Practice (45:00 Time) started at 15:05:00

Lap	Time of Day	Lap Tm	Diff	S1 Tm	S2 Tm	S3 Tm
<b>(3) Jocke Mangs</b>						
1	15:08:40.616	<b>1:36.109</b>	+1.314	24.429	42.079	29.601
2	15:10:15.852	<b>1:35.236</b>	+0.441	24.207	41.630	29.399
3	15:11:50.918	<b>1:35.066</b>	+0.271	24.165	41.592	29.309
4	15:23:37.461	<b>11:46.543</b>	+10:11.748		43.339	29.914
5	15:25:13.252	<b>1:35.791</b>	+0.996	24.321	41.972	29.498
6	15:26:48.790	<b>1:35.538</b>	+0.743	24.261	41.780	29.497
7	15:32:15.884	<b>5:27.094</b>	+3:52.299	25.389	45.644	36.017
8	15:40:26.705	<b>8:10.821</b>	+6:36.026	24.665	43.482	29.696
9	15:42:01.834	<b>1:35.129</b>	+0.334	<b>24.088</b>	41.664	29.377
10	15:43:36.629	<b>1:34.795</b>		24.128	<b>41.406</b>	<b>29.261</b>
11	15:45:11.630	<b>1:35.001</b>	+0.206	24.153	41.576	29.272

Lap	Time of Day	Lap Tm	Diff	S1 Tm	S2 Tm	S3 Tm
<b>(4) Lukas Sundahl</b>						
1	15:08:45.469	<b>1:36.896</b>	+2.066	24.434	42.518	29.944
2	15:10:21.802	<b>1:36.333</b>	+1.503	24.353	42.142	29.838
3	15:11:57.475	<b>1:35.673</b>	+0.843	24.085	42.009	29.579
4	15:24:07.239	<b>12:09.764</b>	-10:34.934		43.141	29.919
5	15:25:43.593	<b>1:36.354</b>	+1.524	24.438	42.092	29.824
6	15:27:19.350	<b>1:35.757</b>	+0.927	24.185	41.968	29.604
7	15:28:55.607	<b>1:36.257</b>	+1.427	24.378	42.198	29.681
p8	15:30:29.653	<b>1:34.046</b>	-0.784	24.212	42.815	
9	15:40:49.252	<b>10:19.599</b>	+8:44.769		47.010	32.597
10	15:42:27.954	<b>1:38.702</b>	+3.872	24.171	43.841	30.690
11	15:44:02.784	<b>1:34.830</b>		24.128	<b>41.374</b>	<b>29.328</b>
12	15:45:37.989	<b>1:35.205</b>	+0.375	<b>23.974</b>	41.861	29.370
p13	15:47:15.190	<b>1:37.201</b>	+2.371	24.642	44.020	
14	15:51:24.940	<b>4:09.750</b>	+2:34.920		45.687	29.394

Lap	Time of Day	Lap Tm	Diff	S1 Tm	S2 Tm	S3 Tm
<b>(66) Robin Hansson</b>						
1	15:08:27.144	<b>1:36.305</b>	+1.468	24.479	42.110	29.716
2	15:10:02.784	<b>1:35.640</b>	+0.803	24.401	41.808	29.431
3	15:11:38.150	<b>1:35.366</b>	+0.529	24.305	41.478	29.583
4	15:24:23.776	<b>12:45.626</b>	+11:10.789		45.097	30.965
5	15:26:00.920	<b>1:37.144</b>	+2.307	25.692	42.016	29.436
6	15:27:35.757	<b>1:34.837</b>		24.271	<b>41.149</b>	29.417
7	15:29:11.176	<b>1:35.419</b>	+0.582	24.348	41.723	<b>29.348</b>
8	15:31:17.831	<b>2:06.655</b>	+31.818	<b>24.241</b>	1:00.642	41.772
p9	15:33:20.805	<b>2:02.974</b>	+28.137	37.288	51.081	

Lap	Time of Day	Lap Tm	Diff	S1 Tm	S2 Tm	S3 Tm
<b>(911) Felix Rosenqvist</b>						
1	15:09:02.415	<b>1:38.118</b>	+3.230	24.512	42.753	30.853
2	15:10:38.393	<b>1:35.978</b>	+1.090	24.300	41.899	29.779
3	15:12:15.862	<b>1:37.469</b>	+2.581	24.688	43.040	29.741
4	15:23:08.177	<b>10:52.315</b>	+9:17.427		43.234	29.758
5	15:24:43.816	<b>1:35.639</b>	+0.751	24.299	41.697	29.643
6	15:26:18.803	<b>1:34.987</b>	+0.099	24.167	41.488	<b>29.332</b>
7	15:27:54.028	<b>1:35.225</b>	+0.337	24.177	41.594	29.454
p8	15:34:51.698	<b>6:57.670</b>	+5:22.782	24.227	1:11.840	
9	15:40:46.727	<b>5:55.029</b>	+4:20.141		46.096	31.923
10	15:42:25.878	<b>1:39.151</b>	+4.263	25.485	43.530	30.136
11	15:44:00.766	<b>1:34.888</b>		24.212	<b>41.316</b>	29.360

Lap	Time of Day	Lap Tm	Diff	S1 Tm	S2 Tm	S3 Tm
<b>(91) Oscar Palm</b>						
1	15:08:56.131	<b>1:39.546</b>	+4.460	24.985	44.719	29.842
2	15:10:31.355	<b>1:35.224</b>	+0.138	<b>24.063</b>	41.588	29.573
3	15:12:06.441	<b>1:35.086</b>		24.202	<b>41.378</b>	29.506
4	15:23:05.302	<b>10:58.861</b>	+9:23.775	24.319	43.175	29.848
5	15:24:40.491	<b>1:35.189</b>	+0.103	24.259	41.478	<b>29.452</b>
6	15:26:15.937	<b>1:35.446</b>	+0.360	24.260	41.651	29.535
7	15:27:51.392	<b>1:35.455</b>	+0.369	24.274	41.615	29.566
8	15:41:16.258	<b>13:24.866</b>	+11:49.780	24.248	52.967	36.152
9	15:42:57.031	<b>1:40.773</b>	+5.687	24.463	46.388	29.922
10	15:44:32.244	<b>1:35.213</b>	+0.127	24.199	41.533	29.481
11	15:46:07.500	<b>1:35.256</b>	+0.170	24.100	41.602	29.554
12	15:47:45.575	<b>1:38.075</b>	+2.989	24.261	43.960	29.854

Lap	Time of Day	Lap Tm	Diff	S1 Tm	S2 Tm	S3 Tm
<b>(11) Pontus Fredricsson</b>						
1	15:08:55.449	<b>1:38.294</b>	+2.928	24.881	43.542	29.871
2	15:10:30.998	<b>1:35.549</b>	+0.183	24.248	41.684	29.617
3	15:12:08.384	<b>1:37.386</b>	+2.020	25.239	42.492	29.655
4	15:23:15.224	<b>11:06.840</b>	+9:31.474		42.991	31.836
5	15:24:51.168	<b>1:35.944</b>	+0.578	24.281	41.895	29.768

Lap	Time of Day	Lap Tm	Diff	S1 Tm	S2 Tm	S3 Tm
6	15:26:27.077	<b>1:35.909</b>	+0.543	24.281	41.809	29.819
7	15:28:03.573	<b>1:36.496</b>	+1.130	24.460	42.342	29.694
8	15:29:39.602	<b>1:36.029</b>	+0.663	24.437	41.819	29.773
p9	15:31:16.279	<b>1:36.677</b>	+1.311	24.160		
10	15:41:26.402	<b>10:10.123</b>	+8:34.757		45.363	31.419
11	15:43:03.632	<b>1:37.230</b>	+1.864	24.800	42.119	30.311
12	15:44:38.998	<b>1:35.366</b>		24.271	<b>41.595</b>	<b>29.500</b>
13	15:46:15.394	<b>1:36.396</b>	+1.030	<b>24.094</b>	42.181	30.121
14	15:47:52.364	<b>1:36.970</b>	+1.604	24.201	43.030	29.739
p15	15:49:29.396	<b>1:37.032</b>	+1.666	24.694	43.336	

Lap	Time of Day	Lap Tm	Diff	S1 Tm	S2 Tm	S3 Tm
<b>(14) Mats Karlsson (M)</b>						
1	15:09:03.214	<b>1:39.797</b>	+4.388	24.958	42.964	31.875
2	15:10:41.896	<b>1:38.682</b>	+3.273	25.170	42.623	30.889
3	15:12:18.352	<b>1:36.456</b>	+1.047	24.380	41.956	30.120
4	15:23:11.066	<b>10:52.714</b>	+9:17.305	24.821	42.899	30.077
5	15:24:47.278	<b>1:36.212</b>	+0.803	24.326	41.970	29.916
6	15:26:23.743	<b>1:36.465</b>	+1.056	24.272	42.012	30.181
7	15:28:00.574	<b>1:36.831</b>	+1.422	24.724	42.095	30.012
8	15:29:38.326	<b>1:37.752</b>	+2.343	24.405	43.284	30.063
9	15:31:14.623	<b>1:36.297</b>	+0.888	24.388	41.801	30.108
p10	15:37:19.694	<b>6:05.071</b>	+4:29.662	24.526	5:06.138	
11	15:42:10.618	<b>4:50.924</b>	+3:15.515		48.794	35.853
12	15:43:48.139	<b>1:37.521</b>	+2.112	24.680	42.633	30.208
13	15:45:23.548	<b>1:35.409</b>		<b>24.190</b>	<b>41.554</b>	<b>29.665</b>

Lap	Time of Day	Lap Tm	Diff	S1 Tm	S2 Tm	S3 Tm
<b>(57) Lars-Bertil Rantzow (M)</b>						
1	15:09:03.450	<b>1:38.511</b>	+2.993	24.320	42.791	31.400
2	15:10:40.024	<b>1:36.574</b>	+1.056	24.679	41.921	29.974
3	15:12:16.755	<b>1:36.731</b>	+1.213	24.286	42.576	29.869
4	15:23:08.547	<b>10:51.792</b>	+9:16.274		43.202	29.600
5	15:24:44.255	<b>1:35.708</b>	+0.190	24.306	41.688	29.714
6	15:26:19.832	<b>1:35.577</b>	+0.059	24.226	41.824	<b>29.527</b>
p7	15:28:50.532	<b>2:30.700</b>	+55.182	1:18.116		
p8	15:35:01.439	<b>6:10.907</b>	+4:35.389		1:00.913	
9	15:40:47.471	<b>5:46.032</b>	+4:10.514		46.220	31.988
10	15:42:26.622	<b>1:39.151</b>	+3.633	25.313	43.494	30.344
11	15:44:02.140	<b>1:35.518</b>		24.346	<b>41.520</b>	29.652
12	15:45:39.311	<b>1:37.171</b>	+1.653	24.316	43.082	29.773
13	15:47:16.923	<b>1:37.612</b>	+2.094	24.537	43.110	29.965
14	15:48:53.963	<b>1:37.040</b>	+1.522	24.732	42.599	29.709
15	15:50:31.276	<b>1:37.313</b>	+1.795	25.008	42.560	29.745

Lap	Time of Day	Lap Tm	Diff	S1 Tm	S2 Tm	S3 Tm
<b>(21) Magnus Öhman (M)</b>						
1	15:09:02.811	<b>1:44.189</b>	+8.217	25.105	43.869	35.215
2	15:10:39.725	<b>1:36.914</b>	+0.942	24.575	42.436	29.903
3	15:12:24.458	<b>1:44.733</b>	+8.761	24.642	43.484	36.607
4	15:23:09.693	<b>10:45.235</b>	+9:09.263		43.253	30.018
5	15:24:45.869	<b>1:36.176</b>	+0.204	<b>24.322</b>	42.037	29.817
6	15:26:21.841	<b>1:35.972</b>		24.404	<b>41.853</b>	29.715
7	15:27:58.422	<b>1:36.581</b>	+0.609	24.557	41.928	30.096
8	15:29:35.601	<b>1:37.179</b>	+1.207	24.634	42.517	30.028
p9	15:31:14.804	<b>1:39.203</b>	+3.231	24.676	42.285	
10	15:40:50.756	<b>9:35.952</b>	+7:59.980			

## STCC Anderstorp

### Carrera Cup

Anderstorp 4,025 Km

### Test 2

01.09.2017 15:05

Practice (45:00 Time) started at 15:05:00

Lap	Time of Day	Lap Tm	Diff	S1 Tm	S2 Tm	S3 Tm	Lap	Time of Day	Lap Tm	Diff	S1 Tm	S2 Tm	S3 Tm
13	15:45:49.187	1:39.255	+2.540	24.398	43.460	31.397							
14	15:47:27.069	1:37.882	+1.167	24.681	42.967	30.234							
15	15:49:04.349	1:37.280	+0.565	24.528	42.612	30.140							
p16	15:50:43.021	1:38.672	+1.957	24.788	43.245								
(9) Thomas Karlsson (M)													
1	15:09:33.604	1:39.011	+1.789	25.442	42.929	30.640							
2	15:11:10.826	1:37.222		24.732	42.576	29.914							
(25) Peter Eriksson (M)													
1	15:09:13.866	1:42.106	+3.943	26.122	44.497	31.487							
2	15:10:52.720	1:38.854	+0.691	25.103	43.202	30.549							
3	15:12:31.092	1:38.372	+0.209	24.768	43.195	30.409							
4	15:23:31.298	1:00.206	+9:22.043	24.694	44.871	31.470							
5	15:25:09.902	1:38.604	+0.441	25.017	43.016	30.571							
6	15:26:48.214	1:38.312	+0.149	24.975	42.913	30.424							
7	15:28:29.472	1:41.258	+3.095	26.305	43.927	31.026							
8	15:30:27.796	1:58.324	+20.161	24.832	1:02.499	30.993							
9	15:32:06.798	1:39.002	+0.839	24.701	43.175	31.126							
10	15:40:57.635	8:50.837	+7:12.674	24.909	44.265	31.264							
11	15:42:36.462	1:38.827	+0.664	24.932	43.202	30.693							
12	15:44:14.625	1:38.163		24.763	42.886	30.514							
13	15:45:53.137	1:38.512	+0.349	24.734	43.099	30.679							
(88) Anssi-Jukka Kasi (M)													
1	15:08:58.832	1:42.801	+4.634	25.477	45.735	31.589							
2	15:10:38.010	1:39.178	+1.011	24.613	43.154	31.411							
3	15:12:18.069	1:40.059	+1.892	24.876	44.414	30.769							
4	15:23:17.904	1:05.835	+9:21.668	24.880	44.280	30.629							
5	15:24:56.903	1:38.999	+0.832	24.969	43.265	30.765							
6	15:26:36.064	1:39.161	+0.994	24.974	43.144	31.043							
7	15:28:16.409	1:40.345	+2.178	26.583	43.167	30.595							
8	15:29:54.650	1:38.241	+0.074	24.782	43.044	30.415							
9	15:31:32.817	1:38.167		24.728	42.836	30.603							
p10	15:33:16.039	1:43.222	+5.055	24.859	45.840								
11	15:40:52.152	7:36.113	+5:57.946	44.074	31.028								
12	15:42:30.554	1:38.402	+0.235	24.707	43.158	30.537							
13	15:44:09.065	1:38.511	+0.344	24.622	43.171	30.718							
14	15:45:50.054	1:40.989	+2.822	24.703	43.444	32.842							
15	15:47:28.852	1:38.798	+0.631	24.753	43.266	30.779							
16	15:49:07.267	1:38.415	+0.248	24.561	42.960	30.894							
p17	15:50:58.249	1:50.982	+12.815	26.392	49.660								





## STCC Anderstorp

Carrera Cup

Anderstorp 4,025 Km

Qualifying Q1

02.09.2017 11:00

Qualifying (17:00 Time) started at 11:01:06

Pos	No.	Name	Entrant	Make	Nat./Club	Laps	Best Tm	Diff	In Lap	2nd Best
1	911	<b>Felix Rosenqvist</b>	Mtech Competition	Porsche 991 Cup	SWE-	7	1:34.092		4	1:34.529
2	3	<b>Jocke Mangs</b>		Porsche 991 Cup	SWE-KAK	7	1:34.389	0.297	4	1:34.516
3	4	<b>Lukas Sundahl</b>		Porsche 991 Cup	SWE-Wåxjö MS	7	1:34.702	0.610	6	1:34.872
4	66	<b>Robin Hansson</b>	Fragus Motorsport	Porsche 991 Cup	SWE-Team 13	7	1:34.720	0.628	4	1:34.970
5	57	<b>Lars-Bertil Rantzow (M)</b>	Mtech Competition	Porsche 991 Cup	SWE-KAK Syd	6	1:34.787	0.695	6	1:34.920
6	91	<b>Oscar Palm</b>		Porsche 991 Cup	SWE-KAK	6	1:34.901	0.809	4	1:35.069
7	11	<b>Pontus Fredricsson</b>	Fragus Motorsport	Porsche 991 Cup	SWE-KAK Motorsport	10	1:35.265	1.173	7	1:35.485
8	14	<b>Mats Karlsson (M)</b>	Cirkus Karlsson Racing	Porsche 991 Cup	SWE-Karlskoga	6	1:35.434	1.342	5	1:35.530
9	21	<b>Magnus Öhman (M)</b>	Mtech Competition	Porsche 991 Cup	SWE-KAK	6	1:35.503	1.411	6	1:36.301
10	9	<b>Thomas Karlsson (M)</b>	Mtech Competition	Porsche 991 Cup	SWE-Falkenbergs MK	10	1:35.584	1.492	6	1:36.142
11	25	<b>Peter Eriksson (M)</b>		Porsche 991 Cup	SWE-Hyllinge MS	8	1:36.487	2.395	5	1:36.713
12	99	<b>Ingvar Mattsson (M)</b>	Mattssons Fasterners	Porsche 991 Cup	SWE-ARC	10	1:36.529	2.437	9	1:36.695
13	88	<b>Anssi-Jukka Kasi (M)</b>	PWR Racing Customer Team	Porsche 991 Cup	FIN-LCF	7	1:37.497	3.405	5	1:38.089

### Announcements

Weather: sunny 15 degrees dry track



## STCC Anderstorp

### Carrera Cup

### Anderstorp 4,025 Km

### Qualifying Q1

02.09.2017 11:00

### Qualifying (17:00 Time) started at 11:01:06

Lap	Time of Day	Lap Tm	Diff	S1 Tm	S2 Tm	S3 Tm
<b>(911) Felix Rosengvist</b>						
1	11:03:28.088	<b>2:06.613</b>	+32.521		51.386	32.976
2	11:05:09.409	<b>1:41.321</b>	+7.229	26.209	44.535	30.577
3	11:06:44.489	<b>1:35.080</b>	+0.988	24.174	41.692	29.214
4	11:08:18.581	<b>1:34.092</b>		<b>23.939</b>	<b>41.221</b>	<b>28.932</b>
5	11:09:53.534	<b>1:34.953</b>	+0.861	24.223	41.445	29.285
6	11:11:30.018	<b>1:36.484</b>	+2.392	24.439	42.491	29.554
7	11:13:04.547	<b>1:34.529</b>	+0.437	24.093	41.268	29.168

Lap	Time of Day	Lap Tm	Diff	S1 Tm	S2 Tm	S3 Tm
<b>(3) Jocke Mangs</b>						
1	11:03:07.600	<b>1:52.028</b>	+17.639		45.413	30.931
2	11:04:45.056	<b>1:37.456</b>	+3.067	24.776	42.889	29.791
3	11:06:19.848	<b>1:34.792</b>	+0.403	24.051	41.649	29.092
4	11:07:54.237	<b>1:34.389</b>		24.093	<b>41.232</b>	<b>29.064</b>
5	11:09:31.148	<b>1:36.911</b>	+2.522	24.066	42.158	30.687
6	11:11:05.664	<b>1:34.516</b>	+0.127	<b>24.009</b>	29.209	29.209
7	11:12:48.841	<b>1:43.177</b>	+8.788	26.232	45.680	31.265

Lap	Time of Day	Lap Tm	Diff	S1 Tm	S2 Tm	S3 Tm
<b>(4) Lukas Sundahl</b>						
1	11:03:13.354	<b>1:54.069</b>	+19.367		46.926	31.780
2	11:04:52.049	<b>1:38.695</b>	+3.993	24.569	43.642	30.484
3	11:06:27.399	<b>1:35.350</b>	+0.648	24.152	41.809	29.389
4	11:08:02.271	<b>1:34.872</b>	+0.170	<b>24.100</b>	41.606	<b>29.166</b>
5	11:09:43.076	<b>1:40.805</b>	+6.103	24.913	44.118	31.774
6	11:11:17.778	<b>1:34.702</b>		24.132	41.281	29.289
7	11:13:01.532	<b>1:43.754</b>	+9.052	25.345	46.681	31.728

Lap	Time of Day	Lap Tm	Diff	S1 Tm	S2 Tm	S3 Tm
<b>(66) Robin Hansson</b>						
p1	11:08:42.415	<b>7:22.182</b>	+5:47.462		57.135	
2	11:10:46.979	<b>2:04.564</b>	+29.844		1:00.175	32.868
3	11:12:52.110	<b>1:35.131</b>	+0.411	24.271	41.587	<b>29.273</b>
4	11:13:56.830	<b>1:34.720</b>		<b>24.208</b>	41.205	29.307
5	11:15:39.381	<b>1:42.551</b>	+7.831	24.273	44.212	34.066
6	11:17:18.877	<b>1:39.496</b>	+4.776	26.404	43.764	29.328
7	11:18:53.847	<b>1:34.970</b>	+0.250	24.333	<b>41.188</b>	29.449

Lap	Time of Day	Lap Tm	Diff	S1 Tm	S2 Tm	S3 Tm
<b>(57) Lars-Bertil Rantzow (M)</b>						
1	11:03:37.906	<b>2:11.060</b>	+36.273		51.147	37.702
2	11:05:24.704	<b>1:46.798</b>	+12.011	29.944	46.129	30.725
3	11:07:00.955	<b>1:36.251</b>	+1.464	24.351	42.172	29.728
4	11:08:35.875	<b>1:34.920</b>	+0.133	24.030	41.496	29.394
5	11:10:10.926	<b>1:35.051</b>	+0.264	24.180	41.381	29.490
6	11:11:45.713	<b>1:34.787</b>		<b>23.942</b>	41.454	<b>29.391</b>

Lap	Time of Day	Lap Tm	Diff	S1 Tm	S2 Tm	S3 Tm
<b>(91) Oscar Palm</b>						
1	11:03:29.103	<b>2:06.650</b>	+31.749		50.705	33.282
2	11:05:10.427	<b>1:41.324</b>	+6.423	26.433	44.215	30.676
3	11:06:45.589	<b>1:35.162</b>	+0.261	24.153	41.489	29.520
4	11:08:20.490	<b>1:34.901</b>		24.200	<b>41.318</b>	<b>29.383</b>
5	11:09:56.796	<b>1:36.306</b>	+1.405	24.632	42.066	29.608
6	11:11:31.865	<b>1:35.069</b>	+0.168	24.146	41.535	29.388

Lap	Time of Day	Lap Tm	Diff	S1 Tm	S2 Tm	S3 Tm
<b>(11) Pontus Fredricsson</b>						
1	11:03:29.985	<b>2:06.212</b>	+30.947		50.277	33.435
2	11:05:11.652	<b>1:41.667</b>	+6.402	26.657	44.168	30.842
3	11:06:47.137	<b>1:35.485</b>	+0.220	24.250	41.774	<b>29.461</b>
4	11:08:22.865	<b>1:35.728</b>	+0.463	<b>24.113</b>	41.940	29.675
5	11:09:58.506	<b>1:35.641</b>	+0.376	24.373	41.701	29.567
6	11:11:34.073	<b>1:35.567</b>	+0.302	24.274	41.712	29.581
7	11:13:09.338	<b>1:35.265</b>		24.185	<b>41.589</b>	29.491
p8	11:16:16.022	<b>3:06.684</b>	+1:31.419	24.306	45.399	
9	11:17:56.512	<b>1:40.490</b>	+5.225		41.851	29.648
10	11:19:32.010	<b>1:35.498</b>	+0.233	24.347	41.602	29.549

Lap	Time of Day	Lap Tm	Diff	S1 Tm	S2 Tm	S3 Tm
<b>(14) Mats Karlsson (M)</b>						
1	11:03:32.302	<b>2:06.534</b>	+31.100		49.727	34.231
2	11:05:15.749	<b>1:43.447</b>	+8.013	26.855	45.971	30.621
3	11:06:51.539	<b>1:35.790</b>	+0.356	24.264	41.760	29.766
4	11:08:27.069	<b>1:35.530</b>	+0.096	24.165	41.633	29.732
5	11:10:02.503	<b>1:35.434</b>		24.306	<b>41.547</b>	<b>29.581</b>
p6	11:14:39.338	<b>4:36.835</b>	+3:01.401	<b>24.161</b>	41.651	

Lap	Time of Day	Lap Tm	Diff	S1 Tm	S2 Tm	S3 Tm
<b>(21) Magnus Öhman (M)</b>						

Lap	Time of Day	Lap Tm	Diff	S1 Tm	S2 Tm	S3 Tm
1	11:03:40.748	<b>2:12.668</b>	+37.165			52.334
2	11:05:30.097	<b>1:49.349</b>	+13.846	30.848		47.180
3	11:07:09.236	<b>1:39.139</b>	+3.636	25.376		43.645
4	11:08:46.037	<b>1:36.801</b>	+1.298	24.616		42.266
5	11:10:22.338	<b>1:36.301</b>	+0.798	24.232		42.030
6	11:11:57.841	<b>1:35.503</b>		<b>24.190</b>	<b>41.720</b>	<b>29.593</b>

Lap	Time of Day	Lap Tm	Diff	S1 Tm	S2 Tm	S3 Tm
<b>(9) Thomas Karlsson (M)</b>						
1	11:03:42.266	<b>2:12.398</b>	+36.814			52.013
2	11:05:33.396	<b>1:51.130</b>	+15.546	30.654		48.457
3	11:07:12.968	<b>1:39.572</b>	+3.988	24.985		44.328
4	11:08:49.366	<b>1:36.398</b>	+0.814	24.395		42.185
5	11:10:26.840	<b>1:37.474</b>	+1.890	24.741		42.887
6	11:12:02.424	<b>1:35.584</b>		<b>24.266</b>	<b>41.711</b>	<b>29.607</b>
7	11:13:38.784	<b>1:36.360</b>	+0.776	24.299		41.852
8	11:15:15.040	<b>1:36.256</b>	+0.672	24.388		41.800
9	11:16:51.818	<b>1:36.778</b>	+1.194	24.634		42.024
10	11:18:27.960	<b>1:36.142</b>	+0.558	24.367		41.889

Lap	Time of Day	Lap Tm	Diff	S1 Tm	S2 Tm	S3 Tm
<b>(25) Peter Eriksson (M)</b>						
1	11:03:51.553	<b>2:17.875</b>	+41.388			54.106
2	11:05:39.561	<b>1:48.008</b>	+11.521	26.398		47.856
3	11:07:17.577	<b>1:39.572</b>	+1.529	24.774		42.983
4	11:08:54.466	<b>1:36.889</b>	+0.402	24.487		42.312
5	11:10:30.953	<b>1:36.487</b>		<b>24.407</b>	<b>42.138</b>	<b>29.942</b>
6	11:12:07.666	<b>1:36.713</b>	+0.226	<b>24.370</b>	<b>42.194</b>	<b>30.149</b>
7	11:13:50.424	<b>1:42.758</b>	+6.271	25.359		44.961
8	11:15:27.759	<b>1:37.335</b>	+0.848	24.560		42.553

Lap	Time of Day	Lap Tm	Diff	S1 Tm	S2 Tm	S3 Tm
<b>(99) Ingvar Mattsson (M)</b>						
1	11:03:48.289	<b>2:16.670</b>	+40.141			54.669
2	11:05:36.599	<b>1:48.310</b>	+11.781	28.600		46.684
3	11:07:15.076	<b>1:38.477</b>	+1.948	24.633		43.618
4	11:08:52.600	<b>1:37.524</b>	+0.995	24.432		42.745
5	11:10:29.795	<b>1:37.195</b>	+0.666	24.427		42.673
6	11:12:06.513	<b>1:36.718</b>	+0.189	24.445		42.170
7	11:13:43.705	<b>1:37.192</b>	+0.663	24.476		42.451
8	11:15:20.400	<b>1:36.695</b>	+0.166	<b>24.391</b>	<b>42.128</b>	<b>30.176</b>
9	11:16:56.929	<b>1:36.529</b>		24.464	<b>42.005</b>	<b>30.060</b>
10	11:18:34.379	<b>1:37.450</b>	+0.921	24.406		42.155

Lap	Time of Day	Lap Tm	Diff	S1 Tm	S2 Tm	S3 Tm
<b>(88) Anssi-Jukka Kasi (M)</b>						
1	11:03:52.136	<b>2:17.248</b>	+39.751			54.178
2	11:05:40.466	<b>1:48.330</b>	+10.833	26.338		47.618
3	11:07:19.416	<b>1:38.950</b>	+1.453	24.678		43.590
4	11:08:57.505	<b>1:38.089</b>	+0.592	24.605		42.900
5	11:10:35.002	<b>1:37.497</b>		24.425	<b>42.634</b>	<b>30.438</b>
6	11:12:13.139	<b>1:38.137</b>	+0.640	<b>24.348</b>	<b>42.997</b>	<b>30.792</b>
7	11:13:52.303	<b>1:39.164</b>	+1.667	24.746		43.650



## STCC Anderstorp

Carrera Cup

Anderstorp 4,025 Km

Qualifying Q2

02.09.2017 11:22

Qualifying (8:00 Time) started at 11:23:28

Pos	No.	Name	Entrant	Make	Nat./Club	Laps	Best Tm	Diff	In Lap	2nd Best
1	911	<b>Felix Rosenqvist</b>	Mtech Competition	Porsche 991 Cup	SWE-	5	1:33.718		5	1:33.763
2	4	<b>Lukas Sundahl</b>		Porsche 991 Cup	SWE-Wåxjö MS	5	1:34.077	0.359	5	1:34.450
3	3	<b>Jocke Mangs</b>		Porsche 991 Cup	SWE-KAK	5	1:34.427	0.709	5	1:34.503
4	91	<b>Oscar Palm</b>		Porsche 991 Cup	SWE-KAK	5	1:34.430	0.712	4	1:34.620
5	66	<b>Robin Hansson</b>	Fragus Motorsport	Porsche 991 Cup	SWE-Team 13	5	1:34.810	1.092	4	1:35.217
6	57	<b>Lars-Bertil Rantzow (M)</b>	Mtech Competition	Porsche 991 Cup	SWE-KAK Syd	5	1:34.885	1.167	5	1:35.109
7	11	<b>Pontus Fredricsson</b>	Fragus Motorsport	Porsche 991 Cup	SWE-KAK Motorsport	5	1:35.131	1.413	5	1:35.455
8	14	<b>Mats Karlsson (M)</b>	Cirkus Karlsson Racing	Porsche 991 Cup	SWE-Karlskoga	2	1:45.846	12.128	2	

### Announcements

Weather: sunny 15 degrees dry track



## STCC Anderstorp

Carrera Cup

Anderstorp 4,025 Km

Qualifying Q2

02.09.2017 11:22

Qualifying (8:00 Time) started at 11:23:28

Lap	Time of Day	Lap Tm	Diff	S1 Tm	S2 Tm	S3 Tm
<b>(911) Felix Rosenqvist</b>						
1	11:25:46.272	<b>2:01.658</b>	+27.940		47.633	33.936
2	11:27:29.994	<b>1:43.722</b>	+10.004	26.388	44.613	32.721
3	11:29:06.233	<b>1:36.239</b>	+2.521	24.517	42.255	29.467
4	11:30:39.996	<b>1:33.763</b>	+0.045	24.048	<b>40.799</b>	<b>28.916</b>
5	11:32:13.714	<b>1:33.718</b>		<b>23.956</b>	40.812	28.950

Lap	Time of Day	Lap Tm	Diff	S1 Tm	S2 Tm	S3 Tm
<b>(4) Lukas Sundahl</b>						
1	11:25:27.267	<b>1:48.350</b>	+14.273		44.840	30.592
2	11:27:04.101	<b>1:36.834</b>	+2.757	24.590	42.518	29.726
3	11:28:39.020	<b>1:34.919</b>	+0.842	24.281	41.417	29.221
4	11:30:13.470	<b>1:34.450</b>	+0.373	24.068	41.192	29.190
5	11:31:47.547	<b>1:34.077</b>		<b>23.946</b>	<b>40.972</b>	<b>29.159</b>

Lap	Time of Day	Lap Tm	Diff	S1 Tm	S2 Tm	S3 Tm
<b>(3) Jocke Mangs</b>						
1	11:25:24.018	<b>1:47.831</b>	+13.404		44.804	30.480
2	11:27:01.045	<b>1:37.027</b>	+2.600	24.706	42.647	29.674
3	11:28:35.766	<b>1:34.721</b>	+0.294	<b>24.090</b>	41.532	29.099
4	11:30:10.269	<b>1:34.503</b>	+0.076	24.117	41.306	<b>29.080</b>
5	11:31:44.696	<b>1:34.427</b>		24.150	<b>41.191</b>	29.086

Lap	Time of Day	Lap Tm	Diff	S1 Tm	S2 Tm	S3 Tm
<b>(91) Oscar Palm</b>						
1	11:25:29.768	<b>1:49.276</b>	+14.846		45.352	30.566
2	11:27:05.906	<b>1:36.138</b>	+1.708	24.366	42.065	29.707
3	11:28:40.719	<b>1:34.813</b>	+0.383	24.129	41.428	<b>29.256</b>
4	11:30:15.149	<b>1:34.430</b>		<b>24.039</b>	<b>41.054</b>	29.337
5	11:31:49.769	<b>1:34.620</b>	+0.190	24.099	41.207	29.314

Lap	Time of Day	Lap Tm	Diff	S1 Tm	S2 Tm	S3 Tm
<b>(66) Robin Hansson</b>						
1	11:25:56.682	<b>2:05.495</b>	+30.685		44.650	29.957
2	11:27:44.390	<b>1:47.708</b>	+12.898	34.105	43.491	30.112
3	11:29:19.607	<b>1:35.217</b>	+0.407	24.350	41.614	29.253
4	11:30:54.417	<b>1:34.810</b>		24.386	<b>41.199</b>	<b>29.225</b>
5	11:32:30.477	<b>1:36.060</b>	+1.250	<b>24.335</b>	41.585	30.140

Lap	Time of Day	Lap Tm	Diff	S1 Tm	S2 Tm	S3 Tm
<b>(57) Lars-Bertil Rantzow (M)</b>						
1	11:25:41.980	<b>1:59.060</b>	+24.175		47.599	32.392
2	11:27:22.502	<b>1:40.522</b>	+5.637	26.103	43.638	30.781
3	11:28:58.304	<b>1:35.802</b>	+0.917	24.363	41.924	29.515
4	11:30:33.413	<b>1:35.109</b>	+0.224	<b>24.133</b>	41.442	29.534
5	11:32:08.298	<b>1:34.885</b>		24.179	<b>41.298</b>	<b>29.408</b>

Lap	Time of Day	Lap Tm	Diff	S1 Tm	S2 Tm	S3 Tm
<b>(11) Pontus Fredricsson</b>						
1	11:25:58.608	<b>2:05.223</b>	+30.092		44.849	30.197
2	11:27:40.328	<b>1:41.720</b>	+6.589	26.082	42.038	33.600
3	11:29:20.845	<b>1:40.517</b>	+5.386	24.262	44.794	31.461
4	11:30:56.300	<b>1:35.455</b>	+0.324	24.367	41.649	<b>29.439</b>
5	11:32:31.431	<b>1:35.131</b>		<b>24.107</b>	<b>41.270</b>	29.754

Lap	Time of Day	Lap Tm	Diff	S1 Tm	S2 Tm	S3 Tm
<b>(14) Mats Karlsson (M)</b>						
1	11:25:47.684	<b>2:01.301</b>	+15.455		47.464	<b>32.252</b>
2	11:27:33.530	<b>1:45.846</b>		26.530	<b>45.339</b>	33.977



## STCC Anderstorp

Carrera Cup

Anderstorp 4,025 Km

Heat 1

02.09.2017 15:00

Race (20:00 or 11 Laps)

POLE POSITION

<b>2</b> 3 Jocke Mangs 1:34.389
<b>4</b> 66 Robin Hansson 1:34.720
<b>6</b> 91 Oscar Palm 1:34.901
<b>8</b> 14 Mats Karlsson (M) 1:35.434
<b>10</b> 9 Thomas Karlsson (M) 1:35.584
<b>12</b> 99 Ingvar Mattsson (M) 1:36.529

<b>1</b> 911 Felix Rosenqvist 1:34.092
<b>3</b> 4 Lukas Sundahl 1:34.702
<b>5</b> 57 Lars-Bertil Rantzow (M) 1:34.787
<b>7</b> 11 Pontus Fredricsson 1:35.265
<b>9</b> 21 Magnus Öhman (M) 1:35.503
<b>11</b> 25 Peter Eriksson (M) 1:36.487
<b>13</b> 88 Anssi-Jukka Kasi (M) 1:37.497

1  
2  
3  
4  
5  
6  
7



## STCC Anderstorp

Carrera Cup

Anderstorp 4,025 Km

Heat 2

03.09.2017 14:25

Race (18:00 or 10 Laps)

POLE POSITION

<b>2</b> 4 Lukas Sundahl 1:34.077
<b>4</b> 91 Oscar Palm 1:34.430
<b>6</b> 57 Lars-Bertil Rantzow (M) 1:34.885
<b>8</b> 14 Mats Karlsson (M) 1:45.846
<b>10</b> 9 Thomas Karlsson (M) 1:35.584
<b>12</b> 99 Ingvar Mattsson (M) 1:36.529

<b>1</b> 911 Felix Rosenqvist 1:33.718
<b>3</b> 3 Jocke Mangs 1:34.427
<b>5</b> 66 Robin Hansson 1:34.810
<b>7</b> 11 Pontus Fredricsson 1:35.131
<b>9</b> 21 Magnus Öhman (M) 1:35.503
<b>11</b> 25 Peter Eriksson (M) 1:36.487
<b>13</b> 88 Anssi-Jukka Kasi (M) 1:37.497

1  
2  
3  
4  
5  
6  
7



## STCC Anderstorp

Carrera Cup

Anderstorp 4,025 Km

Heat 1

02.09.2017 15:00

Race (20:00 or 11 Laps) started at 15:04:35

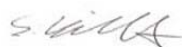
Pos	No.	Name	Entrant	Make	Nat./Club	Total Tm	Laps	Diff	Best Tm	Ø km/h
1	4	Lukas Sundahl		Porsche 991 Cup	SWE-Wåxjö MS	21:19.591	11		1:35.567	124,563
2	66	Robin Hansson	Fragus Motorsport	Porsche 991 Cup	SWE-Team 13	21:20.266	11	0.675	1:35.710	124,498
3	57	Lars-Bertil Rantzow (M)	Mtech Competition	Porsche 991 Cup	SWE-KAK Syd	21:21.235	11	1.644	1:35.655	124,403
4	3	Jocke Mangs		Porsche 991 Cup	SWE-KAK	21:21.808	11	2.217	1:35.644	124,348
5	91	Oscar Palm		Porsche 991 Cup	SWE-KAK	21:24.325	11	4.734	1:35.903	124,104
6	11	Pontus Fredricsson	Fragus Motorsport	Porsche 991 Cup	SWE-KAK Motorsport	21:25.283	11	5.692	1:35.967	124,012
7	14	Mats Karlsson (M)	Cirkus Karlsson Racing	Porsche 991 Cup	SWE-Karlskoga	21:29.433	11	9.842	1:36.631	123,612
8	21	Magnus Öhman (M)	Mtech Competition	Porsche 991 Cup	SWE-KAK	21:29.723	11	10.132	1:36.471	123,585
9	9	Thomas Karlsson (M)	Mtech Competition	Porsche 991 Cup	SWE-Falkenbergs MK	21:32.292	11	12.701	1:36.832	123,339
10	25	Peter Eriksson (M)		Porsche 991 Cup	SWE-Hyllinge MS	21:47.949	11	28.358	1:39.115	121,863
11	88	Anssi-Jukka Kasi (M)	PWR Racing Customer Team	Porsche 991 Cup	FIN-LCF	21:50.697	11	31.106	1:39.417	121,607
12	911	Felix Rosenqvist	Mtech Competition	Porsche 991 Cup	SWE-	14:53.632	7	4 Laps	1:35.378	113,503
Not classified (70% = 7 Laps)										
	99	Ingvar Mattsson (M)	Mattssons Fasterners	Porsche 991 Cup	SWE-ARC					-

### Announcements

These results are provisional until the conclusion of any judicial and technical matters!

Weather: cloudy 14 degrees dry track

Margin of Victory	Ø km/h	Best Lap Tm	km/h	Best Lap by
0.675	124,563	1:35.378	151,922	911 - Felix Rosenqvist



## STCC Anderstorp

### Carrera Cup

### Anderstorp 4,025 Km

#### Heat 1

02.09.2017 15:00

#### Race (20:00 or 11 Laps) started at 15:04:35

Lap	Time of Day	Lap Tm	Diff	S1 Tm	S2 Tm	S3 Tm
<b>(4) Lukas Sundahl</b>						
1	15:06:11.582				42.826	29.691
2	15:07:57.523	<b>1:45.941</b>	+10.374	<b>24.166</b>	44.581	37.194
3	15:10:34.107	<b>2:36.584</b>	+1:01.017	29.300	1:06.744	1:00.540
4	15:13:27.632	<b>2:53.525</b>	+1:17.958	47.055	1:06.944	59.526
5	15:16:19.526	<b>2:51.894</b>	+1:16.327	36.838	1:14.124	1:00.932
6	15:17:55.093	<b>1:35.567</b>		24.363	41.755	<b>29.449</b>
7	15:19:30.693	<b>1:35.600</b>	+0.033	24.242	<b>41.694</b>	29.664
8	15:21:06.702	<b>1:36.009</b>	+0.442	24.277	42.206	29.526
9	15:22:42.857	<b>1:36.155</b>	+0.588	24.767	41.896	29.492
10	15:24:18.849	<b>1:35.992</b>	+0.425	24.312	42.039	29.641
11	15:25:55.356	<b>1:36.507</b>	+0.940	24.425	41.866	30.216

<b>(66) Robin Hansson</b>						
1	15:06:12.321				43.049	29.988
2	15:07:58.720	<b>1:46.399</b>	+10.689	24.409	44.966	37.024
3	15:10:35.682	<b>2:36.962</b>	+1:01.252	30.508	1:05.812	1:00.642
4	15:13:29.165	<b>2:53.483</b>	+1:17.773	46.876	1:06.969	59.638
5	15:16:20.121	<b>2:50.956</b>	+1:15.246	37.092	1:14.835	59.029
6	15:17:56.168	<b>1:36.047</b>	+0.337	24.535	41.834	29.678
7	15:19:31.878	<b>1:35.710</b>		24.288	41.728	29.694
8	15:21:08.104	<b>1:36.226</b>	+0.516	<b>24.237</b>	42.341	29.648
9	15:22:43.878	<b>1:35.774</b>	+0.064	24.392	41.761	<b>29.621</b>
10	15:24:19.801	<b>1:35.923</b>	+0.213	24.543	<b>41.601</b>	29.779
11	15:25:56.031	<b>1:36.230</b>	+0.520	24.500	41.843	29.887

<b>(57) Lars-Bertil Rantow (M)</b>						
1	15:06:12.872				43.044	30.156
2	15:07:59.235	<b>1:46.363</b>	+10.708	<b>24.095</b>	45.682	36.586
3	15:10:36.476	<b>2:37.241</b>	+1:01.586	30.895	1:05.815	1:00.531
4	15:13:30.010	<b>2:53.534</b>	+1:17.879	46.685	1:07.166	59.683
5	15:16:20.599	<b>2:50.589</b>	+1:14.934	37.221	1:14.904	58.464
6	15:17:56.772	<b>1:36.173</b>	+0.518	24.507	41.797	29.869
7	15:19:32.427	<b>1:35.655</b>		24.157	<b>41.657</b>	29.841
8	15:21:08.445	<b>1:36.018</b>	+0.363	24.260	42.084	<b>29.674</b>
9	15:22:44.931	<b>1:36.486</b>	+0.831	24.234	42.465	29.787
10	15:24:20.951	<b>1:36.020</b>	+0.365	24.243	41.728	30.049
11	15:25:57.000	<b>1:36.049</b>	+0.394	24.447	41.876	29.726

<b>(3) Jocke Mangs</b>						
1	15:06:12.016				43.114	29.848
2	15:07:58.099	<b>1:46.083</b>	+10.439	24.347	44.680	37.056
3	15:10:34.898	<b>2:36.799</b>	+1:01.155	30.117	1:06.106	1:00.576
4	15:13:28.268	<b>2:53.370</b>	+1:17.726	46.953	1:06.985	59.432
5	15:16:19.888	<b>2:51.620</b>	+1:15.976	36.752	1:14.769	1:00.099
6	15:17:55.770	<b>1:35.882</b>	+0.238	24.442	<b>41.823</b>	<b>29.617</b>
7	15:19:31.414	<b>1:35.644</b>		24.153	41.833	29.658
8	15:21:09.089	<b>1:37.675</b>	+2.031	24.312	43.529	29.834
9	15:22:45.368	<b>1:36.279</b>	+0.635	24.266	42.239	29.774
10	15:24:21.272	<b>1:35.904</b>	+0.260	<b>24.084</b>	42.101	29.719
11	15:25:57.573	<b>1:36.301</b>	+0.657	24.259	42.238	29.804

<b>(91) Oscar Palm</b>						
1	15:06:13.573				43.215	30.122
2	15:08:00.565	<b>1:46.992</b>	+11.089	<b>24.192</b>	45.969	36.831
3	15:10:38.376	<b>2:37.811</b>	+1:01.908	31.165	1:05.963	1:00.683
4	15:13:31.924	<b>2:53.548</b>	+1:17.645	46.403	1:07.058	1:00.087
5	15:16:21.349	<b>2:49.425</b>	+1:13.522	37.497	1:14.587	57.341
6	15:17:57.661	<b>1:36.312</b>	+0.409	24.266	42.082	29.964
7	15:19:33.564	<b>1:35.903</b>		24.276	<b>41.693</b>	29.934
8	15:21:10.063	<b>1:36.499</b>	+0.596	24.291	42.330	29.878
9	15:22:47.045	<b>1:36.982</b>	+1.079	24.199	42.254	30.529
10	15:24:23.320	<b>1:36.275</b>	+0.372	24.371	42.032	<b>29.872</b>
11	15:26:00.090	<b>1:36.770</b>	+0.867	24.583	42.243	29.944

<b>(11) Pontus Fredricsson</b>						
1	15:06:13.199				42.973	29.983
2	15:07:59.821	<b>1:46.622</b>	+10.655	<b>24.220</b>	45.839	36.563
3	15:10:37.464	<b>2:37.643</b>	+1:01.676	31.086	1:05.888	1:00.669
4	15:13:30.843	<b>2:53.379</b>	+1:17.412	46.799	1:06.847	59.733
5	15:16:21.011	<b>2:50.168</b>	+1:14.201	37.957	1:14.168	58.043
6	15:17:57.363	<b>1:36.352</b>	+0.385	24.408	41.962	29.982
7	15:19:33.330	<b>1:35.967</b>		24.247	<b>41.804</b>	<b>29.916</b>

8	15:21:09.769	<b>1:36.439</b>	+0.472	24.313	42.150	29.976
9	15:22:46.767	<b>1:36.998</b>	+1.031	24.291	42.266	30.441
10	15:24:24.266	<b>1:37.499</b>	+1.532	24.266	43.132	30.101
11	15:26:01.048	<b>1:36.782</b>	+0.815	24.543	42.097	30.142

<b>(14) Mats Karlsson (M)</b>						
1	15:06:14.096					43.112
2	15:08:01.706	<b>1:47.610</b>	+10.979	24.443	46.075	37.092
3	15:10:39.696	<b>2:37.990</b>	+1:01.359	31.300	1:05.530	1:01.160
4	15:13:33.847	<b>2:54.151</b>	+1:17.520	46.246	1:07.489	1:00.416
5	15:16:22.144	<b>2:48.297</b>	+1:11.666	36.711	1:14.608	56.978
6	15:17:58.880	<b>1:36.736</b>	+0.105	24.660	42.190	<b>29.886</b>
7	15:19:35.511	<b>1:36.631</b>		<b>24.421</b>	<b>42.057</b>	30.153
8	15:21:13.023	<b>1:37.512</b>	+0.881	24.440	42.646	30.426
9	15:22:50.183	<b>1:37.160</b>	+0.529	24.621	42.290	30.249
10	15:24:27.616	<b>1:37.433</b>	+0.802	24.592	42.518	30.323
11	15:26:05.198	<b>1:37.582</b>	+0.951	24.518	42.525	30.539

<b>(21) Magnus Öhman (M)</b>						
1	15:06:14.634					43.495
2	15:08:02.339	<b>1:47.705</b>	+11.234	24.514	46.241	36.950
3	15:10:40.717	<b>2:38.378</b>	+1:01.907	31.307	1:05.759	1:01.312
4	15:13:34.357	<b>2:53.640</b>	+1:17.169	46.270	1:07.002	1:00.368
5	15:16:22.761	<b>2:48.404</b>	+1:11.933	36.859	1:15.135	56.410
6	15:17:59.442	<b>1:36.681</b>	+0.210	24.416	42.301	29.964
7	15:19:35.913	<b>1:36.471</b>		<b>24.395</b>	<b>42.206</b>	<b>29.870</b>
8	15:21:13.430	<b>1:37.517</b>	+1.046	24.459	42.843	30.215
9	15:22:50.592	<b>1:37.162</b>	+0.691	24.571	42.644	29.947
10	15:24:28.013	<b>1:37.421</b>	+0.950	24.655	42.728	30.038
11	15:26:05.488	<b>1:37.475</b>	+1.004	24.842	42.232	30.401

<b>(9) Thomas Karlsson (M)</b>						
1	15:06:15.341					43.634
2	15:08:03.232	<b>1:47.891</b>	+11.059	24.650	46.424	36.817
3	15:10:41.660	<b>2:38.428</b>	+1:01.596	31.415	1:05.768	1:01.245
4	15:13:35.321	<b>2:53.661</b>	+1:16.829	46.190	1:07.072	1:00.399
5	15:16:23.762	<b>2:48.441</b>	+1:11.609	36.839	1:15.517	56.085
6	15:18:01.163	<b>1:37.401</b>	+0.569	24.552	42.543	30.306
7	15:19:38.288	<b>1:37.125</b>	+0.293	<b>24.427</b>	42.510	30.188
8	15:21:16.363	<b>1:38.075</b>	+1.243	25.043	42.894	30.138
9	15:22:53.640	<b>1:37.277</b>	+0.445	24.432	42.642	30.203
10	15:24:30.472	<b>1:36.832</b>		24.591	<b>42.255</b>	<b>29.986</b>
11	15:26:08.057	<b>1:37.585</b>	+0.753	24.619	42.440	30.526

<b>(25) Peter Eriksson (M)</b>						
1	15:06:17.972					44.441
2	15:08:05.314	<b>1:47.342</b>	+8.227	24.978	46.889	35.475
3	15:10:43.035	<b>2:37.721</b>	+58.606	32.011	1:04.079	1:01.631
4	15:13:36.263	<b>2:53.228</b>	+1:14.113	45.984	1:07.124	1:00.120
5	15:16:25.631	<b>2:49.368</b>	+1:10.253	37.774	1:15.481	56.113
6	15:18:05.204	<b>1:39.573</b>	+0.458	25.085	43.567	30.921
7	15:19:44.319	<b>1:39.115</b>		24.886	<b>43.509</b>	<b>30.720</b>
8	15:21:23.600	<b>1:39.281</b>	+0.166	24.851	43.605	30.825
9	15:23:03.493	<b>1:39.893</b>	+0.778	24.947	43.885	31.061
10	15:24:43.122	<b>1:39.629</b>	+0.514	<b>24.827</b>	43.891	30.911
11	15:26:23.714	<b>1:40.592</b>	+1.477	25.054	43.830	31.708

<b>(88) Anssi-Jukka Kasi (M)</b>						
1	15:06:18.339					44.802
2	15:08:05.726	<b>1:47.387</b>	+7.970	24.866	47.133	35.388
3	15:10:44.245	<b>2:38.519</b>	+59.102	31.943	1:04.613	1:01.963
4	15:13:36.995	<b>2:52.750</b>	+1:13.333	45.367	1:07.353	1:00.030
5	15:16:26.159	<b>2:49.164</b>	+1:09.747	37.459	1:15.854	55.851



## STCC Anderstorp

Carrera Cup

Anderstorp 4,025 Km

Heat 1

02.09.2017 15:00

Race (20:00 or 11 Laps) started at 15:04:35

Lap	Time of Day	Lap Tm	Diff	S1 Tm	S2 Tm	S3 Tm	Lap	Time of Day	Lap Tm	Diff	S1 Tm	S2 Tm	S3 Tm
4	15:13:26.289	<b>2:53.260</b>	+1:17.882	46.761	1:07.232	59.267							
5	15:16:18.605	<b>2:52.316</b>	+1:16.938	36.515	1:14.806	1:00.995							
6	15:17:53.983	<b>1:35.378</b>		<b>24.310</b>	41.655	<b>29.413</b>							
7	15:19:29.397	<b>1:35.414</b>	+0.036	24.339	<b>41.520</b>	29.555							



## STCC Anderstorp

Carrera Cup

Anderstorp 4,025 Km

Warm up

03.09.2017 09:50

Practice (10:00 Time) started at 9:50:04

Pos	No.	Name	Entrant	Make	Nat./Club	Laps	Best Tm	Diff	In Lap	2nd Best
1	57	<b>Lars-Bertil Rantzow (M)</b>	Mtech Competition	Porsche 991 Cup	SWE-KAK Syd	6	1:34.725		6	1:34.987
2	911	<b>Felix Rosenqvist</b>	Mtech Competition	Porsche 991 Cup	SWE-	6	1:34.727	0.002	5	1:35.120
3	3	<b>Jocke Mangs</b>		Porsche 991 Cup	SWE-KAK	6	1:35.190	0.465	6	1:35.604
4	91	<b>Oscar Palm</b>		Porsche 991 Cup	SWE-KAK	4	1:35.643	0.918	4	1:36.204
5	11	<b>Pontus Fredricsson</b>	Fragus Motorsport	Porsche 991 Cup	SWE-KAK Motorsport	6	1:35.660	0.935	6	1:35.771
6	4	<b>Lukas Sundahl</b>		Porsche 991 Cup	SWE-Wäxjö MS	6	1:36.181	1.456	5	1:36.309
7	14	<b>Mats Karlsson (M)</b>	Cirkus Karlsson Racing	Porsche 991 Cup	SWE-Karlskoga	5	1:36.521	1.796	4	1:38.078
8	21	<b>Magnus Öhman (M)</b>	Mtech Competition	Porsche 991 Cup	SWE-KAK	6	1:36.828	2.103	6	1:37.351
9	25	<b>Peter Eriksson (M)</b>		Porsche 991 Cup	SWE-Hyllinge MS	6	1:38.929	4.204	6	1:39.348
10	88	<b>Anssi-Jukka Kasi (M)</b>	PWR Racing Customer Team	Porsche 991 Cup	FIN-LCF	6	1:39.912	5.187	6	1:40.817
11	66	<b>Robin Hansson</b>	Fragus Motorsport	Porsche 991 Cup	SWE-Team 13	4			0	

### Announcements

Weather: sunny 15 degrees dry track



## STCC Anderstorp

### Carrera Cup

Anderstorp 4,025 Km

### Warm up

03.09.2017 09:50

### Practice (10:00 Time) started at 9:50:04

Lap	Time of Day	Lap Tm	Diff	S1 Tm	S2 Tm	S3 Tm
<b>(57) Lars-Bertil Rantzow (M)</b>						
1	9:52:15.903	<b>2:00.459</b>	+25.734		46.482	31.037
2	9:53:52.128	<b>1:36.225</b>	+1.500	24.406	41.992	29.827
3	9:55:27.300	<b>1:35.172</b>	+0.447	<b>24.070</b>	41.680	29.422
4	9:57:02.487	<b>1:35.187</b>	+0.462	24.233	41.706	<b>29.248</b>
5	9:58:37.474	<b>1:34.987</b>	+0.262	24.107	41.435	29.445
6	10:00:12.199	<b>1:34.725</b>		24.071	<b>41.371</b>	29.283

Lap	Time of Day	Lap Tm	Diff	S1 Tm	S2 Tm	S3 Tm
4	9:57:41.423	<b>1:42.144</b>	+2.232	25.365	44.950	31.829
5	9:59:22.240	<b>1:40.817</b>	+0.905	25.128	44.264	31.425
6	10:01:02.152	<b>1:39.912</b>		<b>24.988</b>	<b>43.797</b>	<b>31.127</b>

Lap	Time of Day	Lap Tm	Diff	S1 Tm	S2 Tm	S3 Tm
<b>(911) Felix Rosenqvist</b>						
1	9:52:11.573	<b>1:58.427</b>	+23.700		47.622	31.388
2	9:53:49.828	<b>1:38.255</b>	+3.528	24.723	43.370	30.162
3	9:55:25.630	<b>1:35.802</b>	+1.075	24.333	41.947	29.522
4	9:57:00.750	<b>1:35.120</b>	+0.393	24.225	41.616	29.279
5	9:58:35.477	<b>1:34.727</b>		<b>24.182</b>	<b>41.340</b>	<b>29.205</b>
6	10:00:11.568	<b>1:36.091</b>	+1.364	24.474	41.932	29.685

Lap	Time of Day	Lap Tm	Diff	S1 Tm	S2 Tm	S3 Tm
<b>(66) Robin Hansson</b>						
1	9:52:22.504	<b>2:08.204</b>	:58:46.571		47.420	31.516
p2	9:54:40.491	<b>2:17.987</b>	:58:36.788	<b>24.903</b>	43.316	
p3	9:58:51.243	<b>4:10.752</b>	:56:44.023		42.637	
4	10:00:32.726	<b>1:41.483</b>	:59:13.292		<b>42.316</b>	<b>30.315</b>

Lap	Time of Day	Lap Tm	Diff	S1 Tm	S2 Tm	S3 Tm
<b>(3) Jocke Mangs</b>						
1	9:51:59.944	<b>1:52.731</b>	+17.541		46.789	31.464
2	9:53:38.906	<b>1:38.962</b>	+3.772	25.126	43.500	30.336
3	9:55:15.343	<b>1:36.437</b>	+1.247	24.473	42.242	29.722
4	9:56:50.947	<b>1:35.604</b>	+0.414	24.369	41.840	<b>29.395</b>
5	9:58:30.846	<b>1:39.899</b>	+4.709	24.358	45.635	29.906
6	10:00:06.036	<b>1:35.190</b>		<b>24.242</b>	<b>41.460</b>	29.488

Lap	Time of Day	Lap Tm	Diff	S1 Tm	S2 Tm	S3 Tm
<b>(91) Oscar Palm</b>						
1	9:52:01.430	<b>1:52.632</b>	+16.989		46.172	31.071
2	9:53:40.155	<b>1:38.725</b>	+3.082	24.748	43.740	30.237
3	9:55:16.359	<b>1:36.204</b>	+0.561	24.438	41.839	29.927
4	9:56:52.002	<b>1:35.643</b>		<b>24.333</b>	<b>41.509</b>	<b>29.801</b>

Lap	Time of Day	Lap Tm	Diff	S1 Tm	S2 Tm	S3 Tm
<b>(11) Pontus Fredricsson</b>						
1	9:52:16.711	<b>1:59.964</b>	+24.304		45.896	30.827
2	9:53:53.589	<b>1:36.878</b>	+1.218	24.688	42.327	29.863
3	9:55:30.371	<b>1:36.782</b>	+1.122	24.286	42.428	30.068
4	9:57:06.142	<b>1:35.771</b>	+0.111	24.284	<b>41.693</b>	29.794
5	9:58:42.736	<b>1:36.594</b>	+0.934	<b>24.229</b>	42.103	30.262
6	10:00:18.396	<b>1:35.660</b>		24.308	41.748	<b>29.604</b>

Lap	Time of Day	Lap Tm	Diff	S1 Tm	S2 Tm	S3 Tm
<b>(4) Lukas Sundahl</b>						
1	9:52:24.926	<b>2:04.938</b>	+28.757		48.274	31.427
2	9:54:03.761	<b>1:38.835</b>	+2.654	24.991	43.495	30.349
3	9:55:41.134	<b>1:37.373</b>	+1.192	24.586	42.748	30.039
4	9:57:17.642	<b>1:36.508</b>	+0.327	24.423	42.400	<b>29.685</b>
5	9:58:53.823	<b>1:36.181</b>		<b>24.274</b>	42.145	29.762
6	10:00:30.132	<b>1:36.309</b>	+0.128	24.369	<b>42.031</b>	29.909

Lap	Time of Day	Lap Tm	Diff	S1 Tm	S2 Tm	S3 Tm
<b>(14) Mats Karlsson (M)</b>						
1	9:52:10.597	<b>1:59.587</b>	+23.066		48.320	33.135
2	9:53:50.904	<b>1:40.307</b>	+3.786	25.169	43.341	31.797
3	9:55:28.982	<b>1:38.078</b>	+1.557	24.688	43.271	<b>30.119</b>
4	9:57:05.503	<b>1:36.521</b>		24.557	41.799	30.165
5	9:58:44.987	<b>1:39.484</b>	+2.963	<b>24.358</b>	43.600	31.526

Lap	Time of Day	Lap Tm	Diff	S1 Tm	S2 Tm	S3 Tm
<b>(21) Magnus Öhman (M)</b>						
1	9:52:12.666	<b>2:00.715</b>	+23.887		48.855	32.888
2	9:53:51.536	<b>1:38.870</b>	+2.042	24.983	43.479	30.408
3	9:55:31.294	<b>1:39.758</b>	+2.930	25.055	44.318	30.385
4	9:57:08.645	<b>1:37.351</b>	+0.523	24.637	42.697	<b>30.017</b>
5	9:58:46.121	<b>1:37.476</b>	+0.648	<b>24.504</b>	42.641	30.331
6	10:00:22.949	<b>1:36.828</b>		24.619	<b>42.192</b>	30.017

Lap	Time of Day	Lap Tm	Diff	S1 Tm	S2 Tm	S3 Tm
<b>(25) Peter Eriksson (M)</b>						
1	9:52:31.149	<b>2:09.250</b>	+30.321		50.722	34.081
2	9:54:14.610	<b>1:43.461</b>	+4.532	26.022	44.946	32.493
3	9:55:55.935	<b>1:41.325</b>	+2.396	25.683	44.057	31.585
4	9:57:36.440	<b>1:40.505</b>	+1.576	25.568	43.934	31.003
5	9:59:15.788	<b>1:39.348</b>	+0.419	<b>25.014</b>	43.224	31.110
6	10:00:54.717	<b>1:38.929</b>		25.016	<b>43.071</b>	<b>30.842</b>

Lap	Time of Day	Lap Tm	Diff	S1 Tm	S2 Tm	S3 Tm
<b>(88) Anssi-Jukka Kasi (M)</b>						
1	9:52:32.245	<b>2:08.624</b>	+28.712		50.489	34.589
2	9:54:16.642	<b>1:44.397</b>	+4.485	25.743	45.921	32.733
3	9:55:59.279	<b>1:42.637</b>	+2.725	25.339	45.366	31.932



## STCC Anderstorp

Carrera Cup

Anderstorp 4,025 Km

Heat 2

03.09.2017 14:25

Race (18:00 or 10 Laps) started at 14:26:45

Pos	No.	Name	Entrant	Make	Nat./Club	Total Tm	Laps	Diff	Best Tm	Ø km/h
1	911	Felix Rosenqvist	Mtech Competition	Porsche 991 Cup	SWE-	15:54.751	10		1:35.056	151,767
2	4	Lukas Sundahl		Porsche 991 Cup	SWE-Waxjö MS	15:59.625	10	4.874	1:35.676	150,996
3	3	Jocke Mangs		Porsche 991 Cup	SWE-KAK	16:00.016	10	5.265	1:35.729	150,935
4	66	Robin Hansson	Fragus Motorsport	Porsche 991 Cup	SWE-Team 13	16:04.200	10	9.449	1:35.996	150,280
5	57	Lars-Bertil Rantzow (M)	Mtech Competition	Porsche 991 Cup	SWE-KAK Syd	16:04.500	10	9.749	1:35.641	150,233
6	11	Pontus Fredricsson	Fragus Motorsport	Porsche 991 Cup	SWE-KAK Motorsport	16:05.100	10	10.349	1:35.472	150,140
7	91	Oscar Palm		Porsche 991 Cup	SWE-KAK	16:05.330	10	10.579	1:35.860	150,104
8	21	Magnus Öhman (M)	Mtech Competition	Porsche 991 Cup	SWE-KAK	16:08.809	10	14.058	1:36.086	149,565
9	9	Thomas Karlsson (M)	Mtech Competition	Porsche 991 Cup	SWE-Falkenbergs MK	16:17.138	10	22.387	1:36.239	148,290
10	88	Anssi-Jukka Kasi (M)	PWR Racing Customer Team	Porsche 991 Cup	FIN-LCF	16:31.179	10	36.428	1:38.377	146,190
11	99	Ingvar Mattsson (M)	Mattssons Fasterners	Porsche 991 Cup	SWE-ARC	16:31.585	10	36.834	1:38.304	146,130
Not classified (70% = 7 Laps)										
	14	Mats Karlsson (M)	Cirkus Karlsson Racing	Porsche 991 Cup	SWE-Karlskoga	6:47.696	4	6 Laps	1:36.366	142,165
EXC	25	Peter Eriksson (M)		Porsche 991 Cup	SWE-Hyllinge MS	16:41.828	10	EXC	1:38.914	144,636

### Announcements

These results are provisional until the conclusion of any judicial and technical matters!

Weather: sunny 15 degrees dry track

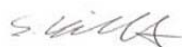
#25 drive through penalty; jump start

Margin of Victory	Ø km/h	Best Lap Tm	km/h	Best Lap by
4.874	151,767	1:35.056	152,436	911 - Felix Rosenqvist

Official Timing [mwraceconsulting.com](http://mwraceconsulting.com)

Orbits

Timekeeping S.Kirchhof:



Clerk of the course Martin Fredriksson:

Steward Stefan Örtengren:

Secretary of the meeting Matilda Eriksson:

L



## STCC Anderstorp

### Carrera Cup

### Anderstorp 4,025 Km

### Heat 2

03.09.2017 14:25

### Race (18:00 or 10 Laps) started at 14:26:45

Lap	Time of Day	Lap Tm	Diff	S1 Tm	S2 Tm	S3 Tm
<b>(911) Felix Rosenqvist</b>						
1	14:28:19.908				41.945	29.345
2	14:29:55.083	<b>1:35.175</b>	+0.119	24.474	<b>41.307</b>	29.394
3	14:31:30.139	<b>1:35.056</b>		<b>24.363</b>	41.313	29.380
4	14:33:05.334	<b>1:35.195</b>	+0.139	24.425	41.484	<b>29.286</b>
5	14:34:40.849	<b>1:35.515</b>	+0.459	24.532	41.674	29.309
6	14:36:16.979	<b>1:36.130</b>	+1.074	24.482	41.954	29.694
7	14:37:52.532	<b>1:35.553</b>	+0.497	24.449	41.463	29.641
8	14:39:28.407	<b>1:35.875</b>	+0.819	24.509	41.759	29.607
9	14:41:04.226	<b>1:35.819</b>	+0.763	24.500	41.716	29.603
10	14:42:40.486	<b>1:36.260</b>	+1.204	24.556	41.830	29.874

Lap	Time of Day	Lap Tm	Diff	S1 Tm	S2 Tm	S3 Tm
<b>(4) Lukas Sundahl</b>						
1	14:28:20.982				42.673	29.551
2	14:29:56.940	<b>1:35.958</b>	+0.282	24.462	41.899	29.597
3	14:31:32.639	<b>1:35.699</b>	+0.023	24.484	41.744	<b>29.471</b>
4	14:33:08.553	<b>1:35.914</b>	+0.238	<b>24.333</b>	42.010	29.571
5	14:34:44.229	<b>1:35.676</b>		24.455	<b>41.648</b>	29.573
6	14:36:20.246	<b>1:36.017</b>	+0.341	24.411	42.010	29.596
7	14:37:56.381	<b>1:36.135</b>	+0.459	24.480	41.949	29.706
8	14:39:32.534	<b>1:36.153</b>	+0.477	24.511	41.980	29.662
9	14:41:08.859	<b>1:36.325</b>	+0.649	24.461	42.022	29.842
10	14:42:45.360	<b>1:36.501</b>	+0.825	24.520	41.942	30.039

Lap	Time of Day	Lap Tm	Diff	S1 Tm	S2 Tm	S3 Tm
<b>(3) Jocke Mangs</b>						
1	14:28:21.510				42.788	29.719
2	14:29:57.491	<b>1:35.981</b>	+0.252	24.466	41.832	29.683
3	14:31:33.244	<b>1:35.753</b>	+0.024	24.388	41.776	<b>29.589</b>
4	14:33:08.973	<b>1:35.729</b>		24.356	<b>41.766</b>	29.607
5	14:34:44.864	<b>1:35.891</b>	+0.162	<b>24.293</b>	41.931	29.667
6	14:36:20.937	<b>1:36.073</b>	+0.344	24.367	42.021	29.685
7	14:37:56.961	<b>1:36.024</b>	+0.295	24.379	41.904	29.741
8	14:39:33.106	<b>1:36.145</b>	+0.416	24.356	41.983	29.806
9	14:41:09.301	<b>1:36.195</b>	+0.466	24.346	41.920	29.929
10	14:42:45.751	<b>1:36.450</b>	+0.721	24.493	41.986	29.971

Lap	Time of Day	Lap Tm	Diff	S1 Tm	S2 Tm	S3 Tm
<b>(66) Robin Hansson</b>						
1	14:28:21.946				42.545	29.855
2	14:29:58.060	<b>1:36.114</b>	+0.118	24.508	41.795	29.855
3	14:31:35.289	<b>1:37.229</b>	+1.233	24.955	42.467	29.807
4	14:33:11.450	<b>1:36.161</b>	+0.165	24.726	41.645	29.790
5	14:34:47.520	<b>1:36.070</b>	+0.074	24.523	41.794	<b>29.753</b>
6	14:36:23.516	<b>1:35.996</b>		<b>24.503</b>	41.643	29.850
7	14:37:59.921	<b>1:36.405</b>	+0.409	24.789	<b>41.611</b>	30.005
8	14:39:36.304	<b>1:36.383</b>	+0.387	24.627	41.866	29.890
9	14:41:12.992	<b>1:36.688</b>	+0.692	24.885	42.018	29.785
10	14:42:49.935	<b>1:36.943</b>	+0.947	24.583	42.267	30.093

Lap	Time of Day	Lap Tm	Diff	S1 Tm	S2 Tm	S3 Tm
<b>(57) Lars-Bertil Rantzow (M)</b>						
1	14:28:22.668				42.780	29.845
2	14:29:58.309	<b>1:35.641</b>		<b>24.208</b>	41.775	29.658
3	14:31:35.584	<b>1:37.275</b>	+1.634	24.675	42.728	29.872
4	14:33:12.114	<b>1:36.530</b>	+0.889	24.725	42.230	<b>29.575</b>
5	14:34:47.790	<b>1:35.676</b>	+0.035	24.214	41.850	29.612
6	14:36:23.683	<b>1:35.893</b>	+0.252	24.497	41.698	29.698
7	14:38:00.119	<b>1:36.436</b>	+0.795	24.880	<b>41.697</b>	29.859
8	14:39:36.568	<b>1:36.449</b>	+0.808	24.735	41.851	29.863
9	14:41:13.323	<b>1:36.755</b>	+1.114	24.775	42.200	29.780
10	14:42:50.235	<b>1:36.912</b>	+1.271	24.560	42.424	29.928

Lap	Time of Day	Lap Tm	Diff	S1 Tm	S2 Tm	S3 Tm
<b>(11) Pontus Fredricsson</b>						
1	14:28:23.108				42.819	29.982
2	14:29:59.386	<b>1:36.278</b>	+0.806	24.271	42.175	29.832
3	14:31:36.262	<b>1:36.876</b>	+1.404	24.402	42.336	30.138
4	14:33:12.875	<b>1:36.613</b>	+1.141	<b>24.262</b>	42.516	29.835
5	14:34:48.347	<b>1:35.472</b>		24.355	<b>41.420</b>	<b>29.697</b>
6	14:36:24.372	<b>1:36.025</b>	+0.553	24.315	41.921	29.789
7	14:38:00.733	<b>1:36.361</b>	+0.889	24.394	42.162	29.805
8	14:39:37.399	<b>1:36.666</b>	+1.194	24.379	42.097	30.190
9	14:41:13.938	<b>1:36.539</b>	+1.067	24.534	41.959	30.046
10	14:42:50.835	<b>1:36.897</b>	+1.425	24.503	42.298	30.096

Lap	Time of Day	Lap Tm	Diff	S1 Tm	S2 Tm	S3 Tm
<b>(91) Oscar Palm</b>						

Lap	Time of Day	Lap Tm	Diff	S1 Tm	S2 Tm	S3 Tm
1	14:28:22.392					42.839
2	14:29:58.826	<b>1:36.434</b>	+0.574	24.663		42.195
3	14:31:35.933	<b>1:37.107</b>	+1.247	24.537		42.475
4	14:33:13.999	<b>1:38.066</b>	+2.206	24.456		43.940
5	14:34:50.109	<b>1:36.110</b>	+0.250	24.439		41.913
6	14:36:26.751	<b>1:36.642</b>	+0.782	24.372		42.373
7	14:38:03.119	<b>1:36.368</b>	+0.508	<b>24.326</b>		42.279
8	14:39:39.246	<b>1:36.127</b>	+0.267	24.583		41.728
9	14:41:15.106	<b>1:35.860</b>		24.417		<b>41.507</b>
10	14:42:51.065	<b>1:35.959</b>	+0.099	24.394		41.536

Lap	Time of Day	Lap Tm	Diff	S1 Tm	S2 Tm	S3 Tm
<b>(21) Magnus Öhman (M)</b>						
1	14:28:23.726					42.998
2	14:30:00.855	<b>1:37.129</b>	+1.043	24.493		42.489
3	14:31:36.941	<b>1:36.086</b>		<b>24.399</b>		<b>41.938</b>
4	14:33:13.554	<b>1:36.613</b>	+0.527	24.399		42.417
5	14:34:49.769	<b>1:36.215</b>	+0.129	24.489		41.973
6	14:36:26.408	<b>1:36.639</b>	+0.553	24.416		42.332
7	14:38:03.749	<b>1:37.341</b>	+1.255	24.441		42.832
8	14:39:40.373	<b>1:36.624</b>	+0.538	24.537		42.158
9	14:41:17.107	<b>1:36.734</b>	+0.648	24.520		42.269
10	14:42:54.544	<b>1:37.437</b>	+1.351	24.603		42.428

Lap	Time of Day	Lap Tm	Diff	S1 Tm	S2 Tm	S3 Tm
<b>(9) Thomas Karlsson (M)</b>						
1	14:28:25.199					43.179
2	14:30:02.266	<b>1:37.067</b>	+0.828	24.502		42.375
3	14:31:38.713	<b>1:36.447</b>	+0.208	24.509		42.015
4	14:33:19.435	<b>1:40.722</b>	+4.483	<b>24.368</b>		46.385
5	14:34:55.674	<b>1:36.239</b>		24.562		<b>41.829</b>
6	14:36:32.546	<b>1:36.872</b>	+0.633	24.433		42.292
7	14:38:10.810	<b>1:38.264</b>	+2.025	24.733		43.141
8	14:39:47.887	<b>1:37.077</b>	+0.838	24.603		42.251
9	14:41:25.355	<b>1:37.468</b>	+1.229	24.617		42.531
10	14:43:02.873	<b>1:37.518</b>	+1.279	24.691		42.584

Lap	Time of Day	Lap Tm	Diff	S1 Tm	S2 Tm	S3 Tm
<b>(88) Anssi-Jukka Kasi (M)</b>						
1	14:28:25.996					43.679
2	14:30:04.505	<b>1:38.509</b>	+0.132	24.900		43.002
3	14:31:43.064	<b>1:38.559</b>	+0.182	24.843		42.933
4	14:33:22.083	<b>1:39.019</b>	+0.642	24.895		43.466
5	14:35:00.460	<b>1:38.377</b>		<b>24.759</b>		<b>42.879</b>
6	14:36:39.948	<b>1:39.488</b>	+1.111	24.964		43.570
7	14:38:19.044	<b>1:39.096</b>	+0.719	24.939		43.432
8	14:39:57.857	<b>1:38.813</b>	+0.436	25.044		43.131
9	14:41:36.838	<b>1:38.981</b>	+0.604	24.843		43.532
10	14:43:16.914	<b>1:40.076</b>	+1.699	25.010		43.842

Lap	Time of Day	Lap Tm	Diff	S1 Tm	S2 Tm	S3 Tm
<b>(99) Ingvar Mattsson (M)</b>						
1	14:28:28.816					44.756
2	14:30:07.770	<b>1:38.954</b>	+0.650	24.708		43.636
3	14:31:46.074	<b>1:38.304</b>		24.882		42.953
4	14:33:26.025	<b>1:39.951</b>	+1.647	24.735		44.657
5	14:35:04.564	<b>1:38.539</b>	+0.235	<b>24.665</b>		43.148
6	14:36:43.108	<b>1:38.544</b>	+0.240	24.945		43.033
7	14:38:21.564	<b>1:38.456</b>	+0.152	24.834		42.937
8	14:39:59.972	<b>1:38.408</b>	+0.104	24.951		42.907
9	14:41:38.664	<b>1:38.692</b>	+0.388	25.112		<b>42.892</b>
10	14:43:17.320	<b>1:38.656</b>	+0.352	24.739		43.021

Lap	Time of Day	Lap Tm	Diff	S1 Tm	S2 Tm	S3 Tm
<b>(14) Mats Karlsson (M)</b>						
1	14:28:24.204					43.159
2						

## STCC Anderstorp

Carrera Cup

Anderstorp 4,025 Km

Heat 2

03.09.2017 14:25

Race (18:00 or 10 Laps) started at 14:26:45

Lap	Time of Day	Lap Tm	Diff	S1 Tm	S2 Tm	S3 Tm	Lap	Time of Day	Lap Tm	Diff	S1 Tm	S2 Tm	S3 Tm
9	14:41:47.842	<b>1:39.762</b>	+0.848	25.093	43.268	31.401							
10	14:43:27.563	<b>1:39.721</b>	+0.807	25.122	43.167	31.432							

