

STCC Rudskogen

Formula STCC Nordic

Rudskogen 3,217 Km

Test 1

03.06.2017 09:35

Practice (30:00 Time) started at 9:41:03

Pos	No.	Name	Entrant	Make	Nat./Club	Laps	Best Tm	Diff	In Lap	2nd Best
1	69	Hugo Nerman	Ward WestCoast Junior Team	Formula STCC Nc	SWE-Helsingborgs KK	15	1:44.695		14	1:45.078
2	77	Konsta Lappalainen	Kart In Club Driving Academy	Formula STCC Nc	FIN-Keimola FK	14	1:45.058	0.363	13	1:45.239
3	30	Philip Hall	Ward WestCoast Junior Team	Formula STCC Nc	SWE-KAK	14	1:45.462	0.767	14	1:45.472
4	33	Jesse Salmenautio	Kart In Club Driving Academy	Formula STCC Nc	FIN-JärvisUA	13	1:46.066	1.371	12	1:46.122
5	27	Edward Jonasson		Formula STCC Nc	SWE-KAK	12	1:46.707	2.012	11	1:47.206
6	22	William Alatalo	Kart In Club Driving Academy	Formula STCC Nc	FIN-EPUA	14	1:47.237	2.542	11	1:47.662
7	15	Mi Maijala	Kart In Club Driving Academy	Formula STCC Nc	FIN-PirKa	13	1:47.890	3.195	13	1:48.683
8	11	Emil Heyerdahl	Erik Heyerdahl	Formula STCC Nc	NOR-NMK Trøgstad	12	1:49.893	5.198	12	1:50.078
9	25	Jacob Palm		Formula STCC Nc	SWE-MK Scandia				0	

Announcements

weather: cloudy - 14 degrees - wet track

STCC Rudskogen

Formula STCC Nordic

Rudskogen 3,217 Km

Test 1

03.06.2017 09:35

Practice (30:00 Time) started at 9:41:03

Lap	Lap Tm	Diff	Time of Day
(69) Hugo Nerman			
1	1:57.241	+12.546	9:45:08.957
2	2:42.848	+58.153	9:47:51.805
3	1:49.641	+4.946	9:49:41.446
4	1:48.876	+4.181	9:51:30.322
5	1:47.715	+3.020	9:53:18.037
6	1:46.875	+2.180	9:55:04.912
7	1:45.909	+1.214	9:56:50.821
8	1:46.405	+1.710	9:58:37.226
9	1:46.554	+1.859	10:00:23.780
10	1:45.078	+0.383	10:02:08.858
p11	1:58.762	+14.067	10:04:07.620
12	2:56.330	+1:11.635	10:07:03.950
13	1:45.192	+0.497	10:08:49.142
14	1:44.695		10:10:33.837
15	1:45.239	+0.544	10:12:19.076

(77) Konsta Lappalainen			
1	1:53.894	+8.836	9:45:18.801
2	2:33.457	+48.399	9:47:52.258
3	1:47.281	+2.223	9:49:39.539
4	1:46.722	+1.664	9:51:26.261
5	1:47.154	+2.096	9:53:13.415
6	1:47.125	+2.067	9:55:00.540
7	1:46.931	+1.873	9:56:47.471
8	1:48.392	+3.334	9:58:35.863
p9	1:58.139	+13.081	10:00:34.002
10	4:09.702	+2:24.644	10:04:43.704
11	1:45.239	+0.181	10:06:28.943
12	1:45.542	+0.484	10:08:14.485
13	1:45.058		10:09:59.543
14	1:46.013	+0.955	10:11:45.556

(30) Philip Hall			
1	1:54.153	+8.691	9:44:56.400
2	2:52.898	+1:07.436	9:47:49.298
3	1:48.636	+3.174	9:49:37.934
4	1:46.977	+1.515	9:51:24.911
5	1:50.286	+4.824	9:53:15.197
6	1:46.756	+1.294	9:55:01.953
7	1:46.237	+0.775	9:56:48.190
8	1:46.187	+0.725	9:58:34.377
9	1:47.082	+1.620	10:00:21.459
p10	1:56.166	+10.704	10:02:17.625
11	4:16.255	+2:30.793	10:06:33.880
12	1:45.472	+0.010	10:08:19.352
13	1:45.909	+0.447	10:10:05.261
14	1:45.462		10:11:50.723

(33) Jesse Salmenautio			
1	2:02.518	+16.452	9:45:30.812
p2	2:38.433	+52.367	9:48:09.245
3	5:26.498	+3:40.432	9:53:35.743
4	1:48.063	+1.997	9:55:23.806
5	1:49.095	+3.029	9:57:12.901
6	1:47.487	+1.421	9:59:00.388
7	1:47.748	+1.682	10:00:48.136
8	1:46.880	+0.814	10:02:35.016
9	1:46.337	+0.271	10:04:21.353
10	1:46.860	+0.794	10:06:08.213
11	1:47.309	+1.243	10:07:55.522
12	1:46.066		10:09:41.588
13	1:46.122	+0.056	10:11:27.710

(27) Edward Jonasson

Lap	Lap Tm	Diff	Time of Day
p1	2:05.716	+19.009	9:45:53.577
2	7:55.052	+6:08.345	9:53:48.629
3	1:48.604	+1.897	9:55:37.233
4	1:48.046	+1.339	9:57:25.279
5	1:47.771	+1.064	9:59:13.050
6	1:47.378	+0.671	10:01:00.428
7	1:47.206	+0.499	10:02:47.634
8	1:47.486	+0.779	10:04:35.120
9	1:47.211	+0.504	10:06:22.331
10	1:49.135	+2.428	10:08:11.466
11	1:46.707		10:09:58.173
12	1:47.512	+0.805	10:11:45.685

(22) William Alatalo			
1	2:00.794	+13.557	9:45:27.579
2	2:33.797	+46.560	9:48:01.376
3	1:57.490	+10.253	9:49:58.866
4	1:48.856	+1.619	9:51:47.722
5	1:49.709	+2.472	9:53:37.431
6	1:48.057	+0.820	9:55:25.488
7	1:48.299	+1.062	9:57:13.787
8	1:48.977	+1.740	9:59:02.764
9	1:47.662	+0.425	10:00:50.426
10	1:48.150	+0.913	10:02:38.576
11	1:47.237		10:04:25.813
p12	1:56.874	+9.637	10:06:22.687
13	3:21.803	+1:34.566	10:09:44.490
14	1:47.746	+0.509	10:11:32.236

(15) Mi Maijala			
1	1:59.295	+11.405	9:45:26.470
2	2:27.752	+39.862	9:47:54.222
3	1:50.338	+2.448	9:49:44.560
4	1:50.825	+2.935	9:51:35.385
5	1:49.660	+1.770	9:53:25.045
6	1:49.380	+1.490	9:55:14.425
7	1:49.751	+1.861	9:57:04.176
8	1:49.455	+1.565	9:58:53.631
p9	2:05.531	+17.641	10:00:59.162
10	4:50.934	+3:03.044	10:05:50.096
11	1:48.683	+0.793	10:07:38.779
12	1:49.142	+1.252	10:09:27.921
13	1:47.890		10:11:15.811

(11) Emil Heyerdahl			
1	1:57.913	+8.020	9:45:06.478
p2	2:56.403	+1:06.510	9:48:02.881
3	4:13.914	+2:24.021	9:52:16.795
4	1:54.375	+4.482	9:54:11.170
5	1:52.246	+2.353	9:56:03.416
6	1:52.110	+2.217	9:57:55.526
7	1:51.920	+2.027	9:59:47.446
8	1:50.624	+0.731	10:01:38.070
9	1:50.078	+0.185	10:03:28.148
p10	2:01.797	+11.904	10:05:29.945
11	3:43.729	+1:53.836	10:09:13.674
12	1:49.893		10:11:03.567

Victor Rosén

STCC Rudskogen

Formula STCC Nordic

Rudskogen 3,217 Km

Test 2

03.06.2017 11:50

Practice (30:00 Time) started at 12:04:10

Pos	No.	Name	Entrant	Make	Nat./Club	Laps	Best Tm	Diff	In Lap	2nd Best
1	30	Philip Hall	Ward WestCoast Junior Team	Formula STCC Nc	SWE-KAK	19	1:27.559		17	1:27.682
2	69	Hugo Nerman	Ward WestCoast Junior Team	Formula STCC Nc	SWE-Helsingborgs KK	17	1:27.947	0.388	17	1:28.208
3	77	Konsta Lappalainen	Kart In Club Driving Academy	Formula STCC Nc	FIN-Keimola FK	19	1:27.992	0.433	15	1:27.992
4	33	Jesse Salmenautio	Kart In Club Driving Academy	Formula STCC Nc	FIN-JärvisUA	17	1:28.292	0.733	16	1:28.534
5	11	Emil Heyerdahl	Erik Heyerdahl	Formula STCC Nc	NOR-NMK Trøgstad	17	1:29.294	1.735	13	1:29.424
6	22	William Alatalo	Kart In Club Driving Academy	Formula STCC Nc	FIN-EPUA	18	1:29.335	1.776	11	1:29.545
7	15	Mi Maijala	Kart In Club Driving Academy	Formula STCC Nc	FIN-PirKa	18	1:29.848	2.289	18	1:30.290
8	27	Edward Jonasson		Formula STCC Nc	SWE-KAK	15	1:30.295	2.736	9	1:30.453
9	25	Jacob Palm		Formula STCC Nc	SWE-MK Scandia	13	1:33.834	6.275	10	1:33.975

Announcements

weather: cloudy - 14 degrees - dry track

STCC Rudskogen

Formula STCC Nordic

---NEW---

Rudskogen 3,217 Km

Qualifying

03.06.2017 15:45

Qualifying (20:00 Time) started at 15:40:05

Pos	No.	Name	Entrant	Make	Nat./Club	Laps	Best Tm	Diff	In Lap	2nd Best
1	69	Hugo Nerman	Ward WestCoast Junior Team	Formula STCC Nc	SWE-Helsingborgs KK	11	1:45.038		11	1:45.382
2	77	Konsta Lappalainen	Kart In Club Driving Academy	Formula STCC Nc	FIN-Keimola FK	10	1:45.312	0.274	8	1:46.256
3	30	Philip Hall	Ward WestCoast Junior Team	Formula STCC Nc	SWE-KAK	10	1:46.166	1.128	10	1:46.240
4	11	Emil Heyerdahl	Erik Heyerdahl	Formula STCC Nc	NOR-NMK Trøgstad	10	1:46.608	1.570	10	1:46.970
5	22	William Alatalo	Kart In Club Driving Academy	Formula STCC Nc	FIN-EPUA	10	1:46.670	1.632	9	1:46.733
6	33	Jesse Salmenautio	Kart In Club Driving Academy	Formula STCC Nc	FIN-JärvisUA	10	1:46.892	1.854	10	1:47.521
7	15	Mi Maijala	Kart In Club Driving Academy	Formula STCC Nc	FIN-PirKa	3	1:48.072	3.034	3	1:49.721
8	25	Jacob Palm		Formula STCC Nc	SWE-MK Scandia	9	1:49.387	4.349	8	1:50.013
Not classified										
XC	27	Edward Jonasson		Formula STCC Nc	SWE-KAK	10	1:47.705		10	1:47.722

Announcements

weather: rain - 13 degrees - wet track

These results are provisional until the conclusion of any judicial and technical matters!

#27 excluded - technical control

STCC Rudskogen

Formula STCC Nordic

Rudskogen 3,217 Km

Qualifying

03.06.2017 15:45

Qualifying (20:00 Time) started at 15:40:05

Lap	Lap Tm	Diff	Time of Day
(69) Hugo Nerman			
1	1:51.680	+6.642	15:43:59.627
2	1:48.082	+3.044	15:45:47.709
3	1:48.004	+2.966	15:47:35.713
4	1:46.607	+1.569	15:49:22.320
5	1:46.182	+1.144	15:51:08.502
6	1:46.410	+1.372	15:52:54.912
7	1:45.677	+0.639	15:54:40.589
8	1:45.587	+0.549	15:56:26.176
9	1:45.382	+0.344	15:58:11.558
10	1:45.407	+0.369	15:59:56.965
11	1:45.038		16:01:42.003

Lap	Lap Tm	Diff	Time of Day
(77) Konsta Lappalainen			
1	1:49.831	+4.519	15:44:20.989
2	1:48.341	+3.029	15:46:09.330
3	1:46.472	+1.160	15:47:55.802
4	1:47.064	+1.752	15:49:42.866
5	1:47.083	+1.771	15:51:29.949
6	1:46.311	+0.999	15:53:16.260
7	2:06.841	+21.529	15:55:23.101
8	1:45.312		15:57:08.413
9	1:48.078	+2.766	15:58:56.491
10	1:46.256	+0.944	16:00:42.747

Lap	Lap Tm	Diff	Time of Day
(30) Philip Hall			
1	1:50.042	+3.876	15:44:08.845
2	1:47.851	+1.685	15:45:56.696
3	1:47.699	+1.533	15:47:44.395
4	1:47.301	+1.135	15:49:31.696
5	1:47.800	+1.634	15:51:19.496
6	1:46.754	+0.588	15:53:06.250
7	1:57.570	+11.404	15:55:03.820
8	1:46.464	+0.298	15:56:50.284
9	1:46.240	+0.074	15:58:36.524
10	1:46.166		16:00:22.690

Lap	Lap Tm	Diff	Time of Day
(11) Emil Heyerdahl			
1	1:58.824	+12.216	15:44:13.003
2	1:51.006	+4.398	15:46:04.009
3	1:49.581	+2.973	15:47:53.590
4	1:50.574	+3.966	15:49:44.164
5	1:48.797	+2.189	15:51:32.961
6	1:48.126	+1.518	15:53:21.087
7	1:49.088	+2.480	15:55:10.175
8	1:47.943	+1.335	15:56:58.118
9	1:46.970	+0.362	15:58:45.088
10	1:46.608		16:00:31.696

Lap	Lap Tm	Diff	Time of Day
(22) William Alatalo			
1	1:53.392	+6.722	15:44:19.358
2	1:51.845	+5.175	15:46:11.203
3	1:47.880	+1.210	15:47:59.083
4	1:48.363	+1.693	15:49:47.446
5	1:48.498	+1.828	15:51:35.944
6	1:47.533	+0.863	15:53:23.477
7	1:49.092	+2.422	15:55:12.569
8	1:47.950	+1.280	15:57:00.519
9	1:46.670		15:58:47.189
10	1:46.733	+0.063	16:00:33.922

Lap	Lap Tm	Diff	Time of Day
(33) Jesse Salmenautio			
1	2:03.247	+16.355	15:44:51.274
2	2:11.684	+24.792	15:47:02.958
3	1:50.933	+4.041	15:48:53.891

Lap	Lap Tm	Diff	Time of Day
4	1:51.029	+4.137	15:50:44.920
5	1:49.991	+3.099	15:52:34.911
6	1:49.002	+2.110	15:54:23.913
7	1:48.300	+1.408	15:56:12.213
8	1:47.521	+0.629	15:57:59.734
9	1:47.570	+0.678	15:59:47.304
10	1:46.892		16:01:34.196

Lap	Lap Tm	Diff	Time of Day
(27) Edward Jonasson			
1	1:48.809	+1.104	15:44:01.718
2	1:48.669	+0.964	15:45:50.387
3	1:48.061	+0.356	15:47:38.448
4	1:48.121	+0.416	15:49:26.569
5	1:51.331	+3.626	15:51:17.900
6	1:47.940	+0.235	15:53:05.840
7	1:48.324	+0.619	15:54:54.164
8	1:48.092	+0.387	15:56:42.256
9	1:47.722	+0.017	15:58:29.978
10	1:47.705		16:00:17.683

Lap	Lap Tm	Diff	Time of Day
(15) Mi Majjala			
1	1:50.287	+2.215	15:44:22.714
2	1:49.721	+1.649	15:46:12.435
3	1:48.072		15:48:00.507

Lap	Lap Tm	Diff	Time of Day
(25) Jacob Palm			
1	1:56.111	+6.724	15:44:37.992
2	1:51.485	+2.098	15:46:29.477
3	1:51.209	+1.822	15:48:20.686
4	1:52.279	+2.892	15:50:12.965
p5	2:04.111	+14.724	15:52:17.076
6	2:59.243	+1:09.856	15:55:16.319
7	1:50.013	+0.626	15:57:06.332
8	1:49.387		15:58:55.719
p9	2:08.114	+18.727	16:01:03.833

Lap	Lap Tm	Diff	Time of Day
-----	--------	------	-------------

STCC Rudskogen

Formula STCC Nordic

Rudskogen 3,217 Km

Heat 1

03.06.2017 17:55

Race (15:00 or 10 Laps)

---NEW---

POLE POSITION

2
30 Philip Hall 1:46.240
4
22 William Alatalo 1:46.733
6
33 Jesse Salmenautio 1:47.521
8
25 Jacob Palm 1:50.013

1
69 Hugo Nerman 1:45.382
3
77 Konsta Lappalainen 1:46.256
5
11 Emil Heyerdahl 1:46.970
7
15 Mi Majjala 1:49.721
9
27 Edward Jonasson 1:47.722

1
2
3
4
5

STCC Rudskogen

Formula STCC Nordic

Rudskogen 3,217 Km

Heat 2

---NEW---

04.06.2017 13:45

Race (15:00 or 10 Laps)

POLE POSITION

2
77 Konsta Lappalainen 1:45.312
4
11 Emil Heyerdahl 1:46.608
6
33 Jesse Salmenautio 1:46.892
8
25 Jacob Palm 1:49.387

1
69 Hugo Nerman 1:45.038
3
30 Philip Hall 1:46.166
5
22 William Alatalo 1:46.670
7
15 Mi Majjala 1:48.072
9
27 Edward Jonasson 1:47.705

1
2
3
4
5

STCC Rudskogen

Formula STCC Nordic

Rudskogen 3,217 Km

Heat 1

03.06.2017 17:55

Race (15:00 or 10 Laps) started at 18:06:47

Pos	No.	Name	Entrant	Make	Nat./Club	Total Tm	Laps	Diff	Best Tm	Ø km/h
1	69	Hugo Nerman	Ward WestCoast Junior Team	Formula STCC Nordic	SWE-Helsingborgs KK	15:51.609	9		1:44.055	109,531
2	30	Philip Hall	Ward WestCoast Junior Team	Formula STCC Nordic	SWE-KAK	15:53.312	9	1.703	1:44.193	109,335
3	22	William Alatalo	Kart In Club Driving Academy	Formula STCC Nordic	FIN-EPUA	15:58.411	9	6.802	1:45.251	108,754
4	77	Konsta Lappalainen	Kart In Club Driving Academy	Formula STCC Nordic	FIN-Keimola FK	15:58.834	9	7.225	1:44.868	108,706
5	11	Emil Heyerdahl	Erik Heyerdahl	Formula STCC Nordic	NOR-NMK Trøgstad	16:01.527	9	9.918	1:45.343	108,401
6	27	Edward Jonasson		Formula STCC Nordic	SWE-KAK	16:01.999	9	10.390	1:45.270	108,348
7	33	Jesse Salmenautio	Kart In Club Driving Academy	Formula STCC Nordic	FIN-JärvisUA	16:07.609	9	16.000	1:45.968	107,720
8	15	Mi Maijala	Kart In Club Driving Academy	Formula STCC Nordic	FIN-PirKa	16:12.452	9	20.843	1:46.488	107,183
9	25	Jacob Palm		Formula STCC Nordic	SWE-MK Scandia	16:26.418	9	34.809	1:47.132	105,666

Announcements

weather: cloudy - 14 degrees - wet track

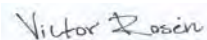
These results are provisional until the conclusion of any judicial and technical matters!

Margin of Victory	Ø km/h	Best Lap Tm	km/h	Best Lap by
1.703	109,531	1:44.055	111,299	69 - Hugo Nerman

Official Timing mwraceconsulting.com

Orbits

Timekeeping Victor Rosén:



Clerk of the course Mikael Carlsson:

Steward Tomas Mikkelsen:

Secretary of the meeting Lena Holm:

Printed: 03.06.2017 18:25:46



STCC Rudskogen

Formula STCC Nordic

Rudskogen 3,217 Km

Heat 1

03.06.2017 17:55

Race (15:00 or 10 Laps) started at 18:06:47

Lap	Lap Tm	Diff	Time of Day
(69) Hugo Nerman			
1			18:08:39.348
2	1:45.094	+1.039	18:10:24.442
3	1:45.724	+1.669	18:12:10.166
4	1:45.474	+1.419	18:13:55.640
5	1:45.849	+1.794	18:15:41.489
6	1:44.852	+0.797	18:17:26.341
7	1:44.486	+0.431	18:19:10.827
8	1:44.055		18:20:54.882
9	1:44.540	+0.485	18:22:39.422

Lap	Lap Tm	Diff	Time of Day
(30) Philip Hall			
1			18:08:38.710
2	1:45.260	+1.067	18:10:23.970
3	1:45.960	+1.767	18:12:09.930
4	1:45.505	+1.312	18:13:55.435
5	1:45.808	+1.615	18:15:41.243
6	1:46.382	+2.189	18:17:27.625
7	1:44.698	+0.505	18:19:12.323
8	1:44.609	+0.416	18:20:56.932
9	1:44.193		18:22:41.125

Lap	Lap Tm	Diff	Time of Day
(22) William Alatalo			
1			18:08:40.396
2	1:45.623	+0.372	18:10:26.019
3	1:46.916	+1.665	18:12:12.935
4	1:45.762	+0.511	18:13:58.697
5	1:45.967	+0.716	18:15:44.664
6	1:45.510	+0.259	18:17:30.174
7	1:45.251		18:19:15.425
8	1:45.451	+0.200	18:21:00.876
9	1:45.348	+0.097	18:22:46.224

Lap	Lap Tm	Diff	Time of Day
(77) Konsta Lappalainen			
1			18:08:42.099
2	1:45.570	+0.702	18:10:27.669
3	1:45.589	+0.721	18:12:13.258
4	1:45.737	+0.869	18:13:58.995
5	1:46.572	+1.704	18:15:45.567
6	1:44.868		18:17:30.435
7	1:45.775	+0.907	18:19:16.210
8	1:45.506	+0.638	18:21:01.716
9	1:44.931	+0.063	18:22:46.647

Lap	Lap Tm	Diff	Time of Day
(11) Emil Heyerdahl			
1			18:08:41.518
2	1:45.343		18:10:26.861
3	1:47.172	+1.829	18:12:14.033
4	1:46.280	+0.937	18:14:00.313
5	1:45.544	+0.201	18:15:45.857
6	1:45.882	+0.539	18:17:31.739
7	1:46.091	+0.748	18:19:17.830
8	1:45.413	+0.070	18:21:03.243
9	1:46.097	+0.754	18:22:49.340

Lap	Lap Tm	Diff	Time of Day
(27) Edward Jonasson			
1			18:08:43.445
2	1:46.169	+0.899	18:10:29.614
3	1:46.834	+1.564	18:12:16.448
4	1:45.816	+0.546	18:14:02.264
5	1:45.488	+0.218	18:15:47.752
6	1:45.465	+0.195	18:17:33.217
7	1:45.389	+0.119	18:19:18.606
8	1:45.270		18:21:03.876
9	1:45.936	+0.666	18:22:49.812

Lap	Lap Tm	Diff	Time of Day
(33) Jesse Salmenautio			
1			18:08:42.906
2	1:46.252	+0.284	18:10:29.158
3	1:46.898	+0.930	18:12:16.056
4	1:45.968		18:14:02.024
5	1:46.839	+0.871	18:15:48.863
6	1:46.338	+0.370	18:17:35.201
7	1:46.752	+0.784	18:19:21.953
8	1:46.386	+0.418	18:21:08.339
9	1:47.083	+1.115	18:22:55.422

Lap	Lap Tm	Diff	Time of Day
(15) Mi Majjala			
1			18:08:44.694
2	1:47.470	+0.982	18:10:32.164
3	1:46.939	+0.451	18:12:19.103
4	1:46.622	+0.134	18:14:05.725
5	1:46.488		18:15:52.213
6	1:47.353	+0.865	18:17:39.566
7	1:46.856	+0.368	18:19:26.422
8	1:46.573	+0.085	18:21:12.995
9	1:47.270	+0.782	18:23:00.265

Lap	Lap Tm	Diff	Time of Day
(25) Jacob Palm			
1			18:08:45.517
2	1:47.700	+0.568	18:10:33.217
3	1:47.428	+0.296	18:12:20.645
4	1:47.132		18:14:07.777
5	1:47.811	+0.679	18:15:55.588
6	1:50.072	+2.940	18:17:45.660
7	1:47.855	+0.723	18:19:33.515
8	1:52.038	+4.906	18:21:25.553
9	1:48.678	+1.546	18:23:14.231

STCC Rudskogen

Formula STCC Nordic

Rudskogen 3,217 Km

Warm up


04.06.2017 10:00

Practice (10:00 Time) started at 9:58:26

Pos	No.	Name	Entrant	Make	Nat./Club	Laps	Best Tm	Diff	In Lap	2nd Best
1	77	Konsta Lappalainen	Kart In Club Driving Academy	Formula STCC Nc	FIN-Keimola FK	6	1:29.478		4	1:30.057
2	22	William Alatalo	Kart In Club Driving Academy	Formula STCC Nc	FIN-EPUA	5	1:30.170	0.692	5	1:32.004
3	27	Edward Jonasson		Formula STCC Nc	SWE-KAK	5	1:30.447	0.969	5	1:30.681
4	33	Jesse Salmenautio	Kart In Club Driving Academy	Formula STCC Nc	FIN-JärvisUA	5	1:30.540	1.062	4	1:31.068
5	11	Emil Heyerdahl	Erik Heyerdahl	Formula STCC Nc	NOR-NMK Trøgstad	6	1:31.455	1.977	5	1:31.511
6	15	Mi Maijala	Kart In Club Driving Academy	Formula STCC Nc	FIN-PirKa	5	1:32.497	3.019	5	1:35.054
7	25	Jacob Palm		Formula STCC Nc	SWE-MK Scandia	5	1:33.596	4.118	5	1:35.471

Announcements

weather: cloudy - 14 degrees - dry track



STCC Rudskogen

Formula STCC Nordic

Rudskogen 3,217 Km

Warm up

04.06.2017 10:00

Practice (10:00 Time) started at 9:58:26

Lap	Lap Tm	Diff	Time of Day
(77) Konsta Lappalainen			
1	1:53.117	+23.639	10:02:23.107
2	1:30.802	+1.324	10:03:53.909
3	1:30.968	+1.490	10:05:24.877
4	1:29.478		10:06:54.355
5	1:30.120	+0.642	10:08:24.475
6	1:30.057	+0.579	10:09:54.532

(22) William Alatalo			
1	2:04.373	+34.203	10:02:37.217
2	1:32.004	+1.834	10:04:09.221
p3	1:39.871	+9.701	10:05:49.092
4	2:34.554	+1:04.384	10:08:23.646
5	1:30.170		10:09:53.816

(27) Edward Jonasson			
1	2:13.962	+43.515	10:02:50.640
2	1:31.042	+0.595	10:04:21.682
3	1:31.773	+1.326	10:05:53.455
4	1:30.681	+0.234	10:07:24.136
5	1:30.447		10:08:54.583

(33) Jesse Salmenautio			
p1	1:58.113	+27.573	10:02:34.019
2	2:02.373	+31.833	10:04:36.392
3	1:31.390	+0.850	10:06:07.782
4	1:30.540		10:07:38.322
5	1:31.068	+0.528	10:09:09.390

(11) Emil Heyerdahl			
1	1:52.031	+20.576	10:02:15.331
2	1:32.759	+1.304	10:03:48.090
3	1:31.511	+0.056	10:05:19.601
4	1:32.036	+0.581	10:06:51.637
5	1:31.455		10:08:23.092
6	1:32.606	+1.151	10:09:55.698

(15) Mi Majjala			
1	1:43.885	+11.388	10:02:16.324
2	1:35.054	+2.557	10:03:51.378
p3	1:46.554	+14.057	10:05:37.932
4	2:25.821	+53.324	10:08:03.753
5	1:32.497		10:09:36.250

(25) Jacob Palm			
1	1:53.913	+20.317	10:02:27.632
p2	1:48.339	+14.743	10:04:15.971
3	2:36.779	+1:03.183	10:06:52.750
4	1:35.471	+1.875	10:08:28.221
5	1:33.596		10:10:01.817

Lap	Lap Tm	Diff	Time of Day
-----	--------	------	-------------

Lap	Lap Tm	Diff	Time of Day
-----	--------	------	-------------

STCC Rudskogen

Formula STCC Nordic

Rudskogen 3,217 Km

Heat 2

04.06.2017 13:45

Race started at 14:14:40

Pos	No.	Name	Entrant	Make	Nat./Club	Total Tm	Laps	Diff	Best Tm	Ø km/h
1	69	Hugo Nerman	Ward WestCoast Junior Team	Formula STCC Nordic	SWE-Helsingborgs KK	17:00.027	9		1:45.727	102,184
2	77	Konsta Lappalainen	Kart In Club Driving Academy	Formula STCC Nordic	FIN-Keimola FK	17:01.218	9	1.191	1:45.976	102,065
3	11	Emil Heyerdahl	Erik Heyerdahl	Formula STCC Nordic	NOR-NMK Trøgstad	17:09.224	9	9.197	1:46.948	101,271
4	22	William Alatalo	Kart In Club Driving Academy	Formula STCC Nordic	FIN-EPUA	17:09.983	9	9.956	1:47.063	101,197
5	33	Jesse Salmenautio	Kart In Club Driving Academy	Formula STCC Nordic	FIN-JärvisUA	17:11.109	9	11.082	1:46.774	101,086
6	27	Edward Jonasson		Formula STCC Nordic	SWE-KAK	17:18.969	9	18.942	1:46.432	100,321
7	15	Mi Maijala	Kart In Club Driving Academy	Formula STCC Nordic	FIN-PirKa	17:24.141	9	24.114	1:49.018	99,824
8	25	Jacob Palm		Formula STCC Nordic	SWE-MK Scandia	17:46.321	9	46.294	1:49.317	97,748
9	30	Philip Hall	Ward WestCoast Junior Team	Formula STCC Nordic	SWE-KAK	13:33.341	7	2 Laps	1:47.055	99,673

Announcements

weather: rainy - 14 degrees - wet track


These results are provisional until the conclusion of any judicial and technical matters!

Margin of Victory	Ø km/h	Best Lap Tm	km/h	Best Lap by
1.191	102,184	1:45.727	109,539	69 - Hugo Nerman

Official Timing mwraceconsulting.com

Orbits

Timekeeping Victor Rosén:



Clerk of the course Mikael Carlsson:

Steward Tomas Mikkelsen:

Secretary of the meeting Lena Holm:

Printed: 04.06.2017 14:34:27



STCC Rudskogen

Formula STCC Nordic

Heat 2

Race started at 14:14:40

Rudskogen 3,217 Km

04.06.2017 13:45

Lap	Lap Tm	Diff	Time of Day
(69) Hugo Nerman			
1			14:16:52.275
2	2:23.586	+37.859	14:19:15.861
3	1:47.235	+1.508	14:21:03.096
4	1:46.619	+0.892	14:22:49.715
5	1:46.513	+0.786	14:24:36.228
6	1:46.484	+0.757	14:26:22.712
7	1:46.339	+0.612	14:28:09.051
8	1:45.727		14:29:54.778
9	1:46.101	+0.374	14:31:40.879

Lap	Lap Tm	Diff	Time of Day
(77) Konsta Lappalainen			
1			14:16:53.643
2	2:22.570	+36.594	14:19:16.213
3	1:47.644	+1.668	14:21:03.857
4	1:47.119	+1.143	14:22:50.976
5	1:46.313	+0.337	14:24:37.289
6	1:46.561	+0.585	14:26:23.850
7	1:46.235	+0.259	14:28:10.085
8	1:45.976		14:29:56.061
9	1:46.009	+0.033	14:31:42.070

Lap	Lap Tm	Diff	Time of Day
(11) Emil Heyerdahl			
1			14:16:56.679
2	2:20.745	+33.797	14:19:17.424
3	1:48.286	+1.338	14:21:05.710
4	1:47.651	+0.703	14:22:53.361
5	1:46.948		14:24:40.309
6	1:47.417	+0.469	14:26:27.726
7	1:47.105	+0.157	14:28:14.831
8	1:47.822	+0.874	14:30:02.653
9	1:47.423	+0.475	14:31:50.076

Lap	Lap Tm	Diff	Time of Day
(22) William Alatalo			
1			14:16:57.377
2	2:20.385	+33.322	14:19:17.762
3	1:48.437	+1.374	14:21:06.199
4	1:47.661	+0.598	14:22:53.860
5	1:47.063		14:24:40.923
6	1:47.291	+0.228	14:26:28.214
7	1:47.299	+0.236	14:28:15.513
8	1:48.043	+0.980	14:30:03.556
9	1:47.279	+0.216	14:31:50.835

Lap	Lap Tm	Diff	Time of Day
(33) Jesse Salmenautio			
1			14:16:58.121
2	2:20.155	+33.381	14:19:18.276
3	1:49.233	+2.459	14:21:07.509
4	1:48.153	+1.379	14:22:55.662
5	1:47.528	+0.754	14:24:43.190
6	1:46.774		14:26:29.964
7	1:47.057	+0.283	14:28:17.021
8	1:47.584	+0.810	14:30:04.605
9	1:47.356	+0.582	14:31:51.961

Lap	Lap Tm	Diff	Time of Day
(27) Edward Jonasson			
1			14:17:01.850
2	2:18.412	+31.980	14:19:20.262
3	1:48.862	+2.430	14:21:09.124
4	1:49.461	+3.029	14:22:58.585
5	1:49.462	+3.030	14:24:48.047
6	1:48.969	+2.537	14:26:37.016
7	1:49.000	+2.568	14:28:26.016
8	1:46.432		14:30:12.448
9	1:47.373	+0.941	14:31:59.821

Lap	Lap Tm	Diff	Time of Day
(15) Mi Majjala			
1			14:16:59.224
2	2:19.690	+30.672	14:19:18.914
3	1:49.611	+0.593	14:21:08.525
4	1:49.649	+0.631	14:22:58.174
5	1:49.478	+0.460	14:24:47.652
6	1:49.018		14:26:36.670
7	1:49.757	+0.739	14:28:26.427
8	1:49.096	+0.078	14:30:15.523
9	1:49.470	+0.452	14:32:04.993

Lap	Lap Tm	Diff	Time of Day
(25) Jacob Palm			
1			14:17:00.831
2	2:19.032	+29.715	14:19:19.863
3	1:51.707	+2.390	14:21:11.570
4	2:00.933	+11.616	14:23:12.503
5	1:51.147	+1.830	14:25:03.650
6	1:50.317	+1.000	14:26:53.967
7	1:49.317		14:28:43.284
8	1:50.640	+1.323	14:30:33.924
9	1:53.249	+3.932	14:32:27.173

Lap	Lap Tm	Diff	Time of Day
(30) Philip Hall			
1			14:16:56.023
2	2:20.810	+33.755	14:19:16.833
3	1:47.987	+0.932	14:21:04.820
4	1:47.277	+0.222	14:22:52.097
5	1:47.055		14:24:39.152
6	1:47.754	+0.699	14:26:26.906
7	1:47.287	+0.232	14:28:14.193

Lap	Lap Tm	Diff	Time of Day
-----	--------	------	-------------