

BNL KARTING SERIES Round-1
Junior Max
Genk 1,360 Km
Warm up Day 2
08.05.2016 09:24
Practice (8:00 Time) started at 9:24:05

Pos	No.	Name	Nat.	Chassis	Entrant	Laps	Best Tm	Diff	Gap	In Lap	km/h
1	39	Dirk-Laurenc SEIFRIED	DEU	FA Kart	TKP KARTING	8	57.879			8	84,590
2	74	Nick CUPPENS (R)	BEL	Tonykart	DAEMS RACING TEAM	8	57.935	0.056	0.056	7	84,509
3	16	Glenn VAN BERLO	NLD	Tonykart	VAN BERLO MARCEL	8	57.978	0.099	0.043	6	84,446
4	62	Tyler SULLIVAN	GBR	Tonykart	Tooley Motorsport	8	58.033	0.154	0.055	6	84,366
5	38	Tom CANNING	GBR	Kosmic	KR Sport	8	58.035	0.156	0.002	5	84,363
6	44	Senna WALSTIJN [R]	NLD	Tonykart	G. Arts	8	58.082	0.203	0.047	6	84,295
7	26	Zsombor Kovacs	HUN	Birel	KMS	8	58.095	0.216	0.013	8	84,276
8	55	Rüben Delsarte	NLD	Kosmic	Montfoort Motorsports	8	58.098	0.219	0.003	8	84,271
9	18	Mark Kimber	GBR	Tonykart	Strawberry Racing	8	58.099	0.220	0.001	8	84,270
10	23	Xavier HANDSAEME (R)	BEL	Tonykart	HANDSAEME XAVIER	8	58.127	0.248	0.028	7	84,229
11	15	Joe PHILIPS	GBR	Kosmic	Phlips Joe	8	58.147	0.268	0.020	8	84,200
12	69	Jenson BUTTERFIELD (R)	GBR	Tonykart	Strawberry Racing	8	58.155	0.276	0.008	7	84,189
13	78	Leroy JAGESAR	NLD	FA Kart	TKP KARTING	8	58.223	0.344	0.068	5	84,090
14	19	Luna BLOEM	NLD	Tonykart	Bloem Rene	8	58.247	0.368	0.024	8	84,056
15	96	Joe Turney	GBR	Kosmic	James Turney	7	58.258	0.379	0.011	5	84,040
16	17	Sebastian ESTNER	DEU	Tonykart	RS-COMPETITION	8	58.293	0.414	0.035	8	83,990
17	12	Xander PRZYBYLAK	BEL	Tonykart	SPALANCA MARIA	8	58.309	0.430	0.016	7	83,966
18	116	Szabo BOLDIZSAR	HUN	Kosmic	PRO KART TEAM HUNG	8	58.329	0.450	0.020	7	83,938
19	99	Dennis SIEMENS	DEU	FA Kart	RS-COMPETITION	8	58.337	0.458	0.008	8	83,926
20	59	Bastien COCHET	FRA	Kosmic	LECOMTE F	8	58.379	0.500	0.042	7	83,866
21	24	Jasin FERATI (R)	CHE	Kosmic	SPIRIT RACING	8	58.435	0.556	0.056	7	83,785
22	13	Tijmen VAN DER HELM (R)	NLD	FA Kart	TKP KARTING	8	58.443	0.564	0.008	5	83,774
23	131	Thom NELISSEN (R)	BEL	PCR	NELISSEN MARTIJN	8	58.460	0.581	0.017	7	83,750
24	143	Tehmur CHOCHAN	UAE		Paul Konings Racing	8	58.475	0.596	0.015	7	83,728
25	5	Ilian BRUYNSEELS (R)	BEL	FA Kart	BRUYNSEELS HARRY	8	58.483	0.604	0.008	5	83,717
26	37	Pepijn KRAAIJEVELD (R)	NLD	Tonykart	KRAAYEVELD PA	8	58.545	0.666	0.062	5	83,628
27	47	Colin CARESANI	NLD		TKP KARTING	8	58.610	0.731	0.065	7	83,535
28	64	Oliver CALDWELL	GBR	Kosmic	KR Sport	8	58.649	0.770	0.039	5	83,480
29	33	Andre WALTER	DEU	Flandria	KART PERFORMANCE RACING	8	58.684	0.805	0.035	7	83,430
30	43	Jop RAPPANGE	NLD	Tonykart	TKP KARTING	8	58.728	0.849	0.044	8	83,367
31	199	Mads Riis	DEU	Tonykart	TKP KARTING	8	58.796	0.917	0.068	7	83,271
32	1	Boyd BAANEN	NLD	EVO	M.C. BAANEN	8	59.840	1.961	1.044	5	81,818



BNL KARTING SERIES Round-1

Junior Max

Genk 1,360 Km

Warm up Day 2

08.05.2016 09:24

Practice (8:00 Time) started at 9:24:05

Lap	Time of Day	Lap Tm	Diff	S1 Tm	S2 Tm	S3 Tm	Lap	Time of Day	Lap Tm	Diff	S1 Tm	S2 Tm	S3 Tm
(39) Dirk-Laurenc SEIFRIED							5	9:29:50.255	1:00.378	+2.283	24.045	18.730	17.603
1	9:25:58.788	59.904	+2.025	24.485	17.688	17.731	6	9:30:49.093	58.838	+0.743	23.507	17.545	17.786
2	9:26:58.939	1:00.151	+2.272	24.409	18.145	17.597	7	9:31:48.785	59.692	+1.597	24.728	17.404	17.560
3	9:27:57.469	58.530	+0.651	23.569	17.419	17.542	8	9:32:46.880	58.095		23.328	17.274	17.493
4	9:28:55.965	58.496	+0.617	23.480	17.434	17.582	(55) Rübén Delsarte						
5	9:29:54.276	58.311	+0.432	23.410	17.400	17.501	1	9:26:05.329	1:01.444	+3.346	25.441	18.102	17.901
6	9:30:52.673	58.397	+0.518	23.415	17.426	17.556	2	9:27:04.420	59.091	+0.993	23.833	17.557	17.701
7	9:31:50.766	58.093	+0.214	23.362	17.234	17.497	3	9:28:03.031	58.611	+0.513	23.583	17.423	17.605
8	9:32:48.645	57.879		23.214	17.263	17.402	4	9:29:01.511	58.480	+0.382	23.606	17.400	17.474
(74) Nick CUPPENS (R)							5	9:29:59.893	58.382	+0.284	23.467	17.331	17.584
1	9:26:01.519	1:01.729	+3.794	24.900	18.321	18.508	6	9:30:58.136	58.243	+0.145	23.416	17.313	17.514
2	9:27:00.777	59.258	+1.323	24.040	17.523	17.695	7	9:31:56.508	58.372	+0.274	23.613	17.280	17.479
3	9:28:00.076	59.299	+1.364	23.997	17.677	17.625	8	9:32:54.606	58.098		23.292	17.306	17.500
4	9:28:58.330	58.254	+0.319	23.352	17.350	17.552	(18) Mark Kimber						
5	9:29:56.799	58.469	+0.534	23.379	17.553	17.537	1	9:26:03.638	1:00.056	+1.957	24.513	17.790	17.753
6	9:30:54.942	58.143	+0.208	23.301	17.361	17.481	2	9:27:02.301	58.663	+0.564	23.540	17.492	17.631
7	9:31:52.877	57.935		23.185	17.277	17.473	3	9:28:00.783	58.482	+0.383	23.423	17.411	17.648
8	9:32:51.103	58.226	+0.291	23.246	17.347	17.633	4	9:28:59.169	58.386	+0.287	23.421	17.396	17.569
(16) Glenn VAN BERLO							5	9:29:57.386	58.217	+0.118	23.327	17.387	17.503
1	9:26:13.021	1:01.308	+3.330	25.638	17.871	17.799	6	9:30:55.568	58.182	+0.083	23.296	17.421	17.465
2	9:27:11.721	58.700	+0.722	23.628	17.466	17.606	7	9:31:53.754	58.186	+0.087	23.370	17.316	17.500
3	9:28:10.031	58.310	+0.332	23.430	17.346	17.534	8	9:32:51.853	58.099		23.251	17.354	17.494
4	9:29:08.134	58.103	+0.125	23.378	17.300	17.425	(23) Xavier HANDSAEME (R)						
5	9:30:06.169	58.035	+0.057	23.247	17.272	17.516	1	9:26:02.248	1:00.697	+2.570	24.984	17.914	17.799
6	9:31:04.147	57.978		23.260	17.216	17.502	2	9:27:01.000	58.752	+0.625	23.568	17.510	17.674
7	9:32:02.153	58.006	+0.028	23.300	17.265	17.441	3	9:27:59.492	58.492	+0.365	23.375	17.525	17.592
8	9:33:00.145	57.992	+0.014	23.264	17.239	17.489	4	9:28:57.963	58.471	+0.344	23.390	17.442	17.639
(62) Tyler SULLIVAN							5	9:29:56.259	58.296	+0.169	23.365	17.375	17.556
1	9:25:52.173	1:00.028	+1.995	24.691	17.607	17.730	6	9:30:54.517	58.258	+0.131	23.258	17.418	17.582
2	9:26:51.059	58.886	+0.853	23.705	17.468	17.713	7	9:31:52.644	58.127		23.273	17.324	17.530
3	9:27:49.514	58.455	+0.422	23.632	17.319	17.504	8	9:32:51.222	58.578	+0.451	23.673	17.372	17.533
4	9:28:47.801	58.287	+0.254	23.523	17.324	17.440	(15) Joe PHILIPS						
5	9:29:46.079	58.278	+0.245	23.379	17.329	17.570	1	9:25:46.710	1:00.726	+2.579	24.893	17.965	17.868
6	9:30:44.112	58.033		23.415	17.215	17.403	2	9:26:45.700	58.990	+0.843	23.737	17.490	17.763
7	9:31:42.249	58.137	+0.104	23.440	17.242	17.455	3	9:27:44.382	58.682	+0.535	23.540	17.484	17.658
8	9:32:40.301	58.052	+0.019	23.316	17.236	17.500	4	9:28:42.733	58.351	+0.204	23.431	17.387	17.533
(38) Tom CANNING							5	9:29:41.021	58.288	+0.141	23.457	17.378	17.453
1	9:26:01.628	59.981	+1.946	24.525	17.755	17.701	6	9:30:39.623	58.602	+0.455	23.743	17.362	17.497
2	9:27:00.339	58.711	+0.676	23.694	17.436	17.581	7	9:31:37.897	58.274	+0.127	23.380	17.364	17.530
3	9:27:59.005	58.666	+0.631	23.560	17.435	17.671	8	9:32:36.044	58.147		23.369	17.282	17.496
4	9:28:57.060	58.055	+0.020	23.357	17.264	17.434	(69) Jenson BUTTERFIELD (R)						
5	9:29:55.095	58.035		23.314	17.232	17.489	1	9:25:59.831	1:00.843	+2.688	24.981	18.015	17.847
6	9:30:53.177	58.082	+0.047	23.236	17.342	17.504	2	9:26:58.871	59.040	+0.885	23.698	17.638	17.704
7	9:31:51.270	58.093	+0.058	23.350	17.231	17.512	3	9:27:57.371	58.500	+0.345	23.477	17.366	17.657
8	9:32:49.619	58.349	+0.314	23.272	17.625	17.452	4	9:28:55.826	58.455	+0.300	23.510	17.374	17.571
(44) Senna WALSTIJN [R]							5	9:29:54.199	58.373	+0.218	23.434	17.368	17.571
1	9:25:41.790	1:00.737	+2.655	24.891	17.997	17.849	6	9:30:52.997	58.798	+0.643	23.574	17.741	17.483
2	9:26:40.594	58.804	+0.722	23.656	17.472	17.676	7	9:31:51.152	58.155		23.347	17.298	17.510
3	9:27:39.073	58.479	+0.397	23.416	17.447	17.616	8	9:32:49.472	58.320	+0.165	23.470	17.397	17.453
4	9:28:37.629	58.556	+0.474	23.477	17.488	17.591	(78) Leroy JAGESAR						
5	9:29:36.087	58.458	+0.376	23.319	17.627	17.512	1	9:25:37.810	59.678	+1.455	24.353	17.615	17.710
6	9:30:34.169	58.082		23.310	17.263	17.509	2	9:26:36.503	58.693	+0.470	23.534	17.513	17.646
7	9:31:33.200	59.031	+0.949	23.396	17.844	17.791	3	9:27:34.875	58.372	+0.149	23.421	17.359	17.592
8	9:32:32.352	59.152	+1.070	24.151	17.478	17.523	4	9:28:33.161	58.286	+0.063	23.342	17.412	17.532
(26) Zsombor Kovacs							5	9:29:31.384	58.223		23.313	17.279	17.631
1	9:25:53.560	59.904	+1.809	24.469	17.661	17.774	6	9:30:29.628	58.244	+0.021	23.243	17.491	17.510
2	9:26:52.537	58.977	+0.882	23.709	17.555	17.713	7	9:31:27.865	58.237	+0.014	23.354	17.362	17.521
3	9:27:51.212	58.675	+0.580	23.552	17.444	17.679	8	9:32:26.193	58.328	+0.105	23.356	17.405	17.567
4	9:28:49.877	58.665	+0.570	23.467	17.496	17.702	(19) Luna BLOEM						



BNL KARTING SERIES Round-1

Junior Max

Genk 1,360 Km

Warm up Day 2

08.05.2016 09:24

Practice (8:00 Time) started at 9:24:05

Lap	Time of Day	Lap Tm	Diff	S1 Tm	S2 Tm	S3 Tm	Lap	Time of Day	Lap Tm	Diff	S1 Tm	S2 Tm	S3 Tm
(96) Joe Turney													
1	9:25:55.936	59.990	+1.732	24.495	17.632	17.863	8	9:32:46.511	58.419	+0.040	23.382	17.377	17.660
2	9:26:54.686	58.750	+0.492	23.637	17.425	17.688	(24) Jasin FERATI (R)						
3	9:27:53.081	58.395	+0.137	23.515	17.360	17.520	1	9:25:42.437	1:02.032	+3.597	25.515	18.336	18.181
4	9:28:51.611	58.530	+0.272	23.354	17.272	17.904	2	9:26:42.839	1:00.402	+1.967	24.515	17.992	17.895
5	9:29:49.869	58.258		23.270	17.431	17.557	3	9:27:41.615	58.776	+0.341	23.622	17.536	17.618
6	9:30:48.968	59.099	+0.841	23.539	17.732	17.828	4	9:28:40.209	58.594	+0.159	23.575	17.422	17.597
7	9:31:47.382	58.414	+0.156	23.459	17.301	17.654	5	9:29:38.741	58.532	+0.097	23.516	17.466	17.550
(17) Sebastian ESTNER													
1	9:25:47.597	1:00.508	+2.215	24.827	17.746	17.935	6	9:30:37.611	58.870	+0.435	23.863	17.466	17.541
2	9:26:46.742	59.145	+0.852	23.843	17.569	17.733	7	9:31:36.046	58.435		23.475	17.365	17.595
3	9:27:45.569	58.827	+0.534	23.674	17.514	17.639	8	9:32:35.466	59.420	+0.985	23.787	17.911	17.722
4	9:28:44.057	58.488	+0.195	23.496	17.406	17.586	(13) Tijmen VAN DER HELM (R)						
5	9:29:42.588	58.531	+0.238	23.424	17.483	17.624	1	9:25:41.116	1:00.938	+2.495	25.263	17.909	17.766
6	9:30:41.021	58.433	+0.140	23.478	17.384	17.571	2	9:26:39.884	58.768	+0.325	23.652	17.499	17.617
7	9:31:39.428	58.407	+0.114	23.502	17.367	17.538	3	9:27:38.459	58.575	+0.132	23.505	17.440	17.630
8	9:32:37.721	58.293		23.354	17.401	17.538	4	9:28:36.908	58.449	+0.006	23.551	17.350	17.548
(12) Xander PRZYBYLAK													
1	9:25:42.367	1:00.571	+2.262	24.835	17.851	17.885	5	9:29:35.351	58.443		23.476	17.404	17.563
2	9:26:41.121	58.754	+0.445	23.646	17.486	17.622	6	9:30:33.922	58.571	+0.128	23.594	17.415	17.562
3	9:27:39.558	58.437	+0.128	23.444	17.391	17.602	7	9:31:32.919	58.997	+0.554	23.466	17.925	17.606
4	9:28:38.116	58.558	+0.249	23.528	17.461	17.569	8	9:32:31.577	58.658	+0.215	23.674	17.363	17.621
5	9:29:36.904	58.788	+0.479	23.394	17.475	17.919	(131) Thom NELISSEN (R)						
6	9:30:35.345	58.441	+0.132	23.605	17.324	17.512	1	9:26:05.505	1:01.087	+2.627	25.100	18.126	17.861
7	9:31:33.654	58.309		23.342	17.376	17.591	2	9:27:04.685	59.180	+0.720	23.812	17.656	17.712
8	9:32:32.116	58.462	+0.153	23.626	17.322	17.514	3	9:28:03.470	58.785	+0.325	23.581	17.544	17.660
(116) Szabo BOLDIZSAR													
1	9:25:41.474	1:02.125	+3.796	26.210	18.067	17.848	4	9:29:02.007	58.537	+0.077	23.554	17.414	17.569
2	9:26:43.213	1:01.739	+3.410	25.464	18.289	17.986	5	9:30:00.693	58.686	+0.226	23.594	17.434	17.658
3	9:27:41.941	58.728	+0.399	23.665	17.465	17.598	6	9:30:59.200	58.507	+0.047	23.470	17.449	17.588
4	9:28:40.484	58.543	+0.214	23.439	17.487	17.617	7	9:31:57.660	58.460		23.420	17.448	17.592
5	9:29:38.892	58.408	+0.079	23.403	17.463	17.542	8	9:32:56.139	58.479	+0.019	23.491	17.438	17.550
6	9:30:37.846	58.954	+0.625	23.988	17.363	17.603	(143) Tehmur CHOCHAN						
7	9:31:36.175	58.329		23.428	17.378	17.523	1	9:25:54.768	1:00.188	+1.713	24.503	17.789	17.896
8	9:32:35.293	59.118	+0.789	23.861	17.608	17.649	2	9:26:53.763	58.995	+0.520	23.688	17.515	17.792
(99) Dennis SIEMENS													
1	9:25:42.753	1:00.855	+2.518	24.810	18.160	17.885	3	9:27:52.465	58.702	+0.227	23.619	17.443	17.640
2	9:26:43.659	1:00.906	+2.569	24.038	17.740	19.128	4	9:28:51.115	58.650	+0.175	23.485	17.457	17.708
3	9:27:42.947	59.288	+0.951	23.880	17.655	17.753	5	9:29:49.971	58.856	+0.381	23.489	17.495	17.872
4	9:28:41.845	58.898	+0.561	23.524	17.518	17.856	6	9:30:49.339	59.368	+0.893	23.926	17.695	17.747
5	9:29:40.380	58.535	+0.198	23.420	17.479	17.636	7	9:31:47.814	58.475		23.544	17.337	17.594
6	9:30:38.903	58.523	+0.186	23.443	17.473	17.607	8	9:32:46.310	58.496	+0.021	23.449	17.414	17.633
7	9:31:37.513	58.610	+0.273	23.521	17.552	17.537	(5) Ilian BRUYNSEELS (R)						
8	9:32:35.850	58.337		23.372	17.399	17.566	1	9:25:40.592	1:00.660	+2.177	25.096	17.800	17.764
(59) Bastien COCHET													
1	9:25:54.144	1:00.494	+2.115	24.769	17.765	17.960	2	9:26:39.623	59.031	+0.548	23.727	17.552	17.752
2	9:26:53.009	58.865	+0.486	23.600	17.496	17.769	3	9:27:37.728	58.765	+0.282	23.563	17.514	17.688
3	9:27:51.713	58.704	+0.325	23.549	17.488	17.667	4	9:28:37.755	59.367	+0.884	23.834	17.885	17.648
4	9:28:50.203	58.490	+0.111	23.417	17.437	17.636	5	9:29:36.238	58.483		23.515	17.381	17.587
5	9:29:48.729	58.526	+0.147	23.374	17.426	17.726	6	9:30:34.757	58.519	+0.036	23.561	17.405	17.553
6	9:30:49.713	1:00.984	+2.605	25.077	18.229	17.678	7	9:31:33.437	58.680	+0.197	23.413	17.429	17.838
7	9:31:48.092	58.379		23.481	17.335	17.563	8	9:32:32.453	59.016	+0.533	24.047	17.510	17.459
(37) Pepijn KRAAIJEVELD (R)													
1	9:25:40.027	1:00.191	+1.646				1	9:25:40.027	1:00.191	+1.646	24.484	17.875	17.832
2	9:26:39.103	59.076	+0.531				2	9:26:39.103	59.076	+0.531	23.686	17.607	17.783
3	9:27:37.728	58.625	+0.080				3	9:27:37.728	58.625	+0.080	23.554	17.433	17.638
4	9:28:36.673	58.945	+0.400				4	9:28:36.673	58.945	+0.400	23.658	17.549	17.738
5	9:29:35.218	58.545					5	9:29:35.218	58.545		23.499	17.408	17.638
6	9:30:34.005	58.787	+0.242				6	9:30:34.005	58.787	+0.242	23.526	17.487	17.774
7	9:31:33.379	59.374	+0.829				7	9:31:33.379	59.374	+0.829	23.851	17.647	17.876
8	9:32:32.951	59.572	+1.027				8	9:32:32.951	59.572	+1.027	24.252	17.745	17.575
(47) Colin CARESANI													
1	9:25:38.934	1:00.602	+1.992	24.892	17.874	17.836	1	9:25:38.934	1:00.602	+1.992	24.892	17.874	17.836
2	9:26:38.283	59.349	+0.739	23.856	17.721	17.772	2	9:26:38.283	59.349	+0.739	23.856	17.721	17.772
3	9:27:37.474	59.191	+0.581	23.827	17.595	17.769	3	9:27:37.474	59.191	+0.581	23.827	17.595	17.769



BNL KARTING SERIES Round-1

Junior Max

Genk 1,360 Km

Warm up Day 2

08.05.2016 09:24

Practice (8:00 Time) started at 9:24:05

Lap	Time of Day	Lap Tm	Diff	S1 Tm	S2 Tm	S3 Tm	Lap	Time of Day	Lap Tm	Diff	S1 Tm	S2 Tm	S3 Tm
4	9:28:36.840	59.366	+0.756	23.995	17.650	17.721							
5	9:29:35.835	58.995	+0.385	23.760	17.535	17.700							
6	9:30:35.434	59.599	+0.989	24.259	17.505	17.835							
7	9:31:34.044	58.610		23.464	17.524	17.622							
8	9:32:33.516	59.472	+0.862	23.517	18.296	17.659							

(64) Oliver CALDWELL

1	9:25:44.900	1:00.382	+1.733	24.538	17.882	17.962
2	9:26:44.394	59.494	+0.845	23.765	17.673	18.056
3	9:27:43.361	58.967	+0.318	23.638	17.581	17.748
4	9:28:42.138	58.777	+0.128	23.544	17.514	17.719
5	9:29:40.787	58.649		23.430	17.496	17.723
6	9:30:40.221	59.434	+0.785	24.115	17.620	17.699
7	9:31:38.937	58.716	+0.067	23.370	17.606	17.740
8	9:32:37.625	58.688	+0.039	23.475	17.558	17.655

(33) Andre WALTER

1	9:25:17.147	1:00.802	+2.118	24.540	18.080	18.182
2	9:26:17.037	59.890	+1.206	24.181	17.737	17.972
3	9:27:16.180	59.143	+0.459	23.725	17.572	17.846
4	9:28:15.165	58.985	+0.301	23.612	17.560	17.813
5	9:29:14.144	58.979	+0.295	23.664	17.589	17.726
6	9:30:12.972	58.828	+0.144	23.541	17.497	17.790
7	9:31:11.656	58.684		23.521	17.495	17.668
8	9:32:10.383	58.727	+0.043	23.501	17.429	17.797

(43) Jop RAPPANGE

1	9:25:34.718	1:00.819	+2.091	24.880	17.879	18.060
2	9:26:34.380	59.662	+0.934	24.142	17.665	17.855
3	9:27:33.531	59.151	+0.423	23.779	17.568	17.804
4	9:28:32.458	58.927	+0.199	23.628	17.544	17.755
5	9:29:31.304	58.846	+0.118	23.570	17.556	17.720
6	9:30:30.193	58.889	+0.161	23.657	17.497	17.735
7	9:31:29.291	59.098	+0.370	23.524	17.807	17.767
8	9:32:28.019	58.728		23.539	17.536	17.653

(199) Mads Riis

1	9:25:29.221	1:01.150	+2.354	24.962	18.240	17.948
2	9:26:29.122	59.901	+1.105	24.168	17.747	17.986
3	9:27:28.624	59.502	+0.706	23.976	17.722	17.804
4	9:28:27.831	59.207	+0.411	23.819	17.635	17.753
5	9:29:26.973	59.142	+0.346	23.778	17.603	17.761
6	9:30:25.929	58.956	+0.160	23.703	17.500	17.753
7	9:31:24.725	58.796		23.668	17.475	17.653
8	9:32:23.525	58.800	+0.004	23.734	17.412	17.654

(1) Boyd BAANEN

1	9:25:29.677	1:02.281	+2.441	25.421	18.611	18.249
2	9:26:29.986	1:00.309	+0.469	24.115	18.028	18.166
3	9:27:30.066	1:00.080	+0.240	23.985	17.902	18.193
4	9:28:30.321	1:00.255	+0.415	24.233	17.800	18.222
5	9:29:30.161	59.840		24.103	17.678	18.059
6	9:30:30.862	1:00.701	+0.861	23.958	18.414	18.329
7	9:31:30.890	1:00.028	+0.188	24.055	17.851	18.122
8	9:32:30.891	1:00.001	+0.161	24.145	17.882	17.974



BNL KARTING SERIES Round-1
Junior Max
-NEW I-
Genk 1,360 Km
Qualifying Day 2
08.05.2016 10:36
Qualifying (8:00 Time) started at 10:36:04

Pos	No.	Name	Nat.	Chassis	Entrant	Laps	Best Tm	Diff	Gap	In Lap	km/h
1	18	Mark Kimber	GBR	Tonykart	Strawberry Racing	7	56.950			4	85,970
2	38	Tom CANNING	GBR	Kosmic	KR Sport	7	56.969	0.019	0.019	5	85,941
3	78	Leroy JAGESAR	NLD	FA Kart	TKP KARTING	7	57.094	0.144	0.125	4	85,753
4	69	Jenson BUTTERFIELD (R)	GBR	Tonykart	Strawberry Racing	7	57.097	0.147	0.003	5	85,749
5	39	Dirk-Laurenc SEIFRIED	DEU	FA Kart	TKP KARTING	7	57.114	0.164	0.017	4	85,723
6	15	Joe PHILIPS	GBR	Kosmic	Phlips Joe	7	57.172	0.222	0.058	6	85,636
7	13	Tijmen VAN DER HELM (R)	NLD	FA Kart	TKP KARTING	7	57.181	0.231	0.009	7	85,623
8	23	Xavier HANDSAEME (R)	BEL	Tonykart	HANDSAEME XAVIER	8	57.221	0.271	0.040	4	85,563
9	62	Tyler SULLIVAN	GBR	Tonykart	Tooley Motorsport	7	57.263	0.313	0.042	6	85,500
10	96	Joe Turney	GBR	Kosmic	James Turney	7	57.263	0.313		7	85,500
11	26	Zsombor Kovacs	HUN	Birel	KMS	7	57.265	0.315	0.002	5	85,497
12	12	Xander PRZYBYLAK	BEL	Tonykart	SPALANCA MARIA	7	57.304	0.354	0.039	4	85,439
13	44	Senna WALSTIEN [R]	NLD	Tonykart	G. Arts	8	57.306	0.356	0.002	7	85,436
14	17	Sebastian ESTNER	DEU	Tonykart	RS-COMPETITION	7	57.328	0.378	0.022	4	85,403
15	55	Rüben Delsarte	NLD	Kosmic	R. REAL DEL SRTE	7	57.339	0.389	0.011	7	85,387
16	5	Ilian BRUYNSEELS (R)	BEL	FA Kart	BRUYNSEELS HARRY	7	57.340	0.390	0.001	4	85,385
17	19	Luna BLOEM	NLD	Tonykart	Bloem Rene	8	57.374	0.424	0.034	8	85,335
18	74	Nick CUPPENS (R)	BEL	Tonykart	DAEMS RACING TEAM	7	57.376	0.426	0.002	7	85,332
19	143	Tehmur CHOHAN	UAE		Paul Konings Racing	8	57.422	0.472	0.046	7	85,263
20	33	Andre WALTER	DEU	Flandria	KART PERFORMANCE RACING	8	57.427	0.477	0.005	7	85,256
21	99	Dennis SIEMENS	DEU	FA Kart	RS-COMPETITION	8	57.513	0.563	0.086	8	85,129
22	37	Pepijn KRAAIJEVELD (R)	NLD	Tonykart	KRAAYEVELD PA	8	57.520	0.570	0.007	6	85,118
23	131	Thom NELISSEN (R)	BEL	PCR	NELISSEN MARTIJN	8	57.528	0.578	0.008	4	85,106
24	24	Jasin FERATI (R)	CHE	Kosmic	SPIRIT RACING	7	57.614	0.664	0.086	4	84,979
25	43	Jop RAPPANGE	NLD	Tonykart	TKP KARTING	8	57.626	0.676	0.012	4	84,962
26	59	Bastien COCHET	FRA	Kosmic	LECOMTE F	8	57.629	0.679	0.003	8	84,957
27	64	Oliver CALDWELL	GBR	Kosmic	KR Sport	8	57.631	0.681	0.002	4	84,954
28	116	Szabo BOLDIZSAR	HUN	Kosmic	PRO KART TEAM HUNG	8	57.652	0.702	0.021	7	84,923
29	47	Colin CARESANI	NLD		TKP KARTING	7	57.703	0.753	0.051	6	84,848
30	199	Mads Riis	DEU	Tonykart	TKP KARTING	8	57.780	0.830	0.077	6	84,735
31	1	Boyd BAANEN	NLD	EVO	M.C. BAANEN	8	59.051	2.101	1.271	7	82,911

Not classified

EXC	16	Glenn VAN BERLO	NLD	Tonykart	VAN BERLO MARCEL	8	57.221			8	85,563
-----	----	-----------------	-----	----------	------------------	---	--------	--	--	---	--------

Announcements

These results are provisional until the conclusion of any judicial and technical matters!

No. 16 excluded from Qualifying / technical non conformity



BNL KARTING SERIES Round-1

Junior Max

Genk 1,360 Km

Qualifying Day 2

08.05.2016 10:36

Qualifying (8:00 Time) started at 10:36:04

Lap	Time of Day	Lap Tm	Diff	S1 Tm	S2 Tm	S3 Tm	Lap	Time of Day	Lap Tm	Diff	S1 Tm	S2 Tm	S3 Tm
(18) Mark Kimber							2	10:38:55.493	58.066	+0.845	23.371	17.247	17.448
1	10:38:23.442	58.769	+1.819	23.948	17.349	17.472	3	10:39:53.057	57.564	+0.343	23.024	17.108	17.432
2	10:39:21.036	57.594	+0.644	23.160	17.155	17.279	4	10:40:50.519	57.462	+0.241	22.975	17.096	17.391
3	10:40:18.308	57.272	+0.322	23.032	17.036	17.204	5	10:41:47.746	57.227	+0.006	22.968	16.958	17.301
4	10:41:15.258	56.950		22.823	16.954	17.173	6	10:42:45.061	57.315	+0.094	22.939	17.004	17.372
5	10:42:12.389	57.131	+0.181	22.870	16.895	17.366	7	10:43:42.408	57.347	+0.126	23.033	16.974	17.340
6	10:43:09.457	57.068	+0.118	22.897	16.954	17.217	8	10:44:39.629	57.221	22.894	17.003	17.324	
7	10:44:06.518	57.061	+0.111	22.803	16.923	17.335	(23) Xavier HANDSAEME (R)						
(38) Tom CANNING							1	10:38:13.698	59.228	+2.007	24.168	17.463	17.597
1	10:38:28.419	59.458	+2.489	24.417	17.449	17.592	2	10:39:11.712	58.014	+0.793	23.276	17.268	17.470
2	10:39:26.071	57.652	+0.683	23.170	17.133	17.349	3	10:40:09.424	57.712	+0.491	23.196	17.141	17.375
3	10:40:23.367	57.296	+0.327	22.995	16.977	17.324	4	10:41:06.645	57.221	22.900	17.045	17.276	
4	10:41:21.550	58.183	+1.214	24.034	16.967	17.182	5	10:42:04.036	57.391	+0.170	22.992	17.047	17.352
5	10:42:18.519	56.969	22.862	16.876	17.231		6	10:43:01.506	57.470	+0.249	22.926	17.242	17.302
6	10:43:15.831	57.312	+0.343	22.956	17.100	17.256	7	10:43:58.882	57.376	+0.155	22.927	17.072	17.377
7	10:44:13.431	57.600	+0.631	23.092	17.129	17.379	8	10:44:56.353	57.471	+0.250	23.070	17.078	17.323
(78) Leroy JAGESAR							(62) Tyler SULLIVAN						
1	10:38:28.855	58.993	+1.899	24.217	17.320	17.456	1	10:38:18.670	59.170	+1.907	24.245	17.467	17.458
2	10:39:26.540	57.685	+0.591	23.249	17.169	17.267	2	10:39:16.638	57.968	+0.705	23.388	17.208	17.372
3	10:40:23.644	57.104	+0.010	22.888	16.952	17.264	3	10:40:14.302	57.664	+0.401	23.216	17.095	17.353
4	10:41:20.738	57.094		22.898	16.954	17.242	4	10:41:12.056	57.754	+0.491	23.248	17.063	17.443
5	10:42:17.855	57.117	+0.023	22.956	16.938	17.223	5	10:42:12.696	1:00.640	+3.377	24.154	17.657	18.829
6	10:43:15.128	57.273	+0.179	22.982	16.973	17.318	6	10:43:09.959	57.263	22.895	17.023	17.345	
7	10:44:12.610	57.482	+0.388	23.399	16.914	17.169	7	10:44:07.310	57.351	+0.088	22.998	17.091	17.262
(69) Jensen BUTTERFIELD (R)							(96) Joe Turney						
1	10:38:30.457	59.688	+2.591	24.613	17.463	17.612	1	10:38:24.887	58.910	+1.647	24.010	17.375	17.525
2	10:39:28.172	57.715	+0.618	23.270	17.133	17.312	2	10:39:22.535	57.648	+0.385	23.186	17.140	17.322
3	10:40:25.540	57.368	+0.271	22.982	17.073	17.313	3	10:40:20.560	58.025	+0.762	23.460	17.138	17.427
4	10:41:22.899	57.359	+0.262	22.926	17.052	17.381	4	10:41:19.211	58.651	+1.388	24.235	17.053	17.363
5	10:42:19.996	57.097		22.886	17.023	17.188	5	10:42:16.604	57.393	+0.130	22.955	17.020	17.418
6	10:43:17.223	57.227	+0.130	22.875	17.080	17.272	6	10:43:16.390	59.786	+2.523	25.265	17.160	17.361
7	10:44:14.575	57.352	+0.255	23.098	17.016	17.238	7	10:44:13.653	57.263	22.946	17.088	17.229	
(39) Dirk-Laurenc SEIFRIED							(26) Zsombor Kovacs						
1	10:38:28.691	59.574	+2.460	24.618	17.414	17.542	1	10:38:29.554	59.281	+2.016	24.249	17.483	17.549
2	10:39:26.460	57.769	+0.655	23.265	17.175	17.329	2	10:39:27.385	57.831	+0.566	23.276	17.147	17.408
3	10:40:24.015	57.555	+0.441	23.223	17.076	17.256	3	10:40:24.881	57.496	+0.231	23.143	17.037	17.316
4	10:41:21.129	57.114		22.914	16.982	17.218	4	10:41:22.298	57.417	+0.152	23.040	17.107	17.270
5	10:42:18.249	57.120	+0.006	22.819	16.998	17.303	5	10:42:19.563	57.265	23.018	16.946	17.301	
6	10:43:15.508	57.259	+0.145	23.062	16.966	17.231	6	10:43:17.007	57.444	+0.179	23.068	17.050	17.326
7	10:44:13.084	57.576	+0.462	23.336	16.947	17.293	7	10:44:14.279	57.272	+0.007	23.056	16.950	17.266
(15) Joe PHILIPS							(12) Xander PRZYBYLAK						
1	10:38:29.887	59.394	+2.222	24.328	17.492	17.574	1	10:38:20.054	59.361	+2.057	24.216	17.530	17.615
2	10:39:27.622	57.735	+0.563	23.199	17.188	17.348	2	10:39:19.017	58.963	+1.659	23.275	17.786	17.902
3	10:40:25.159	57.537	+0.365	23.063	17.128	17.346	3	10:40:16.519	57.502	+0.198	23.059	17.135	17.308
4	10:41:22.971	57.812	+0.640	23.037	17.108	17.667	4	10:41:13.823	57.304	22.978	17.103	17.223	
5	10:42:20.340	57.369	+0.197	23.083	17.007	17.279	5	10:42:11.369	57.546	+0.242	23.101	17.058	17.387
6	10:43:17.512	57.172		22.989	16.936	17.247	6	10:43:08.780	57.411	+0.107	23.026	17.129	17.256
7	10:44:14.772	57.260	+0.088	22.891	17.043	17.326	7	10:44:06.371	57.591	+0.287	23.151	17.152	17.288
(13) Tijmen VAN DER HELM (R)							(44) Senna WALSTIJN [R]						
1	10:38:16.938	59.041	+1.860	24.062	17.451	17.528	1	10:37:49.636	1:00.275	+2.969	24.854	17.537	17.884
2	10:39:14.529	57.591	+0.410	23.132	17.127	17.332	2	10:38:47.868	58.232	+0.926	23.567	17.253	17.412
3	10:40:12.050	57.521	+0.340	23.072	17.090	17.359	3	10:39:45.476	57.608	+0.302	23.259	17.062	17.287
4	10:41:12.258	1:00.208	+3.027	25.772	17.097	17.339	4	10:40:43.229	57.753	+0.447	23.117	17.320	17.316
5	10:42:12.807	1:00.549	+3.368	26.142	17.048	17.359	5	10:41:40.612	57.383	+0.077	22.985	17.024	17.374
6	10:43:10.231	57.424	+0.243	23.342	16.909	17.173	6	10:42:37.997	57.385	+0.079	23.071	17.009	17.305
7	10:44:07.412	57.181		22.963	16.944	17.274	7	10:43:35.303	57.306		23.017	16.962	17.327
(16) Glenn VAN BERLO							(17) Sebastian ESTNER						
1	10:37:57.427	59.278	+2.057	24.190	17.467	17.621	1	10:38:21.760	59.642	+2.314	24.655	17.501	17.486



BNL KARTING SERIES Round-1

Junior Max

Genk 1,360 Km

Qualifying Day 2

08.05.2016 10:36

Qualifying (8:00 Time) started at 10:36:04

Lap	Time of Day	Lap Tm	Diff	S1 Tm	S2 Tm	S3 Tm	Lap	Time of Day	Lap Tm	Diff	S1 Tm	S2 Tm	S3 Tm
2	10:39:19.524	57.764	+0.436	23.247	17.160	17.357	2	10:39:00.643	58.253	+0.740	23.379	17.333	17.541
3	10:40:17.002	57.478	+0.150	23.136	17.103	17.239	3	10:39:58.471	57.828	+0.315	23.207	17.220	17.401
4	10:41:14.330	57.328		23.026	17.065	17.237	4	10:40:56.276	57.805	+0.292	22.990	17.470	17.345
5	10:42:12.051	57.721	+0.393	23.195	16.972	17.554	5	10:41:54.016	57.740	+0.227	23.197	17.157	17.386
6	10:43:10.610	58.559	+1.231	23.032	17.306	18.221	6	10:42:51.553	57.537	+0.024	23.060	17.082	17.395
7	10:44:08.017	57.407	+0.079	23.094	16.936	17.377	7	10:43:54.083	1:02.530	+5.017	26.856	18.292	17.382
							8	10:44:51.596	57.513		23.071	17.089	17.353
(55) Rūben Delsarte							(37) Pepijn KRAAIJEVELD (R)						
1	10:38:25.472	59.592	+2.253	24.614	17.491	17.487	1	10:38:01.738	59.468	+1.948	24.212	17.560	17.696
2	10:39:23.270	57.798	+0.459	23.260	17.193	17.345	2	10:39:00.130	58.392	+0.872	23.506	17.287	17.599
3	10:40:21.187	57.917	+0.578	23.148	17.420	17.349	3	10:39:58.171	58.041	+0.521	23.347	17.272	17.422
4	10:41:19.448	58.261	+0.922	23.369	17.460	17.432	4	10:40:56.611	58.440	+0.920	23.203	17.841	17.396
5	10:42:16.941	57.493	+0.154	23.111	17.071	17.311	5	10:41:54.264	57.653	+0.133	23.099	17.169	17.385
6	10:43:14.671	57.730	+0.391	23.352	17.073	17.305	6	10:42:51.784	57.520		22.989	17.154	17.377
7	10:44:12.010	57.339		23.028	17.025	17.286	7	10:43:49.547	57.763	+0.243	23.248	17.103	17.412
							8	10:44:47.584	58.037	+0.517	23.279	17.341	17.417
(5) Ilian BRUYNSEELS (R)							(131) Thom NELISSEN (R)						
1	10:38:20.784	59.114	+1.774	24.306	17.278	17.530	1	10:38:03.475	59.166	+1.638	24.013	17.589	17.564
2	10:39:18.491	57.707	+0.367	23.214	17.133	17.360	2	10:39:01.491	58.016	+0.488	23.359	17.272	17.385
3	10:40:16.011	57.520	+0.180	23.134	17.039	17.347	3	10:39:59.334	57.843	+0.315	23.196	17.269	17.378
4	10:41:13.351	57.340		23.149	16.945	17.246	4	10:40:56.862	57.528		23.124	17.116	17.288
5	10:42:11.121	57.770	+0.430	23.137	17.223	17.410	5	10:41:54.406	57.544	+0.016	23.103	17.142	17.299
6	10:43:08.579	57.458	+0.118	23.081	17.059	17.318	6	10:42:51.984	57.578	+0.050	23.148	17.088	17.342
7	10:44:05.989	57.410	+0.070	23.027	17.052	17.331	7	10:43:49.665	57.681	+0.153	23.178	17.206	17.297
							8	10:44:47.398	57.733	+0.205	23.077	17.328	17.328
(19) Luna BLOEM							(24) Jasin FERATI (R)						
1	10:37:48.560	59.925	+2.551	24.422	17.796	17.707	1	10:38:24.516	58.991	+1.377	24.057	17.400	17.534
2	10:38:47.159	58.599	+1.225	23.614	17.388	17.597	2	10:39:22.379	57.863	+0.249	23.277	17.176	17.410
3	10:39:45.235	58.076	+0.702	23.335	17.230	17.511	3	10:40:20.991	58.612	+0.998	23.540	17.724	17.348
4	10:40:43.115	57.880	+0.506	23.234	17.239	17.407	4	10:41:18.605	57.614		23.106	17.198	17.310
5	10:41:40.939	57.824	+0.450	23.275	17.172	17.377	5	10:42:16.777	58.172	+0.558	23.268	17.132	17.772
6	10:42:38.531	57.592	+0.218	22.981	17.116	17.495	6	10:43:15.192	58.415	+0.801	23.739	17.220	17.456
7	10:43:36.072	57.541	+0.167	23.040	17.110	17.391	7	10:44:13.568	58.376	+0.762	23.936	17.132	17.308
8	10:44:33.446	57.374		23.036	17.002	17.336							
(74) Nick CUPPENS (R)							(43) Jop RAPPANGE						
1	10:38:26.622	1:01.133	+3.757	25.243	18.028	17.862	1	10:38:06.341	1:00.359	+2.733	24.740	17.606	18.013
2	10:39:24.451	57.829	+0.453	23.269	17.136	17.424	2	10:39:05.698	59.357	+1.731	24.501	17.254	17.602
3	10:40:22.004	57.553	+0.177	23.076	17.072	17.405	3	10:40:04.385	58.687	+1.061	23.368	17.820	17.499
4	10:41:19.719	57.715	+0.339	23.057	17.107	17.551	4	10:41:02.011	57.626		23.068	17.187	17.371
5	10:42:21.872	1:02.153	+4.777	24.767	19.936	17.450	5	10:42:00.148	58.137	+0.511	23.380	17.270	17.487
6	10:43:19.365	57.493	+0.117	23.095	16.984	17.414	6	10:42:57.829	57.681	+0.055	23.076	17.201	17.404
7	10:44:16.741	57.376		22.929	17.031	17.416	7	10:43:55.909	58.080	+0.454	23.283	17.398	17.399
							8	10:44:53.729	57.820	+0.194	23.217	17.216	17.387
(143) Tehmur CHOCHAN							(59) Bastien COCHET						
1	10:38:06.055	1:05.806	+8.384	26.575	20.588	18.643	1	10:37:59.533	59.983	+2.354	24.710	17.532	17.741
2	10:39:07.125	1:01.070	+3.648	26.136	17.341	17.593	2	10:38:57.705	58.172	+0.543	23.402	17.294	17.476
3	10:40:05.003	57.878	+0.456	23.275	17.201	17.402	3	10:39:55.377	57.672	+0.043	23.140	17.129	17.403
4	10:41:02.703	57.700	+0.278	23.137	17.142	17.421	4	10:40:53.011	57.634	+0.005	23.054	17.153	17.427
5	10:42:00.327	57.624	+0.202	23.123	17.137	17.364	5	10:41:50.651	57.640	+0.011	23.200	17.047	17.393
6	10:43:01.702	1:01.375	+3.953	25.267	18.762	17.346	6	10:42:48.352	57.701	+0.072	23.157	17.079	17.465
7	10:43:59.124	57.422		23.041	17.320	17.320	7	10:43:46.062	57.710	+0.081	23.171	17.124	17.415
8	10:44:56.650	57.526	+0.104	23.092	17.093	17.341	8	10:44:43.691	57.629		23.138	17.041	17.450
(33) Andre WALTER							(64) Oliver CALDWELL						
1	10:38:04.224	1:00.326	+2.899	25.029	17.678	17.619	1	10:38:07.350	59.819	+2.188	24.551	17.626	17.642
2	10:39:02.114	57.890	+0.463	23.283	17.202	17.405	2	10:39:06.213	58.863	+1.232	23.796	17.395	17.672
3	10:39:59.852	57.738	+0.311	23.181	17.159	17.398	3	10:40:04.104	57.891	+0.260	23.220	17.232	17.439
4	10:40:57.493	57.641	+0.214	23.063	17.165	17.413	4	10:41:01.735	57.631		23.091	17.201	17.339
5	10:41:55.215	57.722	+0.295	23.193	17.114	17.415	5	10:42:00.706	58.971	+1.340	23.786	17.798	17.387
6	10:42:52.646	57.431	+0.004	23.028	17.094	17.309	6	10:42:58.619	57.913	+0.282	23.140	17.231	17.542
7	10:43:50.073	57.427		23.005	17.114	17.308	7	10:43:57.155	58.536	+0.905	23.105	17.316	18.115
8	10:44:47.781	57.708	+0.281	23.071	17.257	17.380	8	10:44:55.457	58.302	+0.671	23.303	17.451	17.548
(99) Dennis SIEMENS													
1	10:38:02.390	59.548	+2.035	24.352	17.597	17.599							



BNL KARTING SERIES Round-1

Junior Max

Genk 1,360 Km

Qualifying Day 2

08.05.2016 10:36

Qualifying (8:00 Time) started at 10:36:04

Lap	Time of Day	Lap Tm	Diff	S1 Tm	S2 Tm	S3 Tm	Lap	Time of Day	Lap Tm	Diff	S1 Tm	S2 Tm	S3 Tm
(116) Szabo BOLDIZSAR													
1	10:38:02.884	1:00.220	+2.568	24.941	17.560	17.719							
2	10:39:01.136	58.252	+0.600	23.464	17.249	17.539							
3	10:39:59.268	58.132	+0.480	23.336	17.265	17.531							
4	10:40:57.383	58.115	+0.463	23.332	17.282	17.501							
5	10:41:55.443	58.060	+0.408	23.527	17.198	17.335							
6	10:42:53.145	57.702	+0.050	23.167	17.169	17.366							
7	10:43:50.797	57.652		23.135	17.098	17.419							
8	10:44:48.525	57.728	+0.076	23.149	17.111	17.468							
(47) Colin CARESANI													
1	10:38:18.547	59.432	+1.729	24.393	17.434	17.605							
2	10:39:17.016	58.469	+0.766	23.662	17.248	17.559							
3	10:40:14.756	57.740	+0.037	23.146	17.191	17.403							
4	10:41:12.583	57.827	+0.124	23.136	17.349	17.342							
5	10:42:11.617	59.034	+1.331	23.471	17.448	18.115							
6	10:43:09.320	57.703		23.238	17.079	17.386							
7	10:44:07.114	57.794	+0.091	23.222	17.170	17.402							
(199) Mads Riis													
1	10:38:06.856	1:00.124	+2.344	24.738	17.709	17.677							
2	10:39:05.495	58.639	+0.859	23.687	17.370	17.582							
3	10:40:03.682	58.187	+0.407	23.497	17.227	17.463							
4	10:41:01.617	57.935	+0.155	23.341	17.172	17.422							
5	10:41:59.709	58.092	+0.312	23.466	17.192	17.434							
6	10:42:57.489	57.780		23.283	17.064	17.433							
7	10:43:55.671	58.182	+0.402	23.414	17.256	17.512							
8	10:44:53.615	57.944	+0.164	23.340	17.187	17.417							
(1) Boyd BAANEN													
1	10:37:31.190	1:01.319	+2.268	25.331	17.880	18.108							
2	10:38:36.064	1:04.874	+5.823	24.552	17.763	22.559							
3	10:39:36.022	59.958	+0.907	24.189	17.570	18.199							
4	10:40:35.434	59.412	+0.361	23.949	17.660	17.803							
5	10:41:35.050	59.616	+0.565	23.844	17.671	18.101							
6	10:42:34.406	59.356	+0.305	23.944	17.519	17.893							
7	10:43:33.457	59.051		23.732	17.475	17.844							
8	10:44:32.552	59.095	+0.044	23.774	17.489	17.832							



BNL KARTING SERIES Round-1

Junior Max

Genk 1,360 Km

Finale 1 Day 2

08.05.2016 13:20

Race (16 Laps)

14	64 27	116 28
13	43 25	59 26
12	131 23	24 24
11	99 21	37 22
10	143 19	33 20
9	19 17	74 18
8	55 15	5 16
7	44 13	17 14
6	26 11	12 12
5	62 9	96 10
4	13 7	23 8
3	39 5	15 6
2	78 3	69 4
1	18 1	38 2

POLE POSITION 1




BNL KARTING SERIES Round-1

Junior Max
Finale 1 Day 2
Race (16 Laps)

Genk 1,360 Km
08.05.2016 13:20

16	1	16
	31	
15	47	199
	29	



BNL KARTING SERIES Round-1

Junior Max

Genk 1,360 Km

Finale 1 Day 2

-NEW I-

08.05.2016 13:20

Race (16 Laps) started at 13:25:50

Pos	No.	Name	Nat.	Chassis	Entrant	Laps	Total Tm	Diff	Best Tm	In Lap	km/h	Points
1	18	Mark Kimber	GBR	Tonykart	Strawberry Racing	16	15:23.341		56.897	16	86,050	55
2	69	Jenson BUTTERFIELD (R)	GBR	Tonykart	Strawberry Racing	16	15:24.116	0.775	57.020	15	85,865	52
3	38	Tom CANNING	GBR	Kosmic	KR Sport	16	15:24.287	0.946	56.975	14	85,932	50
4	96	Joe Turney	GBR	Kosmic	James Turney	16	15:25.703	2.362	57.106	16	85,735	49
5	78	Leroy JAGESAR	NLD	FA Kart	TKP KARTING	16	15:25.956	2.615	56.896	16	86,052	48
6	15	Joe PHILIPS	GBR	Kosmic	Phlips Joe	16	15:26.470	3.129	57.081	14	85,773	47
7	23	Xavier HANDSAEME (R)	BEL	Tonykart	HANDSAEME XAVIER	16	15:27.190	3.849	57.280	14	85,475	46
8	39	Dirk-Laurenc SEIFRIED	DEU	FA Kart	TKP KARTING	16	15:27.380	4.039	57.225	15	85,557	45
9	62	Tyler SULLIVAN	GBR	Tonykart	Tooley Motorsport	16	15:28.752	5.411	57.490	15	85,163	44
10	99	Dennis SIEMENS	DEU	FA Kart	RS-COMPETITION	16	15:31.561	8.220	57.349	16	85,372	43
11	37	Pepijn KRAAIJEVELD (R)	NLD	Tonykart	KRAAYEVELD PA	16	15:31.749	8.408	57.080	16	85,774	42
12	13	Tijmen VAN DER HELM (R)	NLD	FA Kart	TKP KARTING	16	15:32.188	8.847	57.162	16	85,651	41
13	19	Luna BLOEM	NLD	Tonykart	Bloem Rene	16	15:33.483	10.142	57.365	15	85,348	40
14	26	Zsombor Kovacs	HUN	Birel	KMS	16	15:33.795	10.454	57.242	15	85,532	39
15	16	Glenn VAN BERLO	NLD	Tonykart	VAN BERLO MARCEL	16	15:34.127	10.786	57.034	13	85,844	38
16	143	Tehmur CHOHAN	UAE		Paul Konings Racing	16	15:36.798	13.457	57.613	14	84,981	37
17	5	Ilian BRUYNSEELS (R)	BEL	FA Kart	BRUYNSEELS HARRY	16	15:37.298	13.957	57.388	16	85,314	36
18	55	Rüben Delsarte	NLD	Kosmic	R. REAL DEL SRTE	16	15:38.857	15.516	57.259	15	85,506	35
19	43	Jop RAPPANGE	NLD	Tonykart	TKP KARTING	16	15:39.999	16.658	57.722	12	84,820	34
20	12	Xander PRZYBYLAK	BEL	Tonykart	SPALANCA MARIA	16	15:40.251	16.910	57.734	16	84,803	33
21	59	Bastien COCHET	FRA	Kosmic	LECOMTE F	16	15:41.365	18.024	57.649	14	84,928	32
22	116	Szabo BOLDIZSAR	HUN	Kosmic	PRO KART TEAM HUNG	16	15:42.164	18.823	57.824	16	84,671	31
23	44	Senna WALSTIJN [R]	NLD	Tonykart	G. Arts	16	15:43.813	20.472	57.258	15	85,508	30
24	199	Mads Riis	DEU	Tonykart	TKP KARTING	16	15:44.564	21.223	57.418	13	85,269	29
25	33	Andre WALTER	DEU	Flandria	KART PERFORMANCE RACING	16	15:48.126	24.785	57.459	15	85,209	28
26	17	Sebastian ESTNER	DEU	Tonykart	RS-COMPETITION	16	15:52.144	28.803	57.462	15	85,204	27
27	1	Boyd BAANEN	NLD	EVO	M.C. BAANEN	16	16:03.375	40.034	58.914	16	83,104	26
28	74	Nick CUPPENS (R)	BEL	Tonykart	DAEMS RACING TEAM	12	11:56.447	4 Laps	58.003	5	84,409	25
29	24	Jasin FERATI (R)	CHE	Kosmic	SPIRIT RACING	9	9:12.519	7 Laps	57.788	8	84,723	24
30	131	Thom NELISSEN (R)	BEL	PCR	NELISSEN MARTIJN		1.360	16 Laps		0	-	23
31	47	Colin CARESANI	NLD		TKP KARTING		1.618	16 Laps		0	-	22

Not classified

DNS	64	Oliver CALDWELL	GBR	Kosmic	KR Sport			DNS		0	-	0
-----	----	-----------------	-----	--------	----------	--	--	-----	--	---	---	---

Announcements

These results are provisional until the conclusion of any judicial and technical matters!

No. 12; 24; 33; 55 time penalty 5 sec. / unfair driving

Margin of Victory	Ø km/h	Best Lap Tm	km/h	Best Lap by
0.775	84,840	56.896	86,052	78 - Leroy JAGESAR

Official Timing www.mwraceconsulting.com

Orbits

Timekeeping Julia Jäger:



Racedirector Wim Hallers:

Steward Kris Lambrecht:

Scrutineer Paul Klaassen:

Printed: 08.05.2016 14:10:16

posted at: h

BNL KARTING SERIES Round-1

Junior Max

Genk 1,360 Km

Finale 1 Day 2

08.05.2016 13:20

Race (16 Laps) started at 13:25:50

Lap	Time of Day	Lap Tm	Diff	S1 Tm	S2 Tm	S3 Tm	Lap	Time of Day	Lap Tm	Diff	S1 Tm	S2 Tm	S3 Tm
(62) Tyler SULLIVAN													
5	13:30:43.904	58.023	+0.798	23.108	17.419	17.496							
6	13:31:42.053	58.149	+0.924	23.414	17.275	17.460							
7	13:32:40.283	58.230	+1.005	23.655	17.212	17.363							
8	13:33:37.720	57.437	+0.212	22.985	17.150	17.302							
9	13:34:35.987	58.267	+1.042	23.384	17.546	17.337							
10	13:35:33.518	57.531	+0.306	23.234	17.033	17.264							
11	13:36:31.039	57.521	+0.296	22.869	17.285	17.367							
12	13:37:28.495	57.456	+0.231	22.992	17.115	17.349							
13	13:38:26.375	57.880	+0.655	23.191	17.292	17.397							
14	13:39:23.773	57.398	+0.173	23.001	17.040	17.357							
15	13:40:20.998	57.225		22.955	17.022	17.248							
16	13:41:18.331	57.333	+0.108	22.996	17.014	17.323							
(13) Tijmen VAN DER HELM (R)													
1	13:26:55.165	1:03.877	+6.715	27.292	18.762	17.823							
2	13:27:54.019	58.854	+1.692	23.535	17.654	17.665							
3	13:28:54.494	1:00.475	+3.313	24.869	17.911	17.695							
4	13:29:52.591	58.097	+0.935	23.313	17.337	17.447							
5	13:30:50.373	57.782	+0.620	23.171	17.124	17.487							
6	13:31:47.950	57.577	+0.415	23.128	17.109	17.340							
7	13:32:45.687	57.737	+0.575	23.297	17.089	17.351							
8	13:33:43.266	57.579	+0.417	23.114	17.003	17.462							
9	13:34:40.666	57.400	+0.238	22.982	17.064	17.354							
10	13:35:38.094	57.428	+0.266	23.082	17.015	17.331							
11	13:36:35.513	57.419	+0.257	22.998	17.025	17.396							
12	13:37:32.904	57.391	+0.229	23.089	17.028	17.274							
13	13:38:30.155	57.251	+0.089	22.970	16.980	17.301							
14	13:39:27.493	57.338	+0.176	23.016	17.026	17.296							
15	13:40:25.977	58.484	+1.322	23.063	17.392	18.029							
16	13:41:23.139	57.162		22.961	16.929	17.272							
(19) Luna BLOEM													
1	13:26:54.572	1:02.858	+5.493	26.706	18.400	17.752							
2	13:27:53.653	59.081	+1.716	23.450	17.556	18.075							
3	13:28:52.724	59.071	+1.706	24.068	17.367	17.636							
4	13:29:51.823	59.099	+1.734	23.592	17.846	17.661							
5	13:30:49.701	57.878	+0.513	23.094	17.380	17.404							
6	13:31:47.734	58.033	+0.668	23.116	17.281	17.636							
7	13:32:46.078	58.344	+0.979	23.696	17.158	17.490							
8	13:33:43.931	57.853	+0.488	23.172	17.251	17.430							
9	13:34:41.521	57.590	+0.225	23.026	17.132	17.432							
10	13:35:39.073	57.552	+0.187	23.032	17.121	17.399							
11	13:36:36.618	57.545	+0.180	22.994	17.130	17.421							
12	13:37:34.015	57.397	+0.032	22.968	17.078	17.351							
13	13:38:31.385	57.370	+0.005	22.982	17.013	17.375							
14	13:39:29.595	58.210	+0.845	23.049	17.733	17.428							
15	13:40:26.960	57.365		22.960	17.055	17.350							
16	13:41:24.434	57.474	+0.109	22.950	17.102	17.422							
(26) Zsombor Kovacs													
1	13:26:52.578	1:01.104	+3.862	25.208	17.928	17.968							
2	13:27:54.567	1:01.989	+4.747	23.407	20.862	17.720							
3	13:28:55.311	1:00.744	+3.502	24.073	18.952	17.719							
4	13:29:53.860	58.549	+1.307	23.505	17.549	17.495							
5	13:30:51.673	57.813	+0.571	23.230	17.198	17.385							
6	13:31:49.694	58.021	+0.779	23.336	17.258	17.427							
7	13:32:47.373	57.679	+0.437	23.145	17.145	17.389							
8	13:33:44.902	57.529	+0.287	23.072	17.056	17.401							
9	13:34:42.400	57.498	+0.256	23.003	17.148	17.347							
10	13:35:39.808	57.408	+0.166	23.024	17.056	17.328							
11	13:36:37.115	57.307	+0.065	22.934	17.034	17.339							
12	13:37:34.369	57.254	+0.012	22.920	17.006	17.328							
13	13:38:31.695	57.326	+0.084	22.997	17.034	17.295							
14	13:39:29.804	58.109	+0.867	23.052	17.796	17.261							
15	13:40:27.046	57.242		23.002	17.037	17.203							
16	13:41:24.746	57.700	+0.458	23.115	16.963	17.622							
(37) Pepijn KRAAIJEVELD (R)													
1	13:26:54.857	1:02.991	+5.911	26.763	18.450	17.778							
2	13:27:53.698	58.841	+1.761	23.499	17.443	17.899							
3	13:28:52.217	58.519	+1.439	23.710	17.321	17.488							
4	13:29:51.625	59.408	+2.328	24.142	17.696	17.570							
5	13:30:49.878	58.253	+1.173	23.505	17.269	17.479							
6	13:31:47.771	57.893	+0.813	23.027	17.276	17.590							
7	13:32:45.645	57.874	+0.794	23.252	17.117	17.505							
8	13:33:43.449	57.804	+0.724	23.267	17.083	17.454							
9	13:34:40.894	57.445	+0.365	23.029	17.120	17.296							
10	13:35:38.416	57.522	+0.442	23.002	17.180	17.340							
11	13:36:35.941	57.525	+0.445	23.077	17.073	17.375							
12	13:37:33.465	57.524	+0.444	23.086	17.073	17.365							
13	13:38:30.916	57.451	+0.371	22.978	17.094	17.379							
14	13:39:28.189	57.273	+0.193	22.965	16.995	17.313							
15	13:40:25.620	57.431	+0.351	22.925	17.046	17.460							
16	13:41:22.700	57.080		22.849	16.970	17.261							
(55) Rûben Delsarte													
1	13:26:52.696	1:01.071	+3.812	25.610	17.699	17.762							
2	13:27:53.355	1:00.659	+3.400	23.649	19.057	17.953							
3	13:28:55.183	1:01.828	+4.569	25.010	19.042	17.776							
4	13:29:53.757	58.574	+1.315	23.423	17.670	17.481							
5	13:30:51.921	58.164	+0.905	23.485	17.323	17.356							
6	13:31:50.012	58.091	+0.832	23.166	17.413	17.512							
7	13:32:47.722	57.710	+0.451	23.225	17.119	17.366							
8	13:33:45.178	57.456	+0.197	23.027	17.057	17.372							
9	13:34:42.611	57.433	+0.174	22.990	17.125	17.318							
10	13:35:40.027	57.416	+0.157	23.048	17.076	17.292							

Timekeeping Julia Jäger:



Racedirector Wim Hallers:

Steward Kris Lambrecht:

Scrutineer Paul Klaassen:

BNL KARTING SERIES Round-1

Junior Max

Genk 1,360 Km

Finale 1 Day 2

08.05.2016 13:20

Race (16 Laps) started at 13:25:50

Lap	Time of Day	Lap Tm	Diff	S1 Tm	S2 Tm	S3 Tm	Lap	Time of Day	Lap Tm	Diff	S1 Tm	S2 Tm	S3 Tm
11	13:36:37.500	57.473	+0.214	23.009	17.120	17.344	5	13:30:54.283	58.037	+0.649	23.270	17.296	17.471
12	13:37:34.823	57.323	+0.064	23.003	17.055	17.265	6	13:31:52.385	58.102	+0.714	23.420	17.213	17.469
13	13:38:32.132	57.309	+0.050	22.973	17.054	17.282	7	13:32:50.573	58.188	+0.800	23.591	17.195	17.402
14	13:39:30.091	57.959	+0.700	22.888	17.681	17.390	8	13:33:48.246	57.673	+0.285	23.132	17.123	17.418
15	13:40:27.350	57.259		22.877	17.094	17.288	9	13:34:45.867	57.621	+0.233	23.132	17.114	17.375
16	13:41:24.808	57.458	+0.199	22.964	17.107	17.387	10	13:35:43.343	57.476	+0.088	23.068	17.050	17.358
(16) Glenn VAN BERLO							11	13:36:40.948	57.605	+0.217	23.033	17.173	17.399
1	13:26:57.878	1:05.112	+8.078	26.929	20.376	17.807	12	13:37:38.430	57.482	+0.094	23.061	17.064	17.357
2	13:27:56.424	58.546	+1.512	23.470	17.431	17.645	13	13:38:35.956	57.526	+0.138	22.998	17.145	17.383
3	13:28:57.449	1:01.025	+3.991	23.211	18.219	19.595	14	13:39:33.423	57.467	+0.079	23.036	17.072	17.359
4	13:29:55.461	58.012	+0.978	23.254	17.268	17.490	15	13:40:30.861	57.438	+0.050	22.995	17.070	17.373
5	13:30:53.728	58.267	+1.233	23.347	17.529	17.391	16	13:41:28.249	57.388		23.011	17.051	17.326
6	13:31:52.172	58.444	+1.410	23.734	17.186	17.524	(43) Jop RAPPANGE						
7	13:32:49.747	57.575	+0.541	23.215	17.042	17.318	1	13:26:56.816	1:04.420	+6.698	26.951	19.054	18.415
8	13:33:47.210	57.463	+0.429	23.053	17.051	17.359	2	13:27:55.757	58.941	+1.219	23.545	17.660	17.736
9	13:34:44.370	57.160	+0.126	22.907	16.948	17.305	3	13:28:55.571	59.814	+2.092	23.713	18.245	17.856
10	13:35:41.490	57.120	+0.086	22.913	16.961	17.246	4	13:29:54.844	59.273	+1.551	23.409	17.575	18.289
11	13:36:38.891	57.401	+0.367	23.024	17.041	17.336	5	13:30:53.300	58.456	+0.734	23.671	17.260	17.525
12	13:37:36.004	57.113	+0.079	22.894	16.914	17.305	6	13:31:51.434	58.134	+0.412	23.319	17.232	17.583
13	13:38:33.038	57.034		22.815	16.929	17.290	7	13:32:49.627	58.193	+0.471	23.369	17.242	17.582
14	13:39:30.519	57.481	+0.447	22.841	17.272	17.368	8	13:33:47.801	58.174	+0.452	23.372	17.200	17.602
15	13:40:28.007	57.488	+0.454	23.072	16.995	17.421	9	13:34:45.766	57.965	+0.243	23.198	17.269	17.498
16	13:41:25.078	57.071	+0.037	22.859	16.942	17.270	10	13:35:43.747	57.981	+0.259	23.396	17.138	17.447
(12) Xander PRZYBYLAK							11	13:36:41.671	57.924	+0.202	23.184	17.200	17.540
1	13:26:53.866	1:02.356	+4.622	26.928	17.698	17.730	12	13:37:39.393	57.722		23.072	17.175	17.475
2	13:27:52.584	58.718	+0.984	23.487	17.501	17.730	13	13:38:37.333	57.940	+0.218	23.189	17.275	17.476
3	13:28:51.202	58.618	+0.884	23.519	17.488	17.611	14	13:39:35.068	57.735	+0.013	23.129	17.152	17.454
4	13:29:49.656	58.454	+0.720	23.392	17.418	17.644	15	13:40:33.089	58.021	+0.299	23.181	17.205	17.635
5	13:30:47.954	58.298	+0.564	23.372	17.385	17.541	16	13:41:30.950	57.861	+0.139	23.161	17.203	17.497
6	13:31:45.971	58.017	+0.283	23.307	17.221	17.489	(59) Bastien COCHET						
7	13:32:43.805	57.834	+0.100	23.196	17.192	17.446	1	13:27:01.181	1:09.079	+11.430	27.730	22.610	18.739
8	13:33:41.684	57.879	+0.145	23.232	17.159	17.488	2	13:28:00.429	59.248	+1.599	23.736	17.796	17.716
9	13:34:39.443	57.759	+0.025	23.135	17.113	17.511	3	13:28:59.254	58.825	+1.176	23.523	17.607	17.695
10	13:35:37.653	58.210	+0.476	23.635	17.173	17.402	4	13:29:57.730	58.476	+0.827	23.337	17.473	17.666
11	13:36:35.459	57.806	+0.072	23.166	17.145	17.495	5	13:30:55.875	58.145	+0.496	23.318	17.308	17.519
12	13:37:33.315	57.856	+0.122	23.373	17.134	17.349	6	13:31:53.887	58.012	+0.363	23.309	17.235	17.468
13	13:38:31.111	57.796	+0.062	23.349	17.143	17.304	7	13:32:51.782	57.895	+0.246	23.154	17.261	17.480
14	13:39:30.357	59.246	+1.512	23.423	18.418	17.405	8	13:33:49.649	57.867	+0.218	23.127	17.233	17.507
15	13:40:28.468	58.111	+0.377	23.512	17.214	17.385	9	13:34:47.356	57.707	+0.058	23.224	17.063	17.420
16	13:41:26.202	57.734		23.122	17.147	17.465	10	13:35:45.381	58.025	+0.376	23.333	17.223	17.469
(143) Tehmur CHOCHAN							11	13:36:43.161	57.780	+0.131	23.248	17.084	17.448
1	13:26:56.164	1:04.237	+6.624	27.258	18.997	17.982	12	13:37:40.859	57.698	+0.049	23.105	17.154	17.439
2	13:27:54.955	58.791	+1.178	23.552	17.472	17.767	13	13:38:39.105	58.246	+0.597	23.548	17.256	17.442
3	13:28:54.985	1:00.030	+2.417	24.237	18.097	17.696	14	13:39:36.754	57.649		23.143	17.123	17.383
4	13:29:53.387	58.402	+0.789	23.444	17.313	17.645	15	13:40:34.666	57.912	+0.263	23.124	17.259	17.529
5	13:30:51.377	57.990	+0.377	23.241	17.239	17.510	16	13:41:32.316	57.650	+0.001	23.123	17.131	17.396
6	13:31:49.951	58.574	+0.961	23.488	17.496	17.590	(116) Szabo BOLDIZSAR						
7	13:32:48.077	58.126	+0.513	23.513	17.183	17.430	1	13:26:57.226	1:05.020	+7.196	27.442	19.500	18.078
8	13:33:45.768	57.691	+0.078	23.068	17.133	17.490	2	13:27:56.875	59.649	+1.825	23.756	17.628	18.265
9	13:34:43.539	57.771	+0.158	23.171	17.120	17.480	3	13:28:56.297	59.422	+1.598	23.815	17.618	17.989
10	13:35:41.322	57.783	+0.170	23.131	17.159	17.493	4	13:29:55.038	58.741	+0.917	23.625	17.443	17.673
11	13:36:39.261	57.939	+0.326	23.322	17.184	17.433	5	13:30:54.054	59.016	+1.192	23.685	17.704	17.627
12	13:37:36.946	57.685	+0.072	23.081	17.109	17.495	6	13:31:52.764	58.710	+0.886	23.813	17.390	17.507
13	13:38:34.727	57.781	+0.168	23.142	17.081	17.558	7	13:32:51.047	58.283	+0.459	23.391	17.329	17.563
14	13:39:32.340	57.613		23.068	17.108	17.437	8	13:33:49.072	58.025	+0.201	23.240	17.303	17.482
15	13:40:30.110	57.770	+0.157	23.129	17.104	17.537	9	13:34:46.903	57.831	+0.007	23.224	17.119	17.488
16	13:41:27.749	57.639	+0.026	23.083	17.111	17.445	10	13:35:44.768	57.865	+0.041	23.252	17.175	17.438
(5) Ilian BRUYNSEELS (R)							11	13:36:42.736	57.968	+0.144	23.237	17.208	17.523
1	13:26:59.999	1:08.368	+10.980	31.472	18.871	18.025	12	13:37:40.769	58.033	+0.209	23.335	17.206	17.492
2	13:27:59.030	59.031	+1.643	23.713	17.608	17.710	13	13:38:39.466	58.697	+0.873	23.628	17.603	17.466
3	13:28:57.972	58.942	+1.554	23.439	17.830	17.673	14	13:39:37.442	57.976	+0.152	23.262	17.238	17.476
4	13:29:56.246	58.274	+0.886	23.430	17.317	17.527	15	13:40:35.291	57.849	+0.025	23.231	17.215	17.403
							16	13:41:33.115	57.824		23.186	17.202	17.436



BNL KARTING SERIES Round-1

Junior Max

Genk 1,360 Km


Finale 2 Day 2

08.05.2016 16:10

Race (16 Laps)

14	1	74
	27	28
13	33	17
	25	26
12	44	199
	23	24
11	59	116
	21	22
10	43	12
	19	20
9	5	55
	17	18
8	16	143
	15	16
7	19	26
	13	14
6	37	13
	11	12
5	62	99
	9	10
4	23	39
	7	8
3	78	15
	5	6
2	38	96
	3	4
1	18	69
	1	2

POLE POSITION




BNL KARTING SERIES Round-1

Junior Max
Finale 2 Day 2
Race (16 Laps)

Genk 1,360 Km
08.05.2016 16:10

16	47
	31
15	24
	29

64
131



BNL KARTING SERIES Round-1

Junior Max

-NEW I-

Genk 1,360 Km

Finale 2 Day 2

08.05.2016 16:10

Race (16 Laps) started at 16:15:50

Pos	No.	Name	Nat.	Chassis	Entrant	Laps	Total Tm	Diff	Best Tm	In Lap	km/h	Points
1	38	Tom CANNING	GBR	Kosmic	KR Sport	16	15:28.240		57.190	16	85,609	55
2	96	Joe Turney	GBR	Kosmic	James Turney	16	15:29.651	1.411	57.434	16	85,246	52
3	69	Jenson BUTTERFIELD (R)	GBR	Tonykart	Strawberry Racing	16	15:30.116	1.876	57.329	15	85,402	50
4	78	Leroy JAGESAR	NLD	FA Kart	TKP KARTING	16	15:30.526	2.286	57.319	14	85,417	49
5	15	Joe PHILIPS	GBR	Kosmic	Philips Joe	16	15:32.048	3.808	57.543	14	85,084	48
6	74	Nick CUPPENS (R)	BEL	Tonykart	DAEMS RACING TEAM	16	15:34.454	6.214	57.410	16	85,281	47
7	13	Tijmen VAN DER HELM (R)	NLD	FA Kart	TKP KARTING	16	15:37.925	9.685	57.899	14	84,561	46
8	143	Tehmur CHOHAN	UAE		Paul Konings Racing	16	15:38.204	9.964	57.922	14	84,527	45
9	26	Zsombor Kovacs	HUN	Birel	KMS	16	15:38.278	10.038	57.602	12	84,997	44
10	99	Dennis SIEMENS	DEU	FA Kart	RS-COMPETITION	16	15:38.387	10.147	57.746	13	84,785	43
11	17	Sebastian ESTNER	DEU	Tonykart	RS-COMPETITION	16	15:38.581	10.341	57.739	13	84,795	42
12	55	Rüben Delsarte	NLD	Kosmic	R. REAL DEL SRTE	16	15:40.525	12.285	57.806	16	84,697	41
13	24	Jasin FERATI (R)	CHE	Kosmic	SPIRIT RACING	16	15:40.807	12.567	57.608	14	84,988	40
14	44	Senna WALSTIJN [R]	NLD	Tonykart	G. Arts	16	15:41.034	12.794	57.727	13	84,813	39
15	59	Bastien COCHET	FRA	Kosmic	LECOMTE F	16	15:41.303	13.063	57.754	16	84,773	38
16	43	Jop RAPPANGE	NLD	Tonykart	TKP KARTING	16	15:41.791	13.551	57.968	14	84,460	37
17	12	Xander PRZYBYLAK	BEL	Tonykart	SPALANCA MARIA	16	15:43.017	14.777	57.875	14	84,596	36
18	62	Tyler SULLIVAN	GBR	Tonykart	Tooley Motorsport	16	15:43.613	15.373	57.779	14	84,737	35
19	199	Mads Riis	DEU	Tonykart	TKP KARTING	16	15:46.857	18.617	58.000	16	84,414	34
20	47	Colin CARESANI	NLD		TKP KARTING	16	15:48.412	20.172	58.314	15	83,959	33
21	23	Xavier HANDSAEME (R)	BEL	Tonykart	HANDSAEME XAVIER	16	15:52.492	24.252	57.862	16	84,615	32
22	39	Dirk-Laurenc SEIFRIED	DEU	FA Kart	TKP KARTING	16	16:06.267	38.027	57.528	15	85,106	31
23	1	Boyd BAANEN	NLD	EVO	M.C. BAANEN	16	16:11.213	42.973	59.300	12	82,563	30
24	33	Andre WALTER	DEU	Flandria	KART PERFORMANCE RACING	16	16:15.456	47.216	57.996	15	84,420	29
25	116	Szabo BOLDIZSAR	HUN	Kosmic	PRO KART TEAM HUNG	3	3:02.672	13 Laps	59.915	3	81,716	28
26	16	Glenn VAN BERLO	NLD	Tonykart	VAN BERLO MARCEL		0.733	16 Laps		0	-	27
27	5	Ilian BRUYNSEELS (R)	BEL	FA Kart	BRUYNSEELS HARRY		0.815	16 Laps		0	-	26

Not classified

DNS	18	Mark Kimber	GBR	Tonykart	Strawberry Racing			DNS		0	-	0
DNS	19	Luna BLOEM (R)	NLD	Tonykart	Bloem Rene			DNS		0	-	0
DNS	131	Thom NELISSEN (R)	BEL	PCR	NELISSEN MARTIJN			DNS		0	-	0
DNS	64	Oliver CALDWELL	GBR	Kosmic	KR Sport			DNS		0	-	0
EXC	37	Pepijn KRAAIJEVELD (R)	NLD	Tonykart	KRAAYEVELD PA	6	6:00.093	EXC	58.002	6	84,411	0

Announcements

These results are provisional until the conclusion of any judicial and technical matters!

No. 37 excluded by blackflag / shortcutting

No. 33 time penalty 5 sec. / unfair driving

Margin of Victory	Ø km/h	Best Lap Tm	km/h	Best Lap by
1.411	84,392	57.190	85,609	38 - Tom CANNING

Official Timing www.mwraceconsulting.com

Orbits

Timekeeping Julia Jäger:

Racedirector Wim Hallers:

Steward Kris Lambrecht:

Scrutineer Paul Klaassen:

Printed: 08.05.2016 16:52:49

posted at: h

BNL KARTING SERIES Round-1

Junior Max

Genk 1,360 Km

Finale 2 Day 2

08.05.2016 16:10

Race (16 Laps) started at 16:15:50

Lap	Time of Day	Lap Tm	Diff	S1 Tm	S2 Tm	S3 Tm	Lap	Time of Day	Lap Tm	Diff	S1 Tm	S2 Tm	S3 Tm
(38) Tom CANNING							(15) Joe PHILIPS						
1	16:16:50.981	1:00.415	+3.225	24.657	17.904	17.854	11	16:26:33.826	57.729	+0.410	23.158	17.111	17.460
2	16:17:50.609	59.628	+2.438	23.718	17.697	18.213	12	16:27:31.418	57.592	+0.273	23.096	17.140	17.356
3	16:18:49.091	58.482	+1.292	23.506	17.365	17.611	13	16:28:28.882	57.464	+0.145	23.052	17.102	17.310
4	16:19:47.552	58.461	+1.271	23.400	17.383	17.678	14	16:29:26.201	57.319		22.924	17.107	17.288
5	16:20:45.806	58.254	+1.064	23.377	17.287	17.590	15	16:30:23.597	57.396	+0.077	22.995	17.112	17.289
6	16:21:43.788	57.982	+0.792	23.236	17.263	17.483	16	16:31:21.079	57.482	+0.163	23.022	17.079	17.381
7	16:22:41.589	57.801	+0.611	23.172	17.210	17.419	(15) Joe PHILIPS						
8	16:23:39.259	57.670	+0.480	23.103	17.086	17.481	1	16:16:51.416	1:00.685	+3.142	25.026	17.816	17.843
9	16:24:37.027	57.768	+0.578	23.154	17.474	17.474	2	16:17:51.338	59.922	+2.379	23.913	17.618	18.391
10	16:25:34.685	57.658	+0.468	23.157	17.088	17.413	3	16:18:50.265	58.927	+1.384	23.644	17.596	17.687
11	16:26:32.494	57.809	+0.619	23.177	17.176	17.456	4	16:19:48.635	58.370	+0.827	23.340	17.430	17.600
12	16:27:29.748	57.254	+0.064	22.843	16.970	17.441	5	16:20:47.490	58.855	+1.312	23.845	17.439	17.571
13	16:28:27.047	57.299	+0.109	22.951	16.955	17.393	6	16:21:45.456	57.966	+0.423	23.218	17.249	17.499
14	16:29:24.304	57.257	+0.067	22.935	16.938	17.384	7	16:22:43.332	57.876	+0.333	23.180	17.221	17.475
15	16:30:21.603	57.299	+0.109	22.919	17.022	17.358	8	16:23:41.193	57.861	+0.318	23.191	17.172	17.498
16	16:31:18.793	57.190		22.806	16.976	17.408	9	16:24:38.947	57.754	+0.211	23.123	17.148	17.483
(96) Joe Turney							10	16:25:36.760	57.813	+0.270	23.142	17.208	17.463
1	16:16:50.628	59.979	+2.545	24.487	17.630	17.862	11	16:26:34.476	57.716	+0.173	23.143	17.088	17.485
2	16:17:50.070	59.442	+2.008	23.999	17.676	17.767	12	16:27:32.212	57.736	+0.193	23.072	17.129	17.535
3	16:18:48.873	58.803	+1.369	23.647	17.472	17.684	13	16:28:29.790	57.578	+0.035	22.997	17.109	17.472
4	16:19:47.473	58.600	+1.166	23.525	17.386	17.689	14	16:29:27.333	57.543		23.024	17.053	17.466
5	16:20:45.633	58.160	+0.726	23.340	17.217	17.603	15	16:30:24.971	57.638	+0.095	23.011	17.152	17.475
6	16:21:43.654	58.021	+0.587	23.277	17.243	17.501	16	16:31:22.601	57.630	+0.087	23.037	17.114	17.479
7	16:22:41.440	57.786	+0.352	23.205	17.094	17.487	(74) Nick CUPPENS (R)						
8	16:23:39.181	57.741	+0.307	23.105	17.116	17.520	1	16:16:55.319	1:03.485	+6.075	27.414	17.717	18.354
9	16:24:36.877	57.696	+0.262	23.098	17.142	17.456	2	16:17:53.924	58.605	+1.195	23.560	17.387	17.658
10	16:25:34.569	57.692	+0.258	23.203	17.023	17.466	3	16:18:52.402	58.478	+1.068	23.392	17.504	17.582
11	16:26:32.374	57.805	+0.371	23.211	17.122	17.472	4	16:19:50.415	58.013	+0.603	23.332	17.195	17.486
12	16:27:30.119	57.745	+0.311	23.214	17.090	17.441	5	16:20:49.441	59.026	+1.616	23.516	17.699	17.811
13	16:28:27.599	57.480	+0.046	23.016	17.070	17.394	6	16:21:47.526	58.085	+0.675	23.132	17.325	17.628
14	16:29:25.259	57.660	+0.226	23.254	17.050	17.356	7	16:22:45.398	57.872	+0.462	23.090	17.230	17.552
15	16:30:22.770	57.511	+0.077	23.029	17.122	17.360	8	16:23:44.067	58.669	+1.259	24.008	17.212	17.449
16	16:31:20.204	57.434		23.023	17.048	17.363	9	16:24:41.709	57.642	+0.232	23.173	17.028	17.441
(69) Jenson BUTTERFIELD (R)							10	16:25:39.326	57.617	+0.207	23.125	17.069	17.423
1	16:16:51.103	1:00.550	+3.221	25.016	17.696	17.838	11	16:26:36.766	57.440	+0.030	22.967	17.072	17.401
2	16:17:50.852	59.749	+2.420	24.057	17.610	18.082	12	16:27:34.798	58.032	+0.622	23.427	17.162	17.443
3	16:18:49.674	58.822	+1.493	23.622	17.592	17.608	13	16:28:32.737	57.939	+0.529	23.389	17.050	17.500
4	16:19:48.243	58.569	+1.240	23.488	17.470	17.611	14	16:29:30.173	57.436	+0.026	23.064	16.987	17.385
5	16:20:46.975	58.732	+1.403	23.898	17.339	17.495	15	16:30:27.597	57.424	+0.014	22.984	17.044	17.396
6	16:21:45.018	58.043	+0.714	23.364	17.235	17.444	16	16:31:25.007	57.410		22.955	17.013	17.442
7	16:22:42.863	57.845	+0.516	23.215	17.194	17.436	(13) Tijmen VAN DER HELM (R)						
8	16:23:40.566	57.703	+0.374	23.167	17.156	17.380	1	16:16:51.851	1:00.863	+2.964	25.266	17.802	17.795
9	16:24:38.255	57.689	+0.360	23.242	17.044	17.403	2	16:17:51.370	59.519	+1.620	24.037	17.615	17.867
10	16:25:35.940	57.685	+0.356	23.187	17.086	17.412	3	16:18:50.530	59.160	+1.261	23.870	17.541	17.749
11	16:26:33.479	57.539	+0.210	23.093	17.056	17.390	4	16:19:49.229	58.699	+0.800	23.592	17.442	17.665
12	16:27:30.992	57.513	+0.184	23.001	17.087	17.425	5	16:20:47.848	58.619	+0.720	23.533	17.498	17.588
13	16:28:28.352	57.360	+0.031	22.960	17.103	17.297	6	16:21:46.033	58.185	+0.286	23.326	17.301	17.558
14	16:29:25.802	57.450	+0.121	22.987	17.063	17.400	7	16:22:44.071	58.038	+0.139	23.265	17.237	17.536
15	16:30:23.131	57.329		22.961	17.038	17.330	8	16:23:41.975	57.904	+0.005	23.195	17.186	17.523
16	16:31:20.669	57.538	+0.209	22.957	17.086	17.495	9	16:24:40.268	58.293	+0.394	23.513	17.239	17.541
(78) Leroy JAGESAR							10	16:25:38.480	58.212	+0.313	23.471	17.291	17.450
1	16:16:51.043	1:00.370	+3.051	24.376	17.987	18.007	11	16:26:36.551	58.071	+0.172	23.425	17.156	17.490
2	16:17:50.489	59.446	+2.127	23.895	17.555	17.996	12	16:27:34.609	58.058	+0.159	23.420	17.145	17.493
3	16:18:49.964	59.475	+2.156	24.180	17.549	17.746	13	16:28:33.295	58.686	+0.787	23.736	17.172	17.778
4	16:19:48.341	58.377	+1.058	23.377	17.451	17.549	14	16:29:31.194	57.899		23.226	17.188	17.485
5	16:20:47.189	58.848	+1.529	23.984	17.385	17.479	15	16:30:29.453	58.259	+0.360	23.187	17.145	17.927
6	16:21:45.173	57.984	+0.665	23.299	17.289	17.396	16	16:31:28.478	59.025	+1.126	23.501	17.696	17.828
7	16:22:43.008	57.835	+0.516	23.217	17.252	17.366	(143) Tehmur CHOCHAN						
8	16:23:40.770	57.762	+0.443	23.172	17.192	17.398	1	16:16:51.749	1:00.539	+2.617	24.790	17.793	17.956
9	16:24:38.511	57.741	+0.422	23.117	17.192	17.432	2	16:17:51.125	59.376	+1.454	23.761	17.723	17.892
10	16:25:36.097	57.586	+0.267	23.150	17.081	17.355	3	16:18:50.326	59.201	+1.279	23.643	17.693	17.865
							4	16:19:49.030	58.704	+0.782	23.514	17.492	17.698



BNL KARTING SERIES Round-1

Junior Max

Genk 1,360 Km

Finale 2 Day 2

08.05.2016 16:10

Race (16 Laps) started at 16:15:50

Lap	Time of Day	Lap Tm	Diff	S1 Tm	S2 Tm	S3 Tm	Lap	Time of Day	Lap Tm	Diff	S1 Tm	S2 Tm	S3 Tm		
5	16:20:47.728	58.698	+0.776	23.576	17.516	17.606	(55) Rūben Delsarte								
6	16:21:45.864	58.136	+0.214	23.260	17.304	17.572	1	16:16:57.131	1:05.871	+8.065	30.130	17.806	17.935		
7	16:22:43.852	57.988	+0.066	23.248	17.233	17.507	2	16:17:57.265	1:00.134	+2.328	24.104	17.765	18.265		
8	16:23:41.865	58.013	+0.091	23.195	17.283	17.535	3	16:18:56.516	59.251	+1.445	23.940	17.702	17.609		
9	16:24:40.361	58.496	+0.574	23.749	17.286	17.461	4	16:19:55.093	58.577	+0.771	23.416	17.625	17.536		
10	16:25:38.391	58.030	+0.108	23.237	17.258	17.535	5	16:20:53.334	58.241	+0.435	23.337	17.339	17.565		
11	16:26:36.444	58.053	+0.131	23.318	17.161	17.574	6	16:21:51.394	58.060	+0.254	23.333	17.222	17.505		
12	16:27:34.544	58.100	+0.178	23.259	17.268	17.573	7	16:22:49.306	57.912	+0.106	23.260	17.190	17.462		
13	16:28:33.128	58.584	+0.662	23.386	17.195	18.003	8	16:23:47.192	57.886	+0.080	23.245	17.207	17.434		
14	16:29:31.050	57.922		23.202	17.229	17.491	9	16:24:45.086	57.894	+0.088	23.273	17.161	17.460		
15	16:30:29.360	58.310	+0.388	23.195	17.209	17.906	10	16:25:43.036	57.950	+0.144	23.260	17.163	17.527		
16	16:31:28.757	59.397	+1.475	23.438	17.950	18.009	11	16:26:40.987	57.951	+0.145	23.351	17.118	17.482		
(26) Zsombor Kovacs							12	16:27:38.853	57.866	+0.060	23.081	17.247	17.538		
1	16:16:55.219	1:04.120	+6.518	27.536	17.837	18.747	13	16:28:36.678	57.825	+0.019	23.145	17.277	17.403		
2	16:17:54.920	59.701	+2.099	24.253	17.672	17.776	14	16:29:34.528	57.850	+0.044	23.223	17.234	17.393		
3	16:18:54.381	59.461	+1.859	24.216	17.538	17.707	15	16:30:33.272	58.744	+0.938	23.130	18.123	17.491		
4	16:19:52.864	58.483	+0.881	23.326	17.345	17.812	16	16:31:31.078	57.806		23.142	17.179	17.485		
5	16:20:51.346	58.482	+0.880	23.453	17.402	17.627	(24) Jasin FERATI (R)								
6	16:21:49.436	58.090	+0.488	23.280	17.275	17.535	1	16:16:55.589	1:03.709	+6.101	27.761	17.866	18.082		
7	16:22:47.507	58.071	+0.469	23.341	17.225	17.505	2	16:17:55.221	59.632	+2.024	24.112	17.843	17.677		
8	16:23:45.557	58.050	+0.448	23.263	17.313	17.474	3	16:18:55.051	59.830	+2.222	24.333	17.741	17.756		
9	16:24:43.368	57.811	+0.209	23.168	17.211	17.432	4	16:19:53.443	58.392	+0.784	23.414	17.385	17.593		
10	16:25:41.080	57.712	+0.110	23.091	17.142	17.479	5	16:20:51.836	58.393	+0.785	23.354	17.428	17.611		
11	16:26:38.969	57.889	+0.287	23.194	17.212	17.483	6	16:21:50.176	58.340	+0.732	23.398	17.376	17.566		
12	16:27:36.571	57.602		23.127	17.045	17.430	7	16:22:48.340	58.164	+0.556	23.173	17.500	17.491		
13	16:28:34.224	57.653	+0.051	23.115	17.100	17.438	8	16:23:46.400	58.060	+0.452	23.282	17.263	17.515		
14	16:29:31.843	57.619	+0.017	23.006	17.226	17.387	9	16:24:44.324	57.924	+0.316	23.289	17.219	17.416		
15	16:30:30.529	58.686	+1.084	23.471	17.569	17.646	10	16:25:42.943	58.619	+1.011	23.282	17.252	18.085		
16	16:31:28.831	58.302	+0.700	23.317	17.151	17.834	11	16:26:42.003	59.060	+1.452	24.115	17.435	17.510		
(99) Dennis SIEMENS							12	16:27:39.893	57.890	+0.282	23.235	17.190	17.465		
1	16:16:53.307	1:02.407	+4.661	26.605	17.930	17.872	13	16:28:37.848	57.955	+0.347	23.078	17.346	17.531		
2	16:17:52.695	59.388	+1.642	23.937	17.718	17.733	14	16:29:35.456	57.608		23.076	17.172	17.360		
3	16:18:51.626	58.931	+1.185	23.662	17.568	17.701	15	16:30:33.592	58.136	+0.528	23.074	17.348	17.714		
4	16:19:50.247	58.621	+0.875	23.450	17.438	17.733	16	16:31:31.360	57.768	+0.160	23.127	17.190	17.451		
5	16:20:48.778	58.531	+0.785	23.542	17.426	17.563	(44) Senna WALSTIJN [R]								
6	16:21:47.113	58.335	+0.589	23.505	17.267	17.563	1	16:16:56.113	1:04.518	+6.791	28.171	18.288	18.059		
7	16:22:45.311	58.198	+0.452	23.285	17.279	17.634	2	16:17:56.529	1:00.416	+2.689	24.239	18.003	18.174		
8	16:23:44.375	59.064	+1.318	24.144	17.443	17.477	3	16:18:55.520	58.991	+1.264	23.725	17.608	17.658		
9	16:24:42.373	57.998	+0.252	23.268	17.309	17.421	4	16:19:53.928	58.408	+0.681	23.371	17.399	17.638		
10	16:25:40.197	57.824	+0.078	23.190	17.164	17.470	5	16:20:52.467	58.539	+0.812	23.357	17.576	17.606		
11	16:26:38.234	58.037	+0.291	23.184	17.271	17.582	6	16:21:50.438	57.971	+0.244	23.281	17.219	17.471		
12	16:27:36.164	57.930	+0.184	23.305	17.099	17.526	7	16:22:48.866	58.428	+0.701	23.189	17.675	17.564		
13	16:28:33.910	57.746		23.270	17.097	17.379	8	16:23:46.693	57.827	+0.100	23.165	17.210	17.452		
14	16:29:31.658	57.748	+0.002	23.150	17.204	17.394	9	16:24:44.574	57.881	+0.154	23.231	17.197	17.453		
15	16:30:30.653	58.995	+1.249	23.697	17.372	17.926	10	16:25:42.895	58.321	+0.594	23.228	17.329	17.764		
16	16:31:28.940	58.287	+0.541	23.672	17.184	17.431	11	16:26:42.696	59.801	+2.074	23.627	18.672	17.502		
(17) Sebastian ESTNER							12	16:27:40.501	57.805	+0.078	23.083	17.250	17.472		
1	16:16:52.800	1:01.042	+3.303	25.224	17.839	17.979	13	16:28:38.228	57.727		23.107	17.257	17.363		
2	16:17:52.087	59.287	+1.548	23.856	17.700	17.731	14	16:29:35.986	57.758	+0.031	23.218	17.054	17.486		
3	16:18:51.049	58.962	+1.223	23.767	17.514	17.681	15	16:30:33.820	57.834	+0.107	22.972	17.117	17.745		
4	16:19:49.800	58.751	+1.012	23.555	17.522	17.674	16	16:31:31.587	57.767	+0.040	23.176	17.152	17.439		
5	16:20:48.540	58.740	+1.001	23.718	17.439	17.583	(59) Bastien COCHET								
6	16:21:47.721	59.181	+1.442	23.857	17.419	17.905	1	16:16:56.223	1:04.711	+6.957	26.532	18.151	20.028		
7	16:22:45.910	58.189	+0.450	23.327	17.334	17.528	2	16:17:56.841	1:00.618	+2.864	24.421	17.945	18.252		
8	16:23:44.664	58.754	+1.015	23.710	17.547	17.497	3	16:18:56.058	59.217	+1.463	23.985	17.559	17.673		
9	16:24:42.796	58.132	+0.393	23.343	17.268	17.521	4	16:19:54.849	58.791	+1.037	23.577	17.481	17.733		
10	16:25:40.853	58.057	+0.318	23.345	17.260	17.452	5	16:20:53.568	58.719	+0.965	23.679	17.431	17.609		
11	16:26:38.861	58.008	+0.269	23.278	17.186	17.544	6	16:21:51.734	58.166	+0.412	23.325	17.310	17.531		
12	16:27:37.072	58.211	+0.472	23.530	17.156	17.525	7	16:22:49.750	58.016	+0.262	23.239	17.270	17.507		
13	16:28:34.811	57.739		23.181	17.093	17.465	8	16:23:47.777	58.027	+0.273	23.277	17.235	17.515		
14	16:29:32.672	57.861	+0.122	23.131	17.285	17.445	9	16:24:45.905	58.128	+0.374	23.302	17.215	17.611		
15	16:30:30.770	58.098	+0.359	23.138	17.291	17.669	10	16:25:44.011	58.106	+0.352	23.346	17.267	17.493		
16	16:31:29.134	58.364	+0.625	23.681	17.212	17.471									



BNL KARTING SERIES Round-1

Junior Max

Genk 1,360 Km

Finale 2 Day 2

08.05.2016 16:10

Race (16 Laps) started at 16:15:50

Lap	Time of Day	Lap Tm	Diff	S1 Tm	S2 Tm	S3 Tm	Lap	Time of Day	Lap Tm	Diff	S1 Tm	S2 Tm	S3 Tm
11	16:26:42.277	58.266	+0.512	23.157	17.553	17.556	5	16:20:54.365	58.606	+0.606	23.600	17.426	17.580
12	16:27:40.300	58.023	+0.269	23.237	17.274	17.512	6	16:21:53.051	58.686	+0.686	23.623	17.536	17.527
13	16:28:38.074	57.774	+0.020	23.175	17.149	17.450	7	16:22:51.572	58.521	+0.521	23.583	17.374	17.564
14	16:29:36.207	58.133	+0.379	23.507	17.177	17.449	8	16:23:49.990	58.418	+0.418	23.528	17.308	17.582
15	16:30:34.102	57.895	+0.141	23.177	17.172	17.546	9	16:24:48.427	58.437	+0.437	23.548	17.362	17.527
16	16:31:31.856	57.754		23.063	17.239	17.452	10	16:25:47.987	59.560	+1.560	24.312	17.445	17.803
(43) Jop RAPPANGE							11	16:26:46.829	58.842	+0.842	23.572	17.407	17.863
1	16:16:52.324	1:00.898	+2.930	25.014	17.861	18.023	12	16:27:45.052	58.223	+0.223	23.428	17.279	17.516
2	16:17:51.716	59.392	+1.424	23.836	17.716	17.840	13	16:28:43.155	58.103	+0.103	23.371	17.263	17.469
3	16:18:50.870	59.154	+1.186	23.737	17.649	17.768	14	16:29:41.239	58.084	+0.084	23.434	17.185	17.465
4	16:19:50.023	59.153	+1.185	23.489	17.898	17.766	15	16:30:39.410	58.171	+0.171	23.314	17.247	17.610
5	16:20:49.587	59.564	+1.596	23.841	17.697	18.026	16	16:31:37.410	58.000		23.304	17.194	17.502
6	16:21:48.041	58.454	+0.486	23.467	17.359	17.628	(47) Colin CARESANI						
7	16:22:46.387	58.346	+0.378	23.308	17.383	17.655	1	16:16:55.558	1:03.526	+5.212	27.302	17.872	18.352
8	16:23:44.917	58.530	+0.562	23.421	17.552	17.557	2	16:17:56.896	1:01.338	+3.024	24.411	18.716	18.211
9	16:24:43.234	58.317	+0.349	23.352	17.311	17.654	3	16:18:56.351	59.455	+1.141	24.030	17.699	17.726
10	16:25:41.662	58.428	+0.460	23.510	17.302	17.616	4	16:19:55.624	59.273	+0.959	23.824	17.691	17.758
11	16:26:39.985	58.323	+0.355	23.280	17.346	17.697	5	16:20:54.279	58.655	+0.341	23.508	17.438	17.709
12	16:27:38.113	58.128	+0.160	23.222	17.190	17.716	6	16:21:52.957	58.678	+0.364	23.547	17.437	17.694
13	16:28:36.274	58.161	+0.193	23.377	17.164	17.620	7	16:22:51.490	58.533	+0.219	23.366	17.473	17.694
14	16:29:34.242	57.968		23.161	17.236	17.571	8	16:23:49.907	58.417	+0.103	23.461	17.335	17.621
15	16:30:33.943	59.701	+1.733	23.236	18.534	17.931	9	16:24:48.324	58.417	+0.103	23.417	17.358	17.642
16	16:31:32.344	58.401	+0.433	23.547	17.323	17.531	10	16:25:47.993	59.669	+1.355	24.031	17.756	17.882
(12) Xander PRZYBYLAK							11	16:26:46.908	58.915	+0.601	23.641	17.422	17.852
1	16:16:55.864	1:04.424	+6.549	25.886	18.410	20.128	12	16:27:45.489	58.581	+0.267	23.429	17.446	17.706
2	16:17:56.777	1:00.913	+3.038	24.490	18.091	18.332	13	16:28:43.959	58.470	+0.156	23.431	17.433	17.606
3	16:18:55.906	59.129	+1.254	23.868	17.560	17.701	14	16:29:42.274	58.315	+0.001	23.456	17.292	17.567
4	16:19:55.499	59.593	+1.718	23.847	18.000	17.746	15	16:30:40.588	58.314		23.312	17.272	17.730
5	16:20:54.018	58.519	+0.644	23.450	17.439	17.630	16	16:31:38.965	58.377	+0.063	23.494	17.276	17.607
6	16:21:52.566	58.548	+0.673	23.529	17.419	17.600	(23) Xavier HANDSAEME (R)						
7	16:22:50.981	58.415	+0.540	23.386	17.400	17.629	1	16:16:58.803	1:08.047	+10.185	32.193	17.925	17.929
8	16:23:49.285	58.304	+0.429	23.438	17.330	17.536	2	16:17:58.261	59.458	+1.596	23.827	17.719	17.912
9	16:24:47.471	58.186	+0.311	23.383	17.237	17.566	3	16:19:06.353	1:08.092	+10.230	24.111	17.779	26.202
10	16:25:45.661	58.190	+0.315	23.406	17.251	17.533	4	16:20:05.317	58.964	+1.102	23.637	17.565	17.762
11	16:26:43.879	58.218	+0.343	23.397	17.285	17.536	5	16:21:03.965	58.648	+0.786	23.416	17.451	17.781
12	16:27:41.815	57.936	+0.061	23.156	17.223	17.557	6	16:22:02.269	58.304	+0.442	23.401	17.297	17.606
13	16:28:39.789	57.974	+0.099	23.346	17.132	17.496	7	16:23:00.520	58.251	+0.389	23.303	17.336	17.612
14	16:29:37.664	57.875		23.213	17.194	17.468	8	16:23:58.525	58.005	+0.143	23.261	17.251	17.493
15	16:30:35.552	57.888	+0.013	23.217	17.170	17.501	9	16:24:56.959	58.434	+0.572	23.402	17.384	17.648
16	16:31:33.570	58.018	+0.143	23.304	17.224	17.490	10	16:25:55.066	58.107	+0.245	23.357	17.161	17.589
(62) Tyler SULLIVAN							11	16:26:53.048	57.982	+0.120	23.251	17.179	17.552
1	16:17:02.322	1:11.473	+13.694	35.814	17.709	17.950	12	16:27:51.114	58.066	+0.204	23.216	17.269	17.581
2	16:18:01.475	59.153	+1.374	23.850	17.523	17.780	13	16:28:49.252	58.138	+0.276	23.301	17.268	17.569
3	16:19:00.249	58.774	+0.995	23.675	17.418	17.681	14	16:29:47.231	57.979	+0.117	23.292	17.200	17.487
4	16:19:58.656	58.407	+0.628	23.497	17.348	17.562	15	16:30:45.183	57.952	+0.090	23.196	17.244	17.512
5	16:20:56.923	58.267	+0.488	23.371	17.304	17.592	16	16:31:43.045	57.862		23.140	17.263	17.459
6	16:21:55.040	58.117	+0.338	23.295	17.285	17.537	(39) Dirk-Laurenc SEIFRIED						
7	16:22:53.024	57.984	+0.205	23.264	17.241	17.479	1	16:17:23.562	1:32.745	+35.217	56.984	17.856	17.905
8	16:23:50.965	57.941	+0.162	23.267	17.203	17.471	2	16:18:23.032	59.470	+1.942	23.859	17.758	17.853
9	16:24:48.916	57.951	+0.172	23.323	17.155	17.473	3	16:19:21.985	58.953	+1.425	23.699	17.482	17.772
10	16:25:47.041	58.125	+0.346	23.382	17.144	17.599	4	16:20:20.537	58.552	+1.024	23.445	17.450	17.657
11	16:26:45.082	58.041	+0.262	23.211	17.238	17.592	5	16:21:18.843	58.306	+0.778	23.344	17.354	17.608
12	16:27:43.008	57.926	+0.147	23.238	17.155	17.533	6	16:22:17.314	58.471	+0.943	23.505	17.331	17.635
13	16:28:40.803	57.795	+0.016	23.168	17.116	17.511	7	16:23:15.544	58.230	+0.702	23.302	17.315	17.613
14	16:29:38.582	57.779		23.187	17.142	17.450	8	16:24:13.645	58.101	+0.573	23.399	17.178	17.524
15	16:30:36.373	57.791	+0.012	23.158	17.088	17.545	9	16:25:11.883	58.238	+0.710	23.507	17.247	17.484
16	16:31:34.166	57.793	+0.014	23.196	17.132	17.465	10	16:26:09.830	57.947	+0.419	23.288	17.176	17.483
(199) Mads Riis							11	16:27:07.881	58.051	+0.523	23.264	17.272	17.515
1	16:16:56.810	1:05.179	+7.179	28.799	18.251	18.129	12	16:28:05.791	57.910	+0.382	23.177	17.189	17.544
2	16:17:57.392	1:00.582	+2.582	24.099	17.918	18.565	13	16:29:03.581	57.790	+0.262	23.206	17.130	17.454
3	16:18:56.797	59.405	+1.405	24.145	17.553	17.707	14	16:30:01.256	57.675	+0.147	23.100	17.042	17.533
4	16:19:55.759	58.962	+0.962	23.652	17.547	17.763	15	16:30:58.784	57.528		23.063	17.073	17.392
							16	16:31:56.820	58.036	+0.508	23.275	17.287	17.474



BNL KARTING SERIES Round-1

Junior Max

Genk 1,360 Km

Finale 2 Day 2

08.05.2016 16:10

Race (16 Laps) started at 16:15:50

Lap	Time of Day	Lap Tm	Diff	S1 Tm	S2 Tm	S3 Tm	Lap	Time of Day	Lap Tm	Diff	S1 Tm	S2 Tm	S3 Tm
(33) Andre WALTER													
1	16:17:21.020	1:29.342	+31.346	26.621	17.601	45.120							
2	16:18:21.399	1:00.379	+2.383	24.682	17.727	17.970							
3	16:19:20.792	59.393	+1.397	23.688	17.748	17.957							
4	16:20:19.947	59.155	+1.159	23.707	17.642	17.806							
5	16:21:18.959	59.012	+1.016	23.532	17.515	17.965							
6	16:22:17.746	58.787	+0.791	23.534	17.542	17.711							
7	16:23:16.136	58.390	+0.394	23.316	17.481	17.593							
8	16:24:14.637	58.501	+0.505	23.366	17.376	17.759							
9	16:25:13.162	58.525	+0.529	23.439	17.317	17.769							
10	16:26:11.587	58.425	+0.429	23.424	17.303	17.698							
11	16:27:09.912	58.325	+0.329	23.332	17.354	17.639							
12	16:28:08.388	58.476	+0.480	23.274	17.432	17.770							
13	16:29:06.603	58.215	+0.219	23.175	17.444	17.596							
14	16:30:04.707	58.104	+0.108	23.220	17.229	17.655							
15	16:31:02.703	57.996		23.211	17.261	17.524							
16	16:32:01.009	58.306	+0.310	23.235	17.303	17.768							
(1) Boyd BAANEN													
1	16:16:56.800	1:05.001	+5.701	28.401	18.323	18.277							
2	16:17:57.675	1:00.875	+1.575	24.780	17.935	18.160							
3	16:19:06.115	1:08.440	+9.140	24.370	18.074	25.996							
4	16:20:06.320	1:00.205	+0.905	24.449	17.768	17.988							
5	16:21:06.245	59.925	+0.625	23.939	17.869	18.117							
6	16:22:05.982	59.737	+0.437	23.926	17.712	18.099							
7	16:23:05.402	59.420	+0.120	23.877	17.580	17.963							
8	16:24:05.263	59.861	+0.561	24.121	17.714	18.026							
9	16:25:04.939	59.676	+0.376	23.921	17.716	18.039							
10	16:26:04.739	59.800	+0.500	23.963	17.744	18.093							
11	16:27:04.405	59.666	+0.366	23.956	17.656	18.054							
12	16:28:03.705	59.300		23.786	17.548	17.966							
13	16:29:03.077	59.372	+0.072	23.853	17.674	17.845							
14	16:30:02.468	59.391	+0.091	23.964	17.615	17.812							
15	16:31:01.928	59.460	+0.160	23.982	17.533	17.945							
16	16:32:01.766	59.838	+0.538	24.343	17.675	17.820							
(37) Pepijn KRAAIJEVELD (R)													
1	16:16:55.386	1:04.450	+6.448	28.037	17.811	18.602							
2	16:17:55.738	1:00.352	+2.350	24.291	18.095	17.966							
3	16:18:55.265	59.527	+1.525	23.716	17.930	17.881							
4	16:19:53.651	58.386	+0.384	23.368	17.426	17.592							
5	16:20:52.644	58.993	+0.991	23.354	17.925	17.714							
6	16:21:50.646	58.002		23.267	17.253	17.482							
(116) Szabo BOLDIZSAR													
1	16:16:53.126	1:01.576	+1.661	25.283	17.922	18.371							
2	16:17:53.310	1:00.184	+0.269	24.546	17.698	17.940							
3	16:18:53.225	59.915		23.916	18.121	17.878							





BNL KARTING SERIES Round-1
Track: Genk
Dayresult - JUNIOR MAX / 08.05.16

Pos	No.	Name Entrant	Chassis Nat	Pos Quali	R1 Pts.	R2 Pts.	Points Total
1	38	Tom CANNING KR Sport	Kosmic GBR	8	50	55	105
2	69	Jenson BUTTERFIELD (R) Strawberry Racing	Tonykart GBR	3	52	50	102
3	96	Joe Turney James Turney	Kosmic GBR	12	49	52	101
4	78	Leroy JAGESAR TKP KARTING	FA Kart NLD	4	48	49	97
5	15	Joe PHILIPS Phlips Joe	Kosmic GBR	20	47	48	95
6	13	Tijmen VAN DER HELM (R) TKP KARTING	FA Kart NLD	2	41	46	87
7	99	Dennis SIEMENS RS-COMPETITION	FA Kart DEU	23	43	43	86
8	26	Zsombor Kovacs KMS	Birel HUN	9	39	44	83
9	143	Tehmur CHOCHAN Paul Konings Racing	UAE	29	37	45	82
10	62	Tyler SULLIVAN Tooley Motorsport	Tonykart GBR	21	44	35	79
11	23	Xavier HANDSAEME (R) HANDSAEME XAVIER	Tonykart BEL	10	46	32	78
12	39	Dirk-Laurenc SEIFRIED TKP KARTING	FA Kart DEU	7	45	31	76
13	55	Rüben Delsarte R. REAL DEL SRTE	Kosmic NLD	15	35	41	76
14	74	Nick CUPPENS (R) DAEMS RACING TEAM	Tonykart BEL	6	25	47	72
15	43	Jop RAPPANGE TKP KARTING	Tonykart NLD	26	34	37	71
16	59	Bastien COCHET LECOMTE F	Kosmic FRA	30	32	38	70
17	44	Senna WALSTIJN [R] G. Arts	Tonykart NLD	5	30	39	69
18	12	Xander PRZYBYLAK SPALANCA MARIA	Tonykart BEL	11	33	36	69
19	17	Sebastian ESTNER RS-COMPETITION	Tonykart DEU	18	27	42	69

These results are provisional until the conclusion of any judicial and technical matters

Racedirector Wim Hallers

Timekeeping Julia Jäger

Steward Kris Lambrecht

Scrutineer Paul Klaassen

posted:

printed: 08.05.2016 17:15



BNL KARTING SERIES Round-1
Track: Genk
Dayresult - JUNIOR MAX / 08.05.16

Pos	No.	Name Entrant	Nat Chassis	Pos Quali	R1 Pts.	R2 Pts.	Points Total
20	16	Glenn VAN BERLO VAN BERLO MARCEL	Tonykart NLD	14	38	27	65
21	24	Jasin FERATI (R) SPIRIT RACING	Kosmic CHE	19	24	40	64
22	199	Mads Riis TKP KARTING	Tonykart DEU	27	29	34	63
23	5	Ilian BRUYNSEELS (R) BRUYNSEELS HARRY	FA Kart BEL	13	36	26	62
24	116	Szabo BOLDIZSAR PRO KART TEAM HUNG	Kosmic HUN	25	31	28	59
25	33	Andre WALTER KART PERFORMANCE RACING	Flandria DEU	28	28	29	57
26	1	Boyd BAANEN M.C. BAANEN	EVO NLD	31	26	30	56
27	18	Mark Kimber Strawberry Racing	Tonykart GBR	1	55	0	55
28	47	Colin CARESANI TKP KARTING	NLD	24	22	33	55
29	37	Pepijn KRAAIJEVELD (R) KRAAYEVELD PA	Tonykart NLD	16	42	0	42
30	19	Luna BLOEM (R) Bloem Rene	Tonykart NLD	22	40	0	40
31	131	Thom NELISSEN (R) NELISSEN MARTIJN	PCR BEL	17	23	0	23
32	64	Oliver CALDWELL KR Sport	Kosmic GBR	32	0	0	0

These results are provisional until the conclusion of any judicial and technical matters

Racedirector Wim Hallers

Timekeeping Julia Jäger

Steward Kris Lambrecht

Scrutineer Paul Klaassen

posted:

printed: 08.05.2016 17:15



BNL KARTING SERIES Round-1
Track: Genk
Eventresult - JUNIOR MAX / 08.05.16

Pos	No.	Name Entrant	Chassis Nat	Pos Quali	R1 Pts.	R2 Pts.	R3 Pts.	R4 Pts.	Points Total
1	78	Leroy JAGESAR JAGESAR R	FA Kart NLD	3	55	55	48	49	207
2	38	Tom CANNING KR Sport	Kosmic GBR	2	46	49	50	55	200
3	69	Jenson BUTTERFIELD (R) Strawberry Racing	Tonykart GBR	4	48	48	52	50	198
4	13	Tijmen VAN DER HELM (R) VANDER HELM Gerard	FA Kart NLD	7	47	46	41	46	180
5	15	Joe PHILIPS Phlips Joe	Kosmic GBR	6	38	44	47	48	177
6	26	Zsombor Kovacs KMS	Birel HUN	11	43	45	39	44	171
7	16	Glenn VAN BERLO VAN BERLO MARCEL	Tonykart NLD	EXC	50	50	38	27	165
8	18	Mark Kimber Strawberry Racing	Tonykart GBR	1	52	52	55	0	159
9	74	Nick CUPPENS (R) DAEMS RACING TEAM	Tonykart BEL	18	44	41	25	47	157
10	143	Tehmur CHOHAN Paul Konings Racing	UAE	19	36	37	37	45	155
11	96	Joe Turney James Turney	Kosmic GBR	10	49	-	49	52	150
12	23	Xavier HANDSAEME (R) HANDSAEME XAVIER	Tonykart BEL	8	28	42	46	32	148
13	99	Dennis SIEMENS RS-COMPETITION	FA Kart DEU	21	31	30	43	43	147
14	55	Rüben Delsarte Montfoort Motorsports	Kosmic NLD	15	42	24	35	41	142
15	17	Sebastian ESTNER RS-COMPETITION	Tonykart DEU	14	37	35	27	42	141
16	44	Senna WALSTIJN [R] G. Arts	Tonykart NLD	13	25	43	30	39	137
17	59	Bastien COCHET LECOMTE F	Kosmic FRA	26	29	36	32	38	135
18	37	Pepijn KRAAIJEVELD (R) KRAAYEVELD PA	Tonykart NLD	22	45	47	42	0	134
19	43	Jop RAPPANGE rappange rp	Tonykart NLD	25	35	27	34	37	133

These results are provisional until the conclusion of any judicial and technical matters

Racedirector Wim Hallers

Timekeeping Julia Jäger

Steward Kris Lambrecht

Scrutineer Paul Klaassen

posted:

printed: 08.05.2016 17:27



BNL KARTING SERIES Round-1
Track: Genk
Eventresult - JUNIOR MAX / 08.05.16

Pos	No.	Name Entrant	Nat Chassis	Pos Quali	R1 Pts.	R2 Pts.	R3 Pts.	Points Total	
20	39	Dirk-Laurenc SEIFRIED TKP KARTING	FA Kart DEU	5	26	29	45	31	131
21	116	Szabo BOLDIZSAR PRO KART TEAM HUNG	Kosmic HUN	28	39	32	31	28	130
22	5	Ilian BRUYNSEELS (R) BRUYNSEELS HARRY	FA Kart BEL	16	30	34	36	26	126
23	24	Jasin FERATI (R) SPIRIT RACING	Kosmic CHE	24	24	38	24	40	126
24	12	Xander PRZYBYLAK SPALANCA MARIA	Tonykart BEL	12	27	28	33	36	124
25	33	Andre WALTER KART PERFORMANCE RACING	Flandria DEU	20	33	33	28	29	123
26	19	Luna BLOEM (R) Bloem Rene	Tonykart NLD	17	40	40	40	0	120
27	47	Colin CARESANI CARESANI RB	NLD	29	34	25	22	33	114
28	1	Boyd BAANEN M.C. BAANEN	EVO NLD	31	32	26	26	30	114
29	131	Thom NELISSEN (R) NELISSEN MARTIJN	PCR BEL	23	41	39	23	0	103
30	199	Mads Riis RS-COMPETITION	Tonykart DEU	30	0	31	29	34	94
31	62	Tyler SULLIVAN Tooley Motorsport	Tonykart GBR	9	0	-	44	35	79
32	64	Oliver CALDWELL KR Sport	Kosmic GBR	27	0	-	0	0	0

These results are provisional until the conclusion of any judicial and technical matters

Racedirector Wim Hallers

Timekeeping Julia Jäger

Steward Kris Lambrecht

Scrutineer Paul Klaassen

posted:

printed: 08.05.2016 17:27