

BNL KARTING SERIES Round-1
Junior Max
Genk 1,360 Km
Warm up Day 1
07.05.2016 09:24
Practice (8:00 Time) started at 9:24:05

Pos	No.	Name	Nat.	Chassis	Entrant	Laps	Best Tm	Diff	Gap	In Lap	km/h
1	38	Tom CANNING	GBR	Kosmic	KR Sport	8	57.681			7	84,881
2	78	Leroy JAGESAR	NLD	FA Kart	JAGESAR R	8	57.881	0.200	0.200	7	84,587
3	69	Jenson BUTTERFIELD	GBR	Tonykart	Strawberry Racing	8	57.899	0.218	0.018	6	84,561
4	17	Sebastian ESTNER	DEU	Tonykart	RS-COMPETITION	8	58.024	0.343	0.125	8	84,379
5	26	Zsombor Kovacs	HUN	Birel	KMS	8	58.029	0.348	0.005	8	84,372
6	39	Dirk-Laurenc SEIFRIED	DEU	FA Kart	TKP KARTING	8	58.042	0.361	0.013	8	84,353
7	5	Ilian BRUYNSEELS (R)	BEL	FA Kart	BRUYNSEELS HARRY	8	58.089	0.408	0.047	8	84,284
8	143	Tehmur CHOHAN	UAE		Paul Konings Racing	8	58.142	0.461	0.053	7	84,208
9	23	Xavier HANDSAEME (R)	BEL	Tonykart	HANDSAEME XAVIER	8	58.161	0.480	0.019	7	84,180
10	37	Pepijn KRAAIJEVELD (R)	NLD	Tonykart	KRAAYEVELD PA	8	58.227	0.546	0.066	8	84,085
11	18	Mark Kimber	GBR	Tonykart	Strawberry Racing	8	58.244	0.563	0.017	8	84,060
12	16	Glenn VAN BERLO	NLD	Tonykart	VAN BERLO MARCEL	8	58.263	0.582	0.019	7	84,033
13	12	Xander PRZYBYLAK	BEL	Tonykart	SPALANCA MARIA	8	58.273	0.592	0.010	4	84,018
14	44	Senna WALSTIJN [R]	NLD	Tonykart	G. Arts	7	58.287	0.606	0.014	7	83,998
15	55	Rüben Delsarte	NLD	Kosmic	Montfoort Motorsports	8	58.292	0.611	0.005	8	83,991
16	13	Tijmen VAN DER HELM (R)	NLD	FA Kart	VANDER HELM Gerard	8	58.300	0.619	0.008	8	83,979
17	33	Andre WALTER	DEU	Flandria	KART PERFORMANCE RACING	9	58.348	0.667	0.048	5	83,910
18	74	Nick CUPPENS (R)	BEL	Tonykart	DAEMS RACING TEAM	8	58.350	0.669	0.002	6	83,907
19	59	Bastien COCHET	FRA	Kosmic	LECOMTE F	8	58.366	0.685	0.016	6	83,884
20	96	Joe Turney	GBR	Kosmic	James Turney	8	58.441	0.760	0.075	8	83,777
21	99	Dennis SIEMENS	DEU	FA Kart	RS-COMPETITION	8	58.540	0.859	0.099	7	83,635
22	15	Joe PHILIPS	GBR	Kosmic	Philips Joe	8	58.561	0.880	0.021	6	83,605
23	131	Thom NELISSEN (R)	BEL	PCR	NELISSEN MARTIJN	8	58.562	0.881	0.001	6	83,604
24	24	Jasin FERATI (R)	CHE	Kosmic	SPIRIT RACING	8	58.564	0.883	0.002	4	83,601
25	116	Szabo BOLDIZSAR	HUN	Kosmic	PRO KART TEAM HUNG	8	58.597	0.916	0.033	5	83,554
26	19	Luna BLOEM	NLD	Tonykart	Bloem Rene	8	58.689	1.008	0.092	8	83,423
27	47	Colin CARESANI	NLD		CARESANI RB	8	58.777	1.096	0.088	8	83,298
28	43	Jop RAPPANGE	NLD	Tonykart	rappange rp	8	58.815	1.134	0.038	7	83,244
29	199	Mads Riis	DEU	Tonykart	RS-COMPETITION	8	58.987	1.306	0.172	8	83,001
30	64	Oliver CALDWELL	GBR	Kosmic	KR Sport	6	1:00.031	2.350	1.044	6	81,558
31	1	Boyd BAANEN	NLD	EVO	M.C. BAANEN	8	1:00.032	2.351	0.001	3	81,557
32	62	Tyler SULLIVAN	GBR	Tonykart	Tooley Motorsport	1	1:00.506	2.825	0.474	1	80,918



BNL KARTING SERIES Round-1

Junior Max

Genk 1,360 Km

Warm up Day 1

07.05.2016 09:24

Practice (8:00 Time) started at 9:24:05

Lap	Time of Day	Lap Tm	Diff	S1 Tm	S2 Tm	S3 Tm
(38) Tom CANNING						
1	9:26:04.162	1:00.161	+2.480	24.610	17.886	17.665
2	9:27:02.517	58.355	+0.674	23.498	17.339	17.518
3	9:28:00.659	58.142	+0.461	23.309	17.251	17.582
4	9:28:58.400	57.741	+0.060	23.141	17.196	17.404
5	9:29:56.098	57.698	+0.017	23.118	17.133	17.447
6	9:30:53.825	57.727	+0.046	23.157	17.162	17.408
7	9:31:51.506	57.681		23.196	17.104	17.381
8	9:32:49.313	57.807	+0.126	23.124	17.150	17.533
(78) Leroy JAGESAR						
1	9:26:09.866	59.944	+2.063	24.578	17.642	17.724
2	9:27:08.350	58.484	+0.603	23.487	17.423	17.574
3	9:28:06.704	58.354	+0.473	23.463	17.359	17.532
4	9:29:04.691	57.987	+0.106	23.342	17.195	17.450
5	9:30:02.728	58.037	+0.156	23.348	17.273	17.416
6	9:31:00.692	57.964	+0.083	23.240	17.248	17.476
7	9:31:58.573	57.881		23.260	17.205	17.416
8	9:32:56.547	57.974	+0.093	23.195	17.241	17.538
(69) Jenson BUTTERFIELD						
1	9:25:56.113	1:00.442	+2.543	24.798	17.656	17.988
2	9:26:54.344	58.231	+0.332	23.405	17.306	17.520
3	9:27:52.658	58.314	+0.415	23.447	17.310	17.557
4	9:28:50.971	58.313	+0.414	23.413	17.374	17.526
5	9:29:49.240	58.269	+0.370	23.302	17.273	17.694
6	9:30:47.139	57.899		23.198	17.238	17.463
7	9:31:45.288	58.149	+0.250	23.371	17.304	17.474
8	9:32:43.351	58.063	+0.164	23.365	17.206	17.492
(17) Sebastian ESTNER						
1	9:25:45.058	1:00.113	+2.089	24.465	17.823	17.825
2	9:26:43.624	58.566	+0.542	23.613	17.421	17.532
3	9:27:41.962	58.338	+0.314	23.433	17.362	17.543
4	9:28:40.118	58.156	+0.132	23.351	17.277	17.528
5	9:29:51.582	1:11.464	+13.440	25.076	25.952	20.436
6	9:30:50.280	58.698	+0.674	23.636	17.289	17.773
7	9:31:48.480	58.200	+0.176	23.398	17.311	17.491
8	9:32:46.504	58.024		23.242	17.281	17.501
(26) Zsombor Kovacs						
1	9:25:54.110	59.931	+1.902	24.440	17.729	17.762
2	9:26:52.777	58.667	+0.638	23.611	17.443	17.613
3	9:27:51.695	58.918	+0.889	23.601	17.568	17.749
4	9:28:51.481	59.786	+1.757	24.698	17.453	17.635
5	9:29:50.478	58.997	+0.968	23.461	17.320	18.216
6	9:30:49.455	58.977	+0.948	23.738	17.406	17.833
7	9:31:47.582	58.127	+0.098	23.358	17.267	17.502
8	9:32:45.611	58.029		23.326	17.223	17.480
(39) Dirk-Laurenc SEIFRIED						
1	9:25:50.384	1:00.285	+2.243	24.694	17.800	17.791
2	9:26:52.192	1:01.808	+3.766	25.398	18.597	17.813
3	9:27:53.472	1:01.280	+3.238	25.034	18.663	17.583
4	9:28:51.796	58.324	+0.282	23.454	17.317	17.553
5	9:29:50.247	58.451	+0.409	23.358	17.321	17.772
6	9:30:48.806	58.559	+0.517	23.433	17.485	17.641
7	9:31:47.057	58.251	+0.209	23.406	17.405	17.440
8	9:32:45.099	58.042		23.309	17.279	17.454
(5) Ilian BRUYNSEELS (R)						
1	9:25:56.174	1:00.094	+2.005	24.590	17.849	17.655
2	9:26:54.931	58.757	+0.668	23.743	17.466	17.548
3	9:27:53.597	58.666	+0.577	23.421	17.661	17.584
4	9:28:51.971	58.374	+0.285	23.473	17.419	17.482

Lap	Time of Day	Lap Tm	Diff	S1 Tm	S2 Tm	S3 Tm
5	9:29:50.382	58.411	+0.322	23.252	17.466	17.693
6	9:30:49.121	58.739	+0.650	23.460	17.565	17.714
7	9:31:47.291	58.170	+0.081	23.435	17.350	17.385
8	9:32:45.380	58.089		23.320	17.304	17.465
(143) Tehmur CHOCHAN						
1	9:26:11.805	1:03.150	+5.008	27.230	17.943	17.977
2	9:27:10.825	59.020	+0.878	23.787	17.589	17.644
3	9:28:09.401	58.576	+0.434	23.575	17.440	17.561
4	9:29:07.764	58.363	+0.221	23.468	17.333	17.562
5	9:30:06.290	58.526	+0.384	23.556	17.393	17.577
6	9:31:04.542	58.252	+0.110	23.407	17.294	17.551
7	9:32:02.684	58.142		23.305	17.315	17.522
8	9:33:00.929	58.245	+0.103	23.388	17.280	17.577
(23) Xavier HANDSAEME (R)						
1	9:25:45.362	1:00.944	+2.783	25.164	17.841	17.939
2	9:26:44.255	58.893	+0.732	23.877	17.465	17.551
3	9:27:42.557	58.302	+0.141	23.442	17.343	17.517
4	9:28:40.732	58.175	+0.014	23.318	17.310	17.547
5	9:29:38.939	58.207	+0.046	23.289	17.357	17.561
6	9:30:37.110	58.171	+0.010	23.330	17.338	17.503
7	9:31:35.271	58.161		23.304	17.264	17.593
8	9:32:33.630	58.359	+0.198	23.295	17.499	17.565
(37) Pepijn KRAAIJEVELD (R)						
1	9:25:19.391	1:00.743	+2.516	25.006	17.864	17.873
2	9:26:18.290	58.899	+0.672	23.617	17.520	17.762
3	9:27:16.879	58.589	+0.362	23.429	17.501	17.659
4	9:28:15.250	58.371	+0.144	23.441	17.384	17.546
5	9:29:13.602	58.352	+0.125	23.502	17.334	17.516
6	9:30:12.022	58.420	+0.193	23.341	17.461	17.618
7	9:31:10.302	58.280	+0.053	23.357	17.295	17.628
8	9:32:08.529	58.227		23.345	17.289	17.593
(18) Mark Kimber						
1	9:25:56.795	1:01.752	+3.508	26.197	17.782	17.773
2	9:26:55.827	59.032	+0.788	23.562	17.758	17.712
3	9:27:54.543	58.716	+0.472	23.424	17.600	17.692
4	9:28:53.192	58.649	+0.405	23.492	17.461	17.696
5	9:29:51.819	58.627	+0.383	23.452	17.418	17.757
6	9:30:50.623	58.804	+0.560	23.705	17.505	17.594
7	9:31:49.170	58.547	+0.303	23.524	17.396	17.627
8	9:32:47.414	58.244		23.282	17.398	17.564
(16) Glenn VAN BERLO						
1	9:26:10.738	1:02.306	+4.043	26.812	17.747	17.747
2	9:27:09.470	58.732	+0.469	23.530	17.464	17.738
3	9:28:08.171	58.701	+0.438	23.578	17.428	17.695
4	9:29:06.868	58.697	+0.434	23.583	17.445	17.669
5	9:30:06.678	59.810	+1.547	24.808	17.431	17.571
6	9:31:05.114	58.436	+0.173	23.456	17.357	17.623
7	9:32:03.377	58.263		23.360	17.319	17.584
8	9:33:01.786	58.409	+0.146	23.420	17.359	17.630
(12) Xander PRZYBYLAK						
1	9:25:57.055	59.841	+1.568	24.485	17.638	17.718
2	9:26:56.640	59.585	+1.312	23.854	18.061	17.670
3	9:27:55.139	58.499	+0.226	23.471	17.433	17.595
4	9:28:53.412	58.273		23.403	17.339	17.531
5	9:29:53.515	1:00.103	+1.830	23.464	17.436	19.203
6	9:30:52.232	58.717	+0.444	23.572	17.521	17.624
7	9:31:50.613	58.381	+0.108	23.415	17.359	17.607
8	9:32:49.393	58.780	+0.507	23.472	17.438	17.870
(44) Senna WALSTIJN [R]						



BNL KARTING SERIES Round-1

Junior Max

Genk 1,360 Km

Warm up Day 1

07.05.2016 09:24

Practice (8:00 Time) started at 9:24:05

Lap	Time of Day	Lap Tm	Diff	S1 Tm	S2 Tm	S3 Tm
1	9:27:02.674	1:00.628	+2.341	24.624	17.746	18.258
2	9:28:01.395	58.721	+0.434	23.626	17.483	17.612
3	9:28:59.879	58.484	+0.197	23.462	17.464	17.558
4	9:29:58.290	58.411	+0.124	23.457	17.338	17.616
5	9:30:56.922	58.632	+0.345	23.706	17.357	17.569
6	9:31:56.220	59.298	+1.011	23.613	17.466	18.219
7	9:32:54.507	58.287		23.482	17.291	17.514

(55) Rùben Delsarte

1	9:25:51.519	1:00.919	+2.627	24.877	17.927	18.115
2	9:26:50.214	58.695	+0.403	23.565	17.466	17.664
3	9:27:48.898	58.684	+0.392	23.523	17.479	17.682
4	9:28:49.598	1:00.700	+2.408	23.659	17.390	19.651
5	9:29:51.763	1:02.165	+3.873	26.656	17.423	18.086
6	9:30:50.889	59.126	+0.834	23.846	17.522	17.758
7	9:31:49.433	58.544	+0.252	23.711	17.299	17.534
8	9:32:47.725	58.292		23.360	17.358	17.574

(13) Tijmen VAN DER HELM (R)

1	9:25:16.168	1:00.338	+2.038	24.762	17.832	17.744
2	9:26:15.178	59.010	+0.710	23.774	17.491	17.745
3	9:27:13.846	58.668	+0.368	23.554	17.397	17.717
4	9:28:12.149	58.303	+0.003	23.331	17.334	17.638
5	9:29:37.372	1:25.223	+26.923	23.383	17.256	44.584
6	9:30:35.826	58.454	+0.154	23.682	17.314	17.458
7	9:31:35.631	59.805	+1.505	23.399	17.255	19.151
8	9:32:33.931	58.300		23.352	17.434	17.514

(33) Andre WALTER

1	9:25:16.561	1:00.521	+2.173	24.876	17.838	17.807
2	9:26:15.504	58.943	+0.595	23.682	17.542	17.719
3	9:27:14.071	58.567	+0.219	23.486	17.429	17.652
4	9:28:12.451	58.380	+0.032	23.372	17.433	17.575
5	9:29:10.799	58.348		23.337	17.350	17.661
6	9:30:09.423	58.624	+0.276	23.413	17.477	17.734
7	9:31:07.846	58.423	+0.075	23.343	17.429	17.651
8	9:32:06.241	58.395	+0.047	23.379	17.339	17.677
9	9:33:04.662	58.421	+0.073	23.363	17.369	17.689

(74) Nick CUPPENS (R)

1	9:25:28.265	1:04.078	+5.728	27.205	18.748	18.125
2	9:26:27.676	59.411	+1.061	23.925	17.722	17.764
3	9:27:27.893	1:00.217	+1.867	23.616	17.674	18.927
4	9:28:26.935	59.042	+0.692	23.864	17.475	17.703
5	9:29:25.885	59.950	+0.600	23.743	17.495	17.712
6	9:30:24.235	58.350		23.387	17.384	17.579
7	9:31:22.952	58.717	+0.367	23.504	17.526	17.687
8	9:32:21.670	58.718	+0.368	23.615	17.417	17.686

(59) Bastien COCHET

1	9:25:29.661	1:05.849	+7.483	28.286	18.960	18.603
2	9:26:29.298	59.637	+1.271	24.105	17.677	17.855
3	9:27:28.278	58.980	+0.614	23.710	17.512	17.758
4	9:28:26.981	58.703	+0.337	23.686	17.451	17.566
5	9:29:25.564	58.583	+0.217	23.457	17.454	17.672
6	9:30:23.930	58.366		23.409	17.357	17.600
7	9:31:22.756	58.826	+0.460	23.544	17.581	17.701
8	9:32:23.842	1:01.086	+2.720	23.943	18.529	18.614

(96) Joe Turney

1	9:25:38.764	1:00.243	+1.802	24.581	17.753	17.909
2	9:26:37.530	58.766	+0.325	23.621	17.503	17.642
3	9:27:59.978	1:22.448	+24.007	26.138	27.213	29.097
4	9:28:59.585	59.607	+1.166	24.514	17.442	17.651
5	9:29:58.173	58.588	+0.147	23.429	17.413	17.746
6	9:30:57.225	59.052	+0.611	24.050	17.400	17.602

7	9:31:55.806	58.581	+0.140	23.432	17.527	17.622
8	9:32:54.247	58.441		23.458	17.396	17.587

(99) Dennis SIEMENS

1	9:25:21.125	1:00.853	+2.313	25.096	17.850	17.907
2	9:26:20.200	59.075	+0.535	23.738	17.608	17.729
3	9:27:19.115	58.915	+0.375	23.657	17.600	17.658
4	9:28:17.903	58.788	+0.248	23.619	17.547	17.622
5	9:29:16.518	58.615	+0.075	23.544	17.426	17.645
6	9:30:15.086	58.568	+0.028	23.489	17.459	17.620
7	9:31:13.626	58.540		23.493	17.427	17.620
8	9:32:12.218	58.592	+0.052	23.475	17.537	17.580

(15) Joe PHILIPS

1	9:26:04.723	1:01.471	+2.910	24.883	18.569	18.019
2	9:27:04.051	59.328	+0.767	23.895	17.676	17.757
3	9:28:03.038	58.987	+0.426	23.685	17.536	17.766
4	9:29:01.896	58.858	+0.297	23.739	17.533	17.586
5	9:30:00.583	58.687	+0.126	23.593	17.463	17.631
6	9:30:59.144	58.561		23.506	17.397	17.658
7	9:31:57.843	58.699	+0.138	23.594	17.475	17.630
8	9:32:56.483	58.640	+0.079	23.601	17.427	17.612

(131) Thom NELISSEN (R)

1	9:25:56.309	1:01.004	+2.442	24.757	17.846	18.401
2	9:26:55.946	59.637	+1.075	23.908	18.003	17.726
3	9:27:54.977	59.031	+0.469	23.626	17.720	17.685
4	9:28:53.925	58.948	+0.386	23.800	17.536	17.612
5	9:29:52.579	58.654	+0.092	23.517	17.500	17.637
6	9:30:51.141	58.562		23.536	17.455	17.571
7	9:31:49.975	58.834	+0.272	23.677	17.488	17.669
8	9:32:48.549	58.574	+0.012	23.512	17.463	17.599

(24) Jasin FERATI (R)

1	9:25:44.963	1:00.394	+1.830	24.557	17.991	17.846
2	9:26:45.000	1:00.037	+1.473	24.431	17.731	17.875
3	9:27:43.795	58.795	+0.231	23.647	17.481	17.667
4	9:28:42.359	58.564		23.450	17.526	17.588
5	9:29:41.420	59.061	+0.497	23.679	17.526	17.856
6	9:30:47.042	1:05.622	+7.058	24.485	19.295	21.842
7	9:31:46.177	59.135	+0.571	23.830	17.582	17.723
8	9:32:44.821	58.644	+0.080	23.547	17.470	17.627

(116) Szabo BOLDIZSAR

1	9:25:46.735	1:28.168	+29.571	28.084	38.809	21.275
2	9:26:46.118	59.383	+0.786	24.037	17.611	17.735
3	9:27:44.906	58.788	+0.191	23.625	17.469	17.694
4	9:28:43.517	58.611	+0.014	23.583	17.445	17.583
5	9:29:42.114	58.597		23.556	17.415	17.626
6	9:30:50.602	1:08.488	+9.891	23.980	24.107	20.401
7	9:31:50.504	59.902	+1.305	24.736	17.483	17.683
8	9:32:49.547	59.043	+0.446	23.808	17.633	17.602

(19) Luna BLOEM

1	9:25:52.909	1:00.477	+1.788	24.699	17.921	17.857
2	9:26:52.470	59.561	+0.872	23.837	17.871	17.853
3	9:27:52.074	59.604	+0.915	23.808	17.948	17.848
4	9:28:50.845	58.771	+0.082	23.619	17.524	17.628
5	9:29:49.950	59.105	+0.416	23.756	17.519	17.830
6	9:30:49.068	59.118	+0.429	23.484	17.807	17.827
7	9:31:48.181	59.113	+0.424	23.999	17.438	17.676
8	9:32:46.870	58.689		23.449	17.701	17.539

(47) Colin CARESANI

1	9:25:21.372	1:01.306	+2.529	25.532	17.939	17.835
2	9:26:20.638	59.266	+0.489	23.773	17.780	17.713



BNL KARTING SERIES Round-1

Junior Max

Genk 1,360 Km

Warm up Day 1

07.05.2016 09:24

Practice (8:00 Time) started at 9:24:05

Lap	Time of Day	Lap Tm	Diff	S1 Tm	S2 Tm	S3 Tm	Lap	Time of Day	Lap Tm	Diff	S1 Tm	S2 Tm	S3 Tm
3	9:27:19.654	59.016	+0.239	23.701	17.618	17.697							
4	9:28:18.798	59.144	+0.367	23.778	17.624	17.742							
5	9:29:17.610	58.812	+0.035	23.606	17.547	17.659							
6	9:30:16.619	59.009	+0.232	23.629	17.594	17.786							
7	9:31:15.539	58.920	+0.143	23.638	17.564	17.718							
8	9:32:14.316	58.777		23.578	17.509	17.690							

(43) Jop RAPPANGE

1	9:25:16.947	1:00.826	+2.011	25.023	17.885	17.918
2	9:26:16.129	59.182	+0.367	23.728	17.687	17.767
3	9:27:15.269	59.140	+0.325	23.628	17.615	17.897
4	9:28:14.242	58.973	+0.158	23.696	17.583	17.694
5	9:29:13.118	58.876	+0.061	23.637	17.512	17.727
6	9:30:12.209	59.091	+0.276	23.601	17.760	17.730
7	9:31:11.024	58.815		23.569	17.538	17.708
8	9:32:09.872	58.848	+0.033	23.549	17.553	17.746

(199) Mads Riis

1	9:25:27.767	1:03.494	+4.507	27.171	18.316	18.007
2	9:26:27.274	59.507	+0.520	23.999	17.727	17.781
3	9:27:26.499	59.225	+0.238	23.788	17.590	17.847
4	9:28:25.525	59.026	+0.039	23.725	17.548	17.753
5	9:29:24.601	59.076	+0.089	23.842	17.517	17.717
6	9:30:23.601	59.000	+0.013	23.717	17.538	17.745
7	9:31:23.373	59.772	+0.785	24.455	17.617	17.700
8	9:32:22.360	58.987		23.739	17.521	17.727

(64) Oliver CALDWELL

1	9:25:51.448	1:01.201	+1.170	25.120	17.944	18.137
2	9:26:52.128	1:00.680	+0.649	24.240	18.198	18.242
3	9:29:28.671	2:36.543	+1:36.512	25.452	21.461	1:49.630
4	9:30:29.303	1:00.632	+0.601	24.430	18.031	18.171
5	9:31:29.468	1:00.165	+0.134	24.248	17.781	18.136
6	9:32:29.499	1:00.031		23.991	17.918	18.122

(1) Boyd BAANEN

1	9:25:33.402	1:02.731	+2.699	25.755	18.613	18.363
2	9:26:33.687	1:00.285	+0.253	24.207	17.973	18.105
3	9:27:33.719	1:00.032		23.947	17.796	18.289
4	9:28:33.878	1:00.159	+0.127	24.160	17.854	18.145
5	9:29:34.036	1:00.158	+0.126	23.892	17.934	18.332
6	9:30:34.173	1:00.137	+0.105	24.165	17.956	18.016
7	9:31:34.268	1:00.095	+0.063	23.999	18.053	18.043
8	9:32:35.010	1:00.742	+0.710	24.201	18.476	18.065

(62) Tyler SULLIVAN

1	9:25:41.818	1:00.506		24.560	17.843	18.103
---	-------------	-----------------	--	--------	---------------	---------------

BNL KARTING SERIES Round-1

Junior Max

Genk 1,360 Km

Qualifying Day 1

07.05.2016 10:36

Qualifying (8:00 Time) started at 10:36:03

Pos	No.	Name	Nat.	Chassis	Entrant	Laps	Best Tm	Diff	Gap	In Lap	km/h
1	18	Mark Kimber	GBR	Tonykart	Strawberry Racing	7	56.912			7	86,028
2	13	Tijmen VAN DER HELM (R)	NLD	FA Kart	VANDER HELM Gerard	7	56.925	0.013	0.013	6	86,008
3	69	Jenson BUTTERFIELD	GBR	Tonykart	Strawberry Racing	7	56.980	0.068	0.055	6	85,925
4	78	Leroy JAGESAR	NLD	FA Kart	JAGESAR R	7	57.000	0.088	0.020	6	85,895
5	44	Senna WALSTIJN [R]	NLD	Tonykart	G. Arts	7	57.049	0.137	0.049	7	85,821
6	74	Nick CUPPENS (R)	BEL	Tonykart	DAEMS RACING TEAM	7	57.055	0.143	0.006	7	85,812
7	39	Dirk-Laurenc SEIFRIED	DEU	FA Kart	TKP KARTING	7	57.059	0.147	0.004	7	85,806
8	38	Tom CANNING	GBR	Kosmic	KR Sport	8	57.062	0.150	0.003	7	85,801
9	26	Zsombor Kovacs	HUN	Birel	KMS	7	57.089	0.177	0.027	7	85,761
10	23	Xavier HANDSAEME (R)	BEL	Tonykart	HANDSAEME XAVIER	7	57.090	0.178	0.001	5	85,759
11	12	Xander PRZYBYLAK	BEL	Tonykart	SPALANCA MARIA	7	57.103	0.191	0.013	5	85,740
12	96	Joe Turney	GBR	Kosmic	James Turney	7	57.146	0.234	0.043	6	85,675
13	5	Ilian BRUYNSEELS (R)	BEL	FA Kart	BRUYNSEELS HARRY	7	57.209	0.297	0.063	5	85,581
14	16	Glenn VAN BERLO	NLD	Tonykart	VAN BERLO MARCEL	7	57.230	0.318	0.021	7	85,550
15	55	Rüben Delsarte	NLD	Kosmic	Montfoort Motorsports	7	57.247	0.335	0.017	7	85,524
16	37	Pepijn KRAAIJEVELD (R)	NLD	Tonykart	KRAAYEVELD PA	7	57.266	0.354	0.019	6	85,496
17	131	Thom NELISSEN (R)	BEL	PCR	NELISSEN MARTIJN	7	57.293	0.381	0.027	7	85,455
18	17	Sebastian ESTNER	DEU	Tonykart	RS-COMPETITION	7	57.344	0.432	0.051	6	85,379
19	24	Jasin FERATI (R)	CHE	Kosmic	SPIRIT RACING	7	57.347	0.435	0.003	7	85,375
20	15	Joe PHILIPS	GBR	Kosmic	Philips Joe	7	57.363	0.451	0.016	7	85,351
21	62	Tyler SULLIVAN	GBR	Tonykart	Tooley Motorsport	7	57.392	0.480	0.029	5	85,308
22	19	Luna BLOEM	NLD	Tonykart	Bloem Rene	7	57.417	0.505	0.025	7	85,271
23	99	Dennis SIEMENS	DEU	FA Kart	RS-COMPETITION	8	57.443	0.531	0.026	6	85,232
24	47	Colin CARESANI	NLD		CARESANI RB	8	57.462	0.550	0.019	7	85,204
25	116	Szabo BOLDIZSAR	HUN	Kosmic	PRO KART TEAM HUNG	7	57.478	0.566	0.016	6	85,180
26	43	Jop RAPPANGE	NLD	Tonykart	rappange rp	7	57.479	0.567	0.001	7	85,179
27	199	Mads Riis	DEU	Tonykart	RS-COMPETITION	7	57.555	0.643	0.076	6	85,066
28	33	Andre WALTER	DEU	Flandria	KART PERFORMANCE RACING	7	57.619	0.707	0.064	6	84,972
29	143	Tehmur CHOHAN	UAE		Paul Konings Racing	7	57.655	0.743	0.036	6	84,919
30	59	Bastien COCHET	FRA	Kosmic	LECOMTE F	7	57.772	0.860	0.117	7	84,747
31	1	Boyd BAANEN	NLD	EVO	M.C. BAANEN	8	58.894	1.982	1.122	8	83,132
32	64	Oliver CALDWELL	GBR	Kosmic	KR Sport	7	59.175	2.263	0.281	5	82,738

Announcements

These results are provisional until the conclusion of any judicial and technical matters!



BNL KARTING SERIES Round-1

Junior Max

Genk 1,360 Km

Qualifying Day 1

07.05.2016 10:36

Qualifying (8:00 Time) started at 10:36:03

Lap	Time of Day	Lap Tm	Diff	S1 Tm	S2 Tm	S3 Tm	Lap	Time of Day	Lap Tm	Diff	S1 Tm	S2 Tm	S3 Tm
(18) Mark Kimber													
1	10:38:31.910	58.688	+1.776	23.889	17.252	17.547	2	10:39:11.921	58.130	+1.068	23.439	17.159	17.532
2	10:39:29.466	57.556	+0.644	23.141	17.085	17.330	3	10:40:09.434	57.513	+0.451	23.096	17.064	17.353
3	10:40:26.636	57.170	+0.258	22.960	16.983	17.227	4	10:41:06.632	57.198	+0.136	22.942	16.965	17.291
4	10:41:24.236	57.600	+0.688	22.982	17.016	17.602	5	10:42:03.756	57.124	+0.062	22.930	16.953	17.241
5	10:42:21.347	57.111	+0.199	22.848	17.007	17.256	6	10:43:00.943	57.187	+0.125	22.987	16.946	17.254
6	10:43:18.309	56.962	+0.050	22.849	16.906	17.207	7	10:43:58.005	57.062		23.016	16.872	17.174
7	10:44:15.221	56.912		22.864	16.904	17.144	8	10:44:55.094	57.089	+0.027	22.886	16.931	17.272
(26) Zsombor Kovacs													
1	10:38:21.128	59.270	+2.181	24.264	17.357	17.649	1	10:38:21.128	59.270	+2.181	24.264	17.357	17.649
2	10:39:19.315	58.187	+1.098	23.463	17.312	17.412	2	10:39:19.315	58.187	+1.098	23.463	17.312	17.412
3	10:40:17.659	58.344	+1.255	23.238	17.756	17.350	3	10:40:17.659	58.344	+1.255	23.238	17.756	17.350
4	10:41:15.518	57.859	+0.770	23.288	17.279	17.292	4	10:41:15.518	57.859	+0.770	23.288	17.279	17.292
5	10:42:12.626	57.108	+0.019	22.982	16.939	17.187	5	10:42:12.626	57.108	+0.019	22.982	16.939	17.187
6	10:43:09.910	57.284	+0.195	23.094	16.930	17.260	6	10:43:09.910	57.284	+0.195	23.094	16.930	17.260
7	10:44:06.999	57.089		22.878	16.905	17.306	7	10:44:06.999	57.089		22.878	16.905	17.306
(23) Xavier HANDSAEME (R)													
1	10:39:03.789	59.150	+2.060	24.302	17.328	17.520	1	10:39:03.789	59.150	+2.060	24.302	17.328	17.520
2	10:40:01.401	57.612	+0.522	23.101	17.135	17.376	2	10:40:01.401	57.612	+0.522	23.101	17.135	17.376
3	10:40:58.702	57.301	+0.211	23.010	17.028	17.263	3	10:40:58.702	57.301	+0.211	23.010	17.028	17.263
4	10:41:56.080	57.378	+0.288	22.971	17.046	17.361	4	10:41:56.080	57.378	+0.288	22.971	17.046	17.361
5	10:42:53.170	57.090		22.871	16.987	17.232	5	10:42:53.170	57.090		22.871	16.987	17.232
6	10:43:50.421	57.251	+0.161	23.007	16.970	17.274	6	10:43:50.421	57.251	+0.161	23.007	16.970	17.274
7	10:44:47.689	57.268	+0.178	22.918	17.023	17.327	7	10:44:47.689	57.268	+0.178	22.918	17.023	17.327
(12) Xander PRZYBYLAK													
1	10:38:30.029	58.939	+1.836	24.197	17.251	17.491	1	10:38:30.029	58.939	+1.836	24.197	17.251	17.491
2	10:39:27.712	57.683	+0.580	23.212	17.139	17.332	2	10:39:27.712	57.683	+0.580	23.212	17.139	17.332
3	10:40:25.224	57.512	+0.409	23.106	17.074	17.332	3	10:40:25.224	57.512	+0.409	23.106	17.074	17.332
4	10:41:28.388	1:03.164	+6.061	24.756	19.993	18.415	4	10:41:28.388	1:03.164	+6.061	24.756	19.993	18.415
5	10:42:25.491	57.103		23.014	16.929	17.160	5	10:42:25.491	57.103		23.014	16.929	17.160
6	10:43:23.459	57.968	+0.865	23.519	17.154	17.295	6	10:43:23.459	57.968	+0.865	23.519	17.154	17.295
7	10:44:21.107	57.648	+0.545	23.035	17.344	17.269	7	10:44:21.107	57.648	+0.545	23.035	17.344	17.269
(96) Joe Turney													
1	10:38:20.844	59.523	+2.377	24.525	17.424	17.574	1	10:38:20.844	59.523	+2.377	24.525	17.424	17.574
2	10:39:18.508	57.664	+0.518	23.306	17.056	17.302	2	10:39:18.508	57.664	+0.518	23.306	17.056	17.302
3	10:40:16.418	57.910	+0.764	23.475	17.249	17.186	3	10:40:16.418	57.910	+0.764	23.475	17.249	17.186
4	10:41:13.878	57.460	+0.314	23.044	17.034	17.382	4	10:41:13.878	57.460	+0.314	23.044	17.034	17.382
5	10:42:11.034	57.156	+0.010	23.020	16.970	17.166	5	10:42:11.034	57.156	+0.010	23.020	16.970	17.166
6	10:43:08.180	57.146		22.992	16.946	17.208	6	10:43:08.180	57.146		22.992	16.946	17.208
7	10:44:05.326	57.146		22.955	16.928	17.263	7	10:44:05.326	57.146		22.955	16.928	17.263
(5) Ilian BRUYNSEELS (R)													
1	10:38:35.055	58.923	+1.714	24.381	17.165	17.377	1	10:38:35.055	58.923	+1.714	24.381	17.165	17.377
2	10:39:32.544	57.489	+0.280	23.147	17.077	17.265	2	10:39:32.544	57.489	+0.280	23.147	17.077	17.265
3	10:40:30.098	57.554	+0.345	23.091	17.151	17.312	3	10:40:30.098	57.554	+0.345	23.091	17.151	17.312
4	10:41:27.569	57.471	+0.262	23.024	17.065	17.382	4	10:41:27.569	57.471	+0.262	23.024	17.065	17.382
5	10:42:24.778	57.209		22.960	16.979	17.270	5	10:42:24.778	57.209		22.960	16.979	17.270
6	10:43:22.226	57.448	+0.239	22.978	17.110	17.360	6	10:43:22.226	57.448	+0.239	22.978	17.110	17.360
7	10:44:19.454	57.228	+0.019	23.060	16.919	17.249	7	10:44:19.454	57.228	+0.019	23.060	16.919	17.249
(16) Glenn VAN BERLO													
1	10:38:48.577	59.077	+1.847	24.117	17.423	17.537	1	10:38:48.577	59.077	+1.847	24.117	17.423	17.537
2	10:39:46.352	57.775	+0.545	23.265	17.158	17.352	2	10:39:46.352	57.775	+0.545	23.265	17.158	17.352
3	10:40:43.919	57.567	+0.337	23.147	17.055	17.365	3	10:40:43.919	57.567	+0.337	23.147	17.055	17.365
4	10:41:41.369	57.450	+0.220	23.165	17.024	17.261	4	10:41:41.369	57.450	+0.220	23.165	17.024	17.261
5	10:42:38.706	57.337	+0.107	23.085	16.973	17.279	5	10:42:38.706	57.337	+0.107	23.085	16.973	17.279
6	10:43:35.937	57.231	+0.001	23.023	16.967	17.241	6	10:43:35.937	57.231	+0.001	23.023	16.967	17.241
7	10:44:33.167	57.230		22.997	16.981	17.252	7	10:44:33.167	57.230		22.997	16.981	17.252
(55) Rùben Delsarte													
1	10:38:21.548	59.521	+2.274	24.576	17.339	17.606	1	10:38:21.548	59.521	+2.274	24.576	17.339	17.606
2	10:39:19.633	58.085	+0.838	23.282	17.331	17.472	2	10:39:19.633	58.085	+0.838	23.282	17.331	17.472
3	10:40:18.510	58.877	+1.630	23.242	17.780	17.855	3	10:40:18.510	58.877	+1.630	23.242	17.780	17.855
(38) Tom CANNING													
1	10:38:13.791	59.162	+2.100	24.120	17.424	17.618	1	10:38:13.791	59.162	+2.100	24.120	17.424	17.618



BNL KARTING SERIES Round-1

Junior Max

Genk 1,360 Km

Qualifying Day 1

07.05.2016 10:36

Qualifying (8:00 Time) started at 10:36:03

Lap	Time of Day	Lap Tm	Diff	S1 Tm	S2 Tm	S3 Tm
4	10:41:16.491	57.981	+0.734	23.104	17.089	17.788
5	10:42:13.911	57.420	+0.173	23.039	17.054	17.327
6	10:43:11.537	57.626	+0.379	23.118	17.143	17.365
7	10:44:08.784	57.247		23.023	17.000	17.224

(37) Pepijn KRAAIJEVELD (R)

1	10:38:17.718	59.867	+2.601	24.596	17.582	17.689
2	10:39:18.101	1:00.383	+3.117	24.474	18.500	17.409
3	10:40:17.357	59.256	+1.990	23.998	18.029	17.229
4	10:41:15.045	57.688	+0.422	23.125	17.184	17.379
5	10:42:12.452	57.407	+0.141	22.988	16.969	17.450
6	10:43:09.718	57.266		23.012	16.971	17.283
7	10:44:07.328	57.610	+0.344	23.289	17.040	17.281

(131) Thom NELISSEN (R)

1	10:38:26.070	59.241	+1.948	24.472	17.291	17.478
2	10:39:24.308	58.238	+0.945	23.266	17.566	17.406
3	10:40:22.038	57.730	+0.437	23.218	17.152	17.360
4	10:41:19.680	57.642	+0.349	23.152	17.115	17.375
5	10:42:17.143	57.463	+0.170	23.121	17.073	17.269
6	10:43:14.555	57.412	+0.119	23.066	17.040	17.306
7	10:44:11.848	57.293		23.025	17.005	17.263

(17) Sebastian ESTNER

1	10:38:22.162	59.578	+2.234	24.557	17.451	17.570
2	10:39:19.907	57.745	+0.401	23.304	17.131	17.310
3	10:40:18.293	58.386	+1.042	23.197	17.632	17.557
4	10:41:17.563	59.270	+1.926	23.049	17.164	19.057
5	10:42:15.346	57.783	+0.439	23.523	16.978	17.282
6	10:43:12.690	57.344		22.978	17.080	17.286
7	10:44:10.139	57.449	+0.105	23.133	17.011	17.305

(24) Jasin FERATI (R)

1	10:38:18.061	1:00.038	+2.691	24.790	17.621	17.627
2	10:39:17.397	59.336	+1.989	23.864	18.047	17.425
3	10:40:17.201	59.804	+2.457	24.451	17.991	17.362
4	10:41:15.929	58.728	+1.381	23.617	17.623	17.488
5	10:42:13.407	57.478	+0.131	23.137	17.072	17.269
6	10:43:10.986	57.579	+0.232	23.186	17.178	17.215
7	10:44:08.333	57.347		22.981	17.047	17.319

(15) Joe PHILIPS

1	10:38:20.693	59.502	+2.139	24.466	17.423	17.613
2	10:39:19.514	58.821	+1.458	23.797	17.483	17.541
3	10:40:17.862	58.348	+0.985	23.223	17.735	17.390
4	10:41:15.993	58.131	+0.768	23.230	17.298	17.603
5	10:42:13.617	57.624	+0.261	23.185	17.146	17.293
6	10:43:11.166	57.549	+0.186	23.165	17.091	17.293
7	10:44:08.529	57.363		23.106	17.023	17.234

(62) Tyler SULLIVAN

1	10:38:34.365	59.819	+2.427	24.696	17.546	17.577
2	10:39:32.325	57.960	+0.568	23.282	17.284	17.394
3	10:40:30.033	57.708	+0.316	23.152	17.181	17.375
4	10:41:27.904	57.871	+0.479	23.385	17.075	17.411
5	10:42:25.296	57.392		23.112	16.963	17.317
6	10:43:22.723	57.427	+0.035	23.126	16.999	17.302
7	10:44:20.118	57.395	+0.003	23.074	16.996	17.325

(19) Luna BLOEM

1	10:38:43.395	59.722	+2.305	24.322	17.671	17.729
2	10:39:41.737	58.342	+0.925	23.433	17.385	17.524
3	10:40:39.964	58.227	+0.810	23.449	17.241	17.537
4	10:41:37.637	57.673	+0.256	23.107	17.117	17.449
5	10:42:35.141	57.504	+0.087	23.083	17.061	17.360
6	10:43:32.676	57.535	+0.118	23.076	17.105	17.354

Lap	Time of Day	Lap Tm	Diff	S1 Tm	S2 Tm	S3 Tm
7	10:44:30.093	57.417		23.023	17.055	17.339

(99) Dennis SIEMENS

1	10:38:15.471	1:04.748	+7.305	27.599	18.955	18.194
2	10:39:13.822	58.351	+0.908	23.490	17.408	17.453
3	10:40:11.800	57.978	+0.535	23.296	17.267	17.415
4	10:41:09.495	57.695	+0.252	23.167	17.157	17.371
5	10:42:06.973	57.478	+0.035	23.126	17.065	17.287
6	10:43:04.416	57.443		23.059	17.093	17.291
7	10:44:01.875	57.459	+0.016	22.952	17.199	17.308
8	10:44:59.372	57.497	+0.054	23.048	17.211	17.238

(47) Colin CARESANI

1	10:38:14.480	1:03.382	+5.920	27.002	18.705	17.675
2	10:39:12.773	58.293	+0.831	23.595	17.240	17.458
3	10:40:10.500	57.727	+0.265	23.228	17.109	17.390
4	10:41:08.163	57.663	+0.201	23.146	17.082	17.435
5	10:42:06.240	58.077	+0.615	23.482	17.220	17.375
6	10:43:03.999	57.759	+0.297	23.195	17.161	17.403
7	10:44:01.461	57.462		23.112	17.090	17.260
8	10:44:59.024	57.563	+0.101	23.132	17.115	17.316

(116) Szabo BOLDIZSAR

1	10:38:19.495	1:00.013	+2.535	24.933	17.535	17.545
2	10:39:17.876	58.381	+0.903	23.350	17.559	17.472
3	10:40:16.223	58.347	+0.869	23.757	17.236	17.354
4	10:41:14.214	57.991	+0.513	23.542	17.129	17.320
5	10:42:11.747	57.533	+0.055	23.091	17.105	17.337
6	10:43:09.225	57.478		23.095	17.065	17.318
7	10:44:06.713	57.488	+0.010	23.122	17.020	17.346

(43) Jop RAPPANGE

1	10:38:22.817	1:00.508	+3.029	25.111	17.497	17.900
2	10:39:20.898	58.081	+0.602	23.372	17.255	17.454
3	10:40:18.795	57.897	+0.418	23.268	17.128	17.501
4	10:41:16.670	57.875	+0.396	23.133	17.110	17.632
5	10:42:14.364	57.694	+0.215	23.189	17.123	17.382
6	10:43:11.945	57.581	+0.102	23.081	17.035	17.465
7	10:44:09.424	57.479		23.086	16.987	17.406

(199) Mads Riis

1	10:38:22.905	59.961	+2.406	24.750	17.586	17.625
2	10:39:21.173	58.268	+0.713	23.524	17.332	17.412
3	10:40:19.092	57.919	+0.364	23.291	17.256	17.372
4	10:41:17.149	58.057	+0.502	23.187	17.118	17.752
5	10:42:14.919	57.770	+0.215	23.246	17.172	17.352
6	10:43:12.474	57.555		23.104	17.111	17.340
7	10:44:10.411	57.937	+0.382	23.442	17.178	17.317

(33) Andre WALTER

1	10:38:33.686	59.736	+2.117	24.704	17.414	17.618
2	10:39:31.742	58.056	+0.437	23.291	17.270	17.495
3	10:40:34.957	1:03.215	+5.596	23.156	22.365	17.694
4	10:41:32.750	57.793	+0.174	23.238	17.095	17.460
5	10:42:30.611	57.861	+0.242	23.127	17.176	17.558
6	10:43:28.230	57.619		23.086	17.105	17.428
7	10:44:25.865	57.635	+0.016	23.064	17.105	17.466

(143) Tehmur CHOCHAN

1	10:38:49.537	59.707	+2.052	24.650	17.464	17.593
2	10:39:47.572	58.035	+0.380	23.344	17.258	17.433
3	10:40:45.408	57.836	+0.181	23.230	17.146	17.460
4	10:41:43.227	57.819	+0.164	23.249	17.106	17.464
5	10:42:41.592	58.365	+0.710	23.818	17.107	17.440
6	10:43:39.247	57.655		23.250	17.034	17.371
7	10:44:37.167	57.920	+0.265	23.098	17.504	17.318

BNL KARTING SERIES Round-1

Junior Max

Genk 1,360 Km

Qualifying Day 1

07.05.2016 10:36

Qualifying (8:00 Time) started at 10:36:03

Lap	Time of Day	Lap Tm	Diff	S1 Tm	S2 Tm	S3 Tm	Lap	Time of Day	Lap Tm	Diff	S1 Tm	S2 Tm	S3 Tm
(59) Bastien COCHET													
1	10:38:18.624	1:01.398	+3.626	25.926	17.648	17.824							
2	10:39:17.242	58.618	+0.846	23.549	17.502	17.567							
3	10:40:15.635	58.393	+0.621	23.496	17.290	17.607							
4	10:41:14.083	58.448	+0.676	23.533	17.223	17.692							
5	10:42:12.540	58.457	+0.685	23.553	17.190	17.714							
6	10:43:10.406	57.866	+0.094	23.473	17.039	17.354							
7	10:44:08.178	57.772		23.191	17.105	17.476							
(1) Boyd BAANEN													
1	10:37:46.319	1:02.101	+3.207	25.996	18.035	18.070							
2	10:38:45.698	59.379	+0.485	23.892	17.681	17.806							
3	10:39:44.635	58.937	+0.043	23.655	17.578	17.704							
4	10:40:44.012	59.377	+0.483	23.852	17.542	17.983							
5	10:41:43.024	59.012	+0.118	23.612	17.537	17.863							
6	10:42:42.660	59.636	+0.742	24.082	17.741	17.813							
7	10:43:41.771	59.111	+0.217	23.823	17.575	17.713							
8	10:44:40.665	58.894		23.589	17.505	17.800							
(64) Oliver CALDWELL													
1	10:38:25.522	59.851	+0.676	24.482	17.536	17.833							
2	10:39:24.898	59.376	+0.201	23.652	17.991	17.733							
3	10:40:24.546	59.648	+0.473	23.825	17.767	18.056							
4	10:41:24.143	59.597	+0.422	23.824	17.965	17.808							
5	10:42:23.318	59.175		23.744	17.649	17.782							
6	10:43:22.629	59.311	+0.136	23.703	18.012	17.596							
7	10:44:21.933	59.304	+0.129	23.594	17.735	17.975							



BNL KARTING SERIES Round-1

Junior Max

Genk 1,360 Km


Finale 1 Day 1

07.05.2016 13:20

Race (16 Laps)

14	199	33
	27	28
13	116	43
	25	26
12	99	47
	23	24
11	62	19
	21	22
10	24	15
	19	20
9	131	17
	17	18
8	55	37
	15	16
7	5	16
	13	14
6	12	96
	11	12
5	26	23
	9	10
4	39	38
	7	8
3	44	74
	5	6
2	69	78
	3	4
1	18	13
	1	2

POLE POSITION




BNL KARTING SERIES Round-1

Junior Max
Finale 1 Day 1
Race (16 Laps)

Genk 1,360 Km
07.05.2016 13:20

16	1	64
	31	32
15	143	59
	29	30



BNL KARTING SERIES Round-1
Junior Max
Genk 1,360 Km
Finale 1 Day 1
-NEW II-
07.05.2016 13:20
Race (16 Laps) started at 13:29:32

Pos	No.	Name	Nat.	Chassis	Entrant	Laps	Total Tm	Diff	Best Tm	In Lap	km/h	Points
1	78	Leroy JAGESAR	NLD	FA Kart	JAGESAR R	16	15:28.127		57.255	13	85,512	55
2	18	Mark Kimber	GBR	Tonykart	Strawberry Racing	16	15:29.352	1.225	57.192	13	85,606	52
3	16	Glenn VAN BERLO	NLD	Tonykart	VAN BERLO MARCEL	16	15:29.535	1.408	57.259	13	85,506	50
4	96	Joe Turney	GBR	Kosmic	James Turney	16	15:31.172	3.045	57.388	12	85,314	49
5	69	Jenson BUTTERFIELD	GBR	Tonykart	Strawberry Racing	16	15:31.300	3.173	57.482	12	85,174	48
6	13	Tijmen VAN DER HELM (R)	NLD	FA Kart	VANDER HELM Gerard	16	15:31.856	3.729	57.589	12	85,016	47
7	38	Tom CANNING	GBR	Kosmic	KR Sport	16	15:31.978	3.851	57.468	12	85,195	46
8	37	Pepijn KRAAIJEVELD (R)	NLD	Tonykart	KRAAYEVELD PA	16	15:32.463	4.336	57.480	15	85,177	45
9	74	Nick CUPPENS (R)	BEL	Tonykart	DAEMS RACING TEAM	16	15:32.479	4.352	57.408	12	85,284	44
10	26	Zsombor Kovacs	HUN	Birel	KMS	16	15:33.216	5.089	57.475	14	85,185	43
11	55	Rüben Delsarte	NLD	Kosmic	Montfoort Motorsports	16	15:33.907	5.780	57.469	15	85,194	42
12	131	Thom NELISSEN (R)	BEL	PCR	NELISSEN MARTIJN	16	15:34.970	6.843	57.558	14	85,062	41
13	19	Luna BLOEM	NLD	Tonykart	Bloem Rene	16	15:36.013	7.886	57.563	15	85,055	40
14	116	Szabo BOLDIZSAR	HUN	Kosmic	PRO KART TEAM HUNG	16	15:39.872	11.745	57.754	14	84,773	39
15	15	Joe PHILIPS	GBR	Kosmic	Phlips Joe	16	15:40.565	12.438	57.613	15	84,981	38
16	17	Sebastian ESTNER	DEU	Tonykart	RS-COMPETITION	16	15:41.202	13.075	57.544	15	85,083	37
17	143	Tehmur CHOHAN	UAE		Paul Konings Racing	16	15:43.519	15.392	57.751	14	84,778	36
18	43	Jop RAPPANGE	NLD	Tonykart	rappange rp	16	15:45.540	17.413	57.626	15	84,962	35
19	47	Colin CARESANI	NLD		CARESANI RB	16	15:46.479	18.352	57.587	15	85,019	34
20	33	Andre WALTER	DEU	Flandria	KART PERFORMANCE RACING	16	15:53.336	25.209	58.168	15	84,170	33
21	1	Boyd BAANEN	NLD	EVO	M.C. BAANEN	16	16:01.210	33.083	58.999	9	82,984	32
22	99	Dennis SIEMENS	DEU	FA Kart	RS-COMPETITION	12	11:50.223	4 Laps	57.686	12	84,873	31
23	5	Ilian BRUYNSEELS (R)	BEL	FA Kart	BRUYNSEELS HARRY	10	9:55.890	6 Laps	58.113	8	84,250	30
24	59	Bastien COCHET	FRA	Kosmic	LECOMTE F	9	9:02.776	7 Laps	58.577	7	83,582	29
25	23	Xavier HANDSAEME (R)	BEL	Tonykart	HANDSAEME XAVIER	6	6:02.743	10 Laps	58.386	3	83,856	28
26	12	Xander PRZYBYLAK	BEL	Tonykart	SPALANCA MARIA	3	3:02.500	13 Laps	59.731	3	81,967	27
27	39	Dirk-Laurenc SEIFRIED	DEU	FA Kart	TKP KARTING	1	1:00.673	15 Laps	1:00.428	1	81,022	26
28	44	Senna WALSTIJN [R]	NLD	Tonykart	G. Arts		0.164	16 Laps		0	-	25
29	24	Jasin FERATI (R)	CHE	Kosmic	SPIRIT RACING		1.184	16 Laps		0	-	24

Not classified

DNS	62	Tyler SULLIVAN	GBR	Tonykart	Tooley Motorsport			DNS		0	-	0
DNS	64	Oliver CALDWELL	GBR	Kosmic	KR Sport			DNS		0	-	0
EXC	199	Mads Riis	DEU	Tonykart	RS-COMPETITION	16	15:45.202	EXC	57.878	13	84,592	0

Announcements

These results are provisional until the conclusion of any judicial and technical matters

No. 17 time penalty 5 sec. / unfair driving

No. 199 excluded from Final 1 / technical non conformity

Margin of Victory	Ø km/h	Best Lap Tm	km/h	Best Lap by
1.225	84,402	57.192	85,606	18 - Mark Kimber

Official Timing www.mwraceconsulting.com
Orbits

Timekeeping Julia Jäger:



Racedirector Wim Hallers:

Steward Kris Lambrecht:

Scrutineer Paul Klaassen:

Printed: 07.05.2016 14:21:40

posted at: h

BNL KARTING SERIES Round-1

Junior Max

Genk 1,360 Km

Finale 1 Day 1

07.05.2016 13:20

Race (16 Laps) started at 13:29:32

Lap	Time of Day	Lap Tm	Diff	S1 Tm	S2 Tm	S3 Tm
(78) Leroy JAGESAR						
1	13:30:32.464	1:00.051	+2.796	24.666	17.746	17.639
2	13:31:30.673	58.209	+0.954	23.405	17.362	17.442
3	13:32:28.831	58.158	+0.903	23.238	17.389	17.531
4	13:33:27.086	58.255	+1.000	23.419	17.348	17.488
5	13:34:25.069	57.983	+0.728	23.314	17.250	17.419
6	13:35:22.836	57.767	+0.512	23.121	17.210	17.436
7	13:36:20.581	57.745	+0.490	23.196	17.173	17.376
8	13:37:18.228	57.647	+0.392	23.076	17.133	17.438
9	13:38:15.929	57.701	+0.446	23.253	17.178	17.270
10	13:39:13.479	57.550	+0.295	23.063	17.096	17.391
11	13:40:10.976	57.497	+0.242	23.009	17.145	17.343
12	13:41:08.277	57.301	+0.046	22.972	17.040	17.289
13	13:42:05.532	57.255		22.918	17.048	17.289
14	13:43:03.714	58.182	+0.927	22.933	17.495	17.754
15	13:44:02.708	58.994	+1.739	23.236	17.351	18.407
16	13:45:00.362	57.654	+0.399	23.193	17.102	17.359

(18) Mark Kimber						
1	13:30:31.472	59.237	+2.045	24.143	17.531	17.563
2	13:31:30.181	58.709	+1.517	23.473	17.540	17.696
3	13:32:28.639	58.458	+1.266	23.459	17.458	17.541
4	13:33:27.415	58.776	+1.584	24.159	17.251	17.366
5	13:34:25.347	57.932	+0.740	23.271	17.276	17.385
6	13:35:23.040	57.693	+0.510	23.154	17.190	17.349
7	13:36:20.785	57.745	+0.553	23.143	17.216	17.386
8	13:37:18.353	57.568	+0.376	23.101	17.149	17.318
9	13:38:15.690	57.337	+0.145	22.937	17.114	17.286
10	13:39:13.264	57.574	+0.382	23.091	17.114	17.369
11	13:40:10.759	57.495	+0.303	23.113	17.068	17.314
12	13:41:08.102	57.343	+0.151	23.019	17.025	17.299
13	13:42:05.294	57.192		22.937	16.982	17.273
14	13:43:03.531	58.237	+1.045	22.995	17.541	17.701
15	13:44:02.588	59.057	+1.865	23.280	17.409	18.368
16	13:45:01.587	58.999	+1.807	23.707	17.505	17.787

(16) Glenn VAN BERLO						
1	13:30:33.133	1:00.151	+2.892	24.994	17.514	17.643
2	13:31:32.001	58.868	+1.609	23.882	17.450	17.536
3	13:32:30.028	58.027	+0.768	23.238	17.323	17.466
4	13:33:28.041	58.013	+0.754	23.213	17.295	17.505
5	13:34:25.892	57.851	+0.592	23.200	17.275	17.376
6	13:35:23.858	57.966	+0.707	23.234	17.263	17.469
7	13:36:21.544	57.686	+0.427	23.131	17.159	17.396
8	13:37:19.195	57.651	+0.392	23.097	17.165	17.389
9	13:38:16.500	57.305	+0.046	22.974	17.029	17.302
10	13:39:13.829	57.329	+0.070	23.023	17.024	17.282
11	13:40:11.187	57.358	+0.099	22.996	17.039	17.323
12	13:41:08.473	57.286	+0.027	23.040	16.978	17.268
13	13:42:05.732	57.259		23.007	17.036	17.216
14	13:43:03.821	58.089	+0.830	22.972	17.213	17.904
15	13:44:02.754	58.933	+1.674	23.227	17.410	18.296
16	13:45:01.770	59.016	+1.757	23.593	17.534	17.889

(96) Joe Turney						
1	13:30:33.565	1:00.642	+3.254	25.426	17.563	17.653
2	13:31:33.709	1:00.144	+2.756	23.828	18.288	18.028
3	13:32:32.341	58.632	+1.244	23.798	17.440	17.394
4	13:33:30.390	58.049	+0.661	23.269	17.274	17.506
5	13:34:28.445	58.055	+0.667	23.335	17.325	17.395
6	13:35:26.092	57.647	+0.259	23.091	17.130	17.426
7	13:36:23.880	57.788	+0.400	23.148	17.141	17.499
8	13:37:21.468	57.588	+0.200	23.116	17.169	17.303
9	13:38:19.109	57.641	+0.253	23.049	17.125	17.467
10	13:39:16.666	57.557	+0.169	23.147	17.075	17.335

11	13:40:14.490	57.824	+0.436	23.270	17.168	17.386
12	13:41:11.878	57.388		23.012	17.081	17.295
13	13:42:09.504	57.626	+0.238	23.088	17.181	17.357
14	13:43:07.643	58.139	+0.751	23.059	17.187	17.893
15	13:44:05.272	57.629	+0.241	23.181	17.075	17.373
16	13:45:03.407	58.135	+0.747	23.353	17.234	17.548
(69) Jensen BUTTERFIELD						
1	13:30:32.726	1:00.409	+2.927	24.671	17.768	17.970
2	13:31:32.256	59.530	+2.048	24.377	17.631	17.522
3	13:32:30.703	58.447	+0.965	23.614	17.322	17.511
4	13:33:28.620	57.917	+0.435	23.233	17.237	17.447
5	13:34:26.645	58.025	+0.543	23.269	17.329	17.427
6	13:35:24.445	57.800	+0.318	23.095	17.168	17.537
7	13:36:22.324	57.879	+0.397	22.975	17.509	17.395
8	13:37:19.862	57.538	+0.056	23.024	17.137	17.377
9	13:38:18.020	58.158	+0.676	23.079	17.413	17.666
10	13:39:15.908	57.888	+0.406	23.253	17.170	17.465
11	13:40:14.023	58.115	+0.633	23.278	17.402	17.435
12	13:41:11.505	57.482		23.043	17.051	17.388
13	13:42:09.104	57.599	+0.117	23.198	17.072	17.329
14	13:43:07.825	58.721	+1.239	23.520	17.184	18.017
15	13:44:05.395	57.570	+0.088	23.182	17.034	17.354
16	13:45:03.535	58.140	+0.658	23.292	17.348	17.500

(13) Tijmen VAN DER HELM (R)						
1	13:30:32.054	59.723	+2.134	24.530	17.654	17.539
2	13:31:30.526	58.472	+0.883	23.465	17.410	17.597
3	13:32:29.075	58.549	+0.960	23.665	17.362	17.522
4	13:33:27.326	58.251	+0.662	23.358	17.378	17.515
5	13:34:25.542	58.216	+0.627	23.465	17.317	17.434
6	13:35:23.614	58.072	+0.483	23.329	17.230	17.513
7	13:36:22.875	59.261	+1.672	23.674	17.885	17.702
8	13:37:20.523	57.648	+0.059	23.119	17.209	17.320
9	13:38:18.120	57.597	+0.008	23.049	17.038	17.510
10	13:39:16.020	57.900	+0.311	23.280	17.133	17.487
11	13:40:14.761	58.741	+1.152	23.783	17.133	17.825
12	13:41:12.350	57.589		23.193	17.088	17.308
13	13:42:10.013	57.663	+0.074	22.935	17.444	17.284
14	13:43:08.011	57.998	+0.409	23.015	17.042	17.941
15	13:44:06.030	58.019	+0.430	23.546	17.103	17.370
16	13:45:04.091	58.061	+0.472	23.259	17.222	17.580

(38) Tom CANNING						
1	13:30:33.497	1:00.881	+3.413	25.550	17.541	17.790
2	13:31:32.443	58.946	+1.478	23.825	17.668	17.453
3	13:32:30.928	58.485	+1.017	23.647	17.382	17.456
4	13:33:28.809	57.881	+0.413	23.230	17.215	17.436
5	13:34:26.803	57.994	+0.526	23.261	17.272	17.461
6	13:35:24.549	57.746	+0.278	23.077	17.221	17.448
7	13:36:22.446	57.897	+0.429	23.052	17.411	17.434
8	13:37:20.046	57.600	+0.132	23.100	17.148	17.352
9	13:38:18.261	58.215	+0.747	23.028	17.248	17.939
10	13:39:16.131	57.870	+0.402	23.343	17.167	17.360
11	13:40:14.149	58.018	+0.550	23.403	17.138	17.477
12	13:41:11.617	57.468		23.080	17.026	17.362
13	13:42:09.559	57.942	+0.474	23.221	17.441	17.280
14	13:43:07.947	58.388	+0.920	23.176	17.201	18.011
15	13:44:06.137	58.190	+0.722	23.681	17.126	17.383
16	13:45:04.213	58.076	+0.608	23.311	17.197	17.568

(37) Pepijn KRAAIJEVELD (R)						
1	13:30:35.250	1:02.209	+4.729	26.195	18.261	17.753
2	13:31:34.288	59.038	+1.558	23.426	17.532	18.080
3	13:32:32.729	58.441	+0.961	23.391	17.367	17.683
4	13:33:31.468	58.739	+1.259	23.303	17.810	17.626



BNL KARTING SERIES Round-1

Junior Max

Genk 1,360 Km

Finale 1 Day 1

07.05.2016 13:20

Race (16 Laps) started at 13:29:32

Lap	Time of Day	Lap Tm	Diff	S1 Tm	S2 Tm	S3 Tm	Lap	Time of Day	Lap Tm	Diff	S1 Tm	S2 Tm	S3 Tm
(74) Nick CUPPENS (R)													
1	13:30:32.838	1:00.307	+2.899	24.828	17.623	17.856							
2	13:31:31.304	58.466	+1.058	23.542	17.342	17.582							
3	13:32:29.473	58.169	+0.761	23.366	17.249	17.554							
4	13:33:27.684	58.211	+0.803	23.489	17.258	17.464							
5	13:34:25.737	58.053	+0.645	23.348	17.234	17.471							
6	13:35:26.196	1:00.459	+3.051	23.220	17.252	19.987							
7	13:36:24.149	57.953	+0.545	23.373	17.163	17.417							
8	13:37:21.795	57.646	+0.238	23.050	17.142	17.454							
9	13:38:19.332	57.537	+0.129	22.971	17.110	17.456							
10	13:39:16.994	57.662	+0.254	23.152	17.136	17.374							
11	13:40:14.698	57.704	+0.296	23.075	17.246	17.383							
12	13:41:12.106	57.408		23.014	17.047	17.347							
13	13:42:10.294	58.188	+0.780	23.058	17.606	17.524							
14	13:43:08.175	57.881	+0.473	22.952	17.058	17.871							
15	13:44:06.381	58.206	+0.798	23.573	17.227	17.406							
16	13:45:04.714	58.333	+0.925	23.227	17.240	17.866							
(131) Thom NELISSEN (R)													
1	13:30:35.500	1:02.155	+4.597	26.044	18.402	17.709							
2	13:31:34.809	59.309	+1.751	23.550	17.542	18.217							
3	13:32:34.698	59.889	+2.331	23.882	18.031	17.976							
4	13:33:33.129	58.431	+0.873	23.438	17.434	17.559							
5	13:34:31.315	58.186	+0.628	23.312	17.365	17.509							
6	13:35:29.216	57.901	+0.343	23.219	17.268	17.414							
7	13:36:27.193	57.977	+0.419	23.271	17.219	17.487							
8	13:37:25.215	58.022	+0.464	23.247	17.262	17.513							
9	13:38:23.294	58.079	+0.521	23.444	17.190	17.445							
10	13:39:21.031	57.737	+0.179	23.122	17.201	17.414							
11	13:40:18.744	57.713	+0.155	23.133	17.222	17.358							
12	13:41:16.436	57.692	+0.134	23.126	17.165	17.401							
13	13:42:14.243	57.807	+0.249	23.284	17.108	17.415							
14	13:43:11.801	57.558		23.105	17.084	17.369							
15	13:44:09.439	57.638	+0.080	23.091	17.140	17.407							
16	13:45:07.205	57.766	+0.208	23.219	17.120	17.427							
(19) Luna BLOEM													
1	13:30:37.046	1:03.444	+5.881	26.555	18.838	18.051							
2	13:31:36.432	59.386	+1.823	23.932	17.548	17.906							
3	13:32:35.815	59.383	+1.820	23.385	18.029	17.969							
4	13:33:34.869	59.054	+1.491	23.809	17.580	17.665							
5	13:34:33.172	58.303	+0.740	23.508	17.254	17.541							
6	13:35:31.185	58.013	+0.450	23.200	17.336	17.477							
7	13:36:28.946	57.761	+0.198	23.093	17.201	17.467							
8	13:37:26.790	57.844	+0.281	23.115	17.299	17.430							
9	13:38:24.540	57.750	+0.187	23.134	17.161	17.455							
10	13:39:22.297	57.757	+0.194	23.137	17.172	17.448							
11	13:40:20.026	57.729	+0.166	23.162	17.194	17.373							
12	13:41:17.645	57.619	+0.056	23.044	17.095	17.480							
13	13:42:15.269	57.624	+0.061	22.991	17.208	17.425							
14	13:43:12.910	57.641	+0.078	23.032	17.143	17.466							
15	13:44:10.473	57.563		23.025	17.116	17.422							
16	13:45:08.248	57.775	+0.212	23.106	17.217	17.452							
(17) Sebastian ESTNER													
1	13:30:37.594	1:04.183	+6.639	27.120	19.008	18.055							
2	13:31:36.624	59.030	+1.486	23.750	17.609	17.671							
3	13:32:35.635	59.011	+1.467	23.466	17.671	17.874							
4	13:33:34.305	58.670	+1.126	23.457	17.423	17.790							
5	13:34:32.435	58.130	+0.586	23.351	17.315	17.464							
6	13:35:30.501	58.066	+0.522	23.342	17.245	17.479							
7	13:36:28.519	58.018	+0.474	23.318	17.218	17.482							
8	13:37:26.392	57.873	+0.329	23.246	17.216	17.411							
9	13:38:24.219	57.827	+0.283	23.217	17.146	17.464							
10	13:39:22.052	57.833	+0.289	23.203	17.185	17.445							
11	13:40:19.855	57.803	+0.259	23.175	17.137	17.491							
12	13:41:17.864	58.009	+0.465	23.481	17.112	17.416							
13	13:42:15.431	57.567	+0.023	23.122	17.075	17.370							
14	13:43:13.168	57.737	+0.193	23.163	17.150	17.424							
15	13:44:10.712	57.544		23.084	17.052	17.408							
16	13:45:08.437	57.725	+0.181	23.208	17.177	17.340							
(116) Szabo BOLDIZSAR													
1	13:30:37.416	1:03.649	+5.895	26.567	19.131	17.951							
2	13:31:36.979	59.563	+1.809	24.135	17.688	17.740							
3	13:32:36.531	59.552	+1.798	23.501	17.492	18.559							
4	13:33:35.171	58.640	+0.886	23.557	17.507	17.576							
5	13:34:34.551	59.380	+1.626	24.121	17.593	17.666							
6	13:35:32.726	58.175	+0.421	23.343	17.292	17.540							
7	13:36:30.809	58.083	+0.329	23.297	17.308	17.478							
8	13:37:28.888	58.079	+0.325	23.310	17.280	17.489							
9	13:38:26.954	58.066	+0.312	23.208	17.320	17.538							
10	13:39:25.028	58.074	+0.320	23.371	17.226	17.477							
(55) Rügen Delsarte													
1	13:30:36.709	1:03.753	+6.284	26.915	18.980	17.858							
2	13:31:35.454	58.745	+1.276	23.710	17.472	17.563							
3	13:32:34.847	59.393	+1.924	23.600	18.039	17.754							
4	13:33:33.690	58.843	+1.374	23.844	17.534	17.465							
5	13:34:31.858	58.168	+0.699	23.321	17.407	17.440							
6	13:35:29.789	57.931	+0.462	23.169	17.370	17.392							
7	13:36:27.513	57.724	+0.255	23.055	17.265	17.404							
8	13:37:25.326	57.813	+0.344	23.095	17.333	17.385							
9	13:38:23.022	57.696	+0.227	23.101	17.228	17.367							
10	13:39:20.853	57.831	+0.362	23.134	17.260	17.437							
11	13:40:18.535	57.682	+0.213	23.080	17.224	17.378							
12	13:41:16.133	57.598	+0.129	23.091	17.108	17.399							
13	13:42:13.615	57.482	+0.013	23.008	17.154	17.320							
14	13:43:11.138	57.523	+0.054	23.082	17.069	17.372							
15	13:44:08.607	57.469		23.056	17.084	17.329							
16	13:45:06.142	57.535	+0.066	23.111	17.015	17.409							

BNL KARTING SERIES Round-1**Junior Max****Genk 1,360 Km****Finale 1 Day 1****07.05.2016 13:20****Race (16 Laps) started at 13:29:32**

Lap	Time of Day	Lap Tm	Diff	S1 Tm	S2 Tm	S3 Tm	Lap	Time of Day	Lap Tm	Diff	S1 Tm	S2 Tm	S3 Tm
11	13:40:22.888	57.860	+0.106	23.221	17.194	17.445	5	13:34:34.970	59.385	+1.759	23.839	17.887	17.659
12	13:41:20.739	57.851	+0.097	23.305	17.144	17.402	6	13:35:34.807	59.837	+2.211	24.453	17.608	17.776
13	13:42:18.667	57.928	+0.174	23.203	17.228	17.497	7	13:36:35.754	1:00.947	+3.321	25.257	18.136	17.554
14	13:43:16.421	57.754		23.164	17.090	17.500	8	13:37:34.182	58.428	+0.802	23.379	17.490	17.559
15	13:44:14.217	57.796	+0.042	23.146	17.187	17.463	9	13:38:32.166	57.984	+0.358	23.222	17.287	17.475
16	13:45:12.107	57.890	+0.136	23.272	17.131	17.487	10	13:39:30.170	58.004	+0.378	23.119	17.370	17.515
(15) Joe PHILIPS													
1	13:30:38.255	1:04.754	+7.141	27.946	18.797	18.011	11	13:40:28.222	58.052	+0.426	23.306	17.241	17.505
2	13:31:37.549	59.294	+1.681	23.975	17.549	17.770	12	13:41:26.295	58.073	+0.447	23.333	17.228	17.512
3	13:32:36.400	58.851	+1.238	23.535	17.521	17.795	13	13:42:24.416	58.121	+0.495	23.310	17.260	17.551
4	13:33:35.322	58.922	+1.309	23.823	17.588	17.511	14	13:43:22.197	57.781	+0.155	23.259	17.119	17.403
5	13:34:35.089	59.767	+2.154	24.175	17.979	17.613	15	13:44:19.823	57.626		23.026	17.218	17.382
6	13:35:33.479	58.390	+0.777	23.625	17.348	17.417	16	13:45:17.775	57.952	+0.326	23.195	17.206	17.551
7	13:36:32.945	59.466	+1.853	23.977	17.896	17.593	(47) Colin CARESANI						
8	13:37:30.963	58.018	+0.405	23.317	17.310	17.391	1	13:30:38.094	1:04.226	+6.639	27.093	18.882	18.251
9	13:38:28.851	57.888	+0.275	23.220	17.188	17.480	2	13:31:44.985	1:06.891	+9.304	24.232	24.863	17.796
10	13:39:26.622	57.771	+0.158	23.211	17.198	17.362	3	13:32:43.664	58.679	+1.092	23.506	17.492	17.681
11	13:40:24.548	57.926	+0.313	23.217	17.235	17.474	4	13:33:42.055	58.391	+0.804	23.447	17.404	17.540
12	13:41:22.196	57.648	+0.035	23.193	17.075	17.380	5	13:34:40.234	58.179	+0.592	23.271	17.327	17.581
13	13:42:19.893	57.697	+0.084	23.188	17.041	17.468	6	13:35:38.537	58.303	+0.716	23.343	17.443	17.517
14	13:43:17.540	57.647	+0.034	23.168	17.048	17.431	7	13:36:36.803	58.266	+0.679	23.315	17.429	17.522
15	13:44:15.153	57.613		23.098	17.127	17.388	8	13:37:34.731	57.928	+0.341	23.137	17.276	17.515
16	13:45:12.800	57.647	+0.034	23.226	17.033	17.388	9	13:38:34.174	59.443	+1.856	23.703	17.684	18.056
(143) Tehmur CHOCHAN													
1	13:30:38.377	1:04.213	+6.462	26.645	19.526	18.042	10	13:39:32.144	57.970	+0.383	23.287	17.276	17.407
2	13:31:43.303	1:04.926	+7.175	23.969	23.176	17.781	11	13:40:30.052	57.908	+0.321	23.195	17.295	17.418
3	13:32:41.956	58.653	+0.902	23.549	17.477	17.627	12	13:41:27.863	57.811	+0.224	23.220	17.151	17.440
4	13:33:40.449	58.493	+0.742	23.498	17.373	17.622	13	13:42:25.647	57.784	+0.197	23.207	17.183	17.394
5	13:34:38.566	58.117	+0.366	23.297	17.280	17.540	14	13:43:23.333	57.686	+0.099	23.104	17.113	17.469
6	13:35:36.665	58.099	+0.348	23.282	17.288	17.529	15	13:44:20.920	57.587		23.092	17.129	17.366
7	13:36:34.710	58.045	+0.294	23.180	17.345	17.520	16	13:45:18.714	57.794	+0.207	23.163	17.179	17.452
8	13:37:32.632	57.922	+0.171	23.235	17.262	17.425	(33) Andre WALTER						
9	13:38:30.428	57.796	+0.045	23.137	17.261	17.398	1	13:30:38.926	1:04.746	+6.578	27.173	19.192	18.381
10	13:39:28.984	58.556	+0.805	23.898	17.220	17.438	2	13:31:38.602	59.676	+1.508	23.874	18.079	17.723
11	13:40:26.835	57.851	+0.100	23.169	17.192	17.490	3	13:32:37.702	59.100	+0.932	23.835	17.558	17.707
12	13:41:24.675	57.840	+0.089	23.237	17.123	17.480	4	13:33:37.192	59.490	+1.322	23.470	17.792	18.228
13	13:42:22.475	57.800	+0.049	23.166	17.182	17.452	5	13:34:36.564	59.372	+1.204	23.538	17.572	18.262
14	13:43:20.226	57.751		23.175	17.110	17.466	6	13:35:36.643	1:00.079	+1.911	23.684	17.837	18.558
15	13:44:17.998	57.772	+0.021	23.165	17.151	17.456	7	13:36:36.219	59.576	+1.408	23.790	18.126	17.660
16	13:45:15.754	57.756	+0.005	23.232	17.064	17.460	8	13:37:34.621	58.402	+0.234	23.376	17.442	17.584
(199) Mads Riis													
1	13:30:38.195	1:04.304	+6.426	26.765	19.286	18.253	9	13:38:33.991	59.370	+1.202	23.740	17.692	17.938
2	13:31:38.718	1:00.523	+2.645	24.445	18.529	17.549	10	13:39:32.887	58.896	+0.728	23.893	17.384	17.619
3	13:32:38.230	59.512	+1.634	23.691	18.254	17.567	11	13:40:31.423	58.536	+0.368	23.373	17.289	17.874
4	13:33:37.445	59.215	+1.337	23.410	17.854	17.951	12	13:41:29.995	58.572	+0.404	23.394	17.425	17.753
5	13:34:36.645	59.200	+1.322	23.622	17.678	17.900	13	13:42:28.535	58.540	+0.372	23.554	17.316	17.670
6	13:35:35.589	58.944	+1.066	23.641	17.740	17.563	14	13:43:26.847	58.312	+0.144	23.307	17.323	17.682
7	13:36:34.098	58.509	+0.631	23.399	17.469	17.641	15	13:44:25.015	58.168		23.328	17.228	17.612
8	13:37:32.203	58.105	+0.227	23.376	17.257	17.472	16	13:45:25.571	1:00.556	+2.388	23.349	17.337	19.870
9	13:38:30.127	57.924	+0.046	23.278	17.203	17.443	(1) Boyd BAANEN						
10	13:39:29.502	59.375	+1.497	24.555	17.362	17.458	1	13:30:39.056	1:04.489	+5.490	27.146	19.031	18.312
11	13:40:27.618	58.116	+0.238	23.383	17.272	17.461	2	13:31:39.117	1:00.061	+1.062	23.884	18.399	17.778
12	13:41:25.600	57.982	+0.104	23.325	17.151	17.506	3	13:32:39.238	1:00.121	+1.122	23.730	18.408	17.983
13	13:42:23.478	57.878		23.244	17.166	17.468	4	13:33:39.017	59.779	+0.780	23.936	17.856	17.987
14	13:43:21.522	58.044	+0.166	23.335	17.232	17.477	5	13:34:38.530	59.513	+0.514	23.695	17.718	18.100
15	13:44:19.482	57.960	+0.082	23.268	17.167	17.525	6	13:35:37.962	59.432	+0.433	23.723	17.745	17.964
16	13:45:17.437	57.955	+0.077	23.281	17.196	17.478	7	13:36:37.565	59.603	+0.604	23.789	17.883	17.931
(43) Jop RAPPANGE													
1	13:30:37.115	1:03.172	+5.546	26.126	18.876	18.170	8	13:37:36.712	59.147	+0.148	23.751	17.665	17.731
2	13:31:37.713	1:00.598	+2.972	23.744	17.473	19.381	9	13:38:35.711	58.999		23.473	17.708	17.818
3	13:32:36.784	59.071	+1.445	23.886	17.512	17.673	10	13:39:35.498	59.787	+0.788	24.195	17.637	17.955
4	13:33:35.585	58.801	+1.175	23.557	17.705	17.539	11	13:40:35.427	59.929	+0.930	24.036	17.809	18.084
1	13:30:37.115	1:03.172	+5.546	26.126	18.876	18.170	12	13:41:34.818	59.391	+0.392	23.821	17.633	17.937
2	13:31:37.713	1:00.598	+2.972	23.744	17.473	19.381	13	13:42:34.317	59.499	+0.500	23.935	17.627	17.937
3	13:32:36.784	59.071	+1.445	23.886	17.512	17.673	14	13:43:33.933	59.616	+0.617	23.847	17.700	18.069
4	13:33:35.585	58.801	+1.175	23.557	17.705	17.539	15	13:44:33.668	59.735	+0.736	23.816	17.926	17.993
1	13:30:37.115	1:03.172	+5.546	26.126	18.876	18.170	16	13:45:33.445	59.777	+0.778	23.920	17.705	18.152

BNL KARTING SERIES Round-1

Junior Max

Genk 1,360 Km

Finale 1 Day 1

07.05.2016 13:20

Race (16 Laps) started at 13:29:32

Lap	Time of Day	Lap Tm	Diff	S1 Tm	S2 Tm	S3 Tm	Lap	Time of Day	Lap Tm	Diff	S1 Tm	S2 Tm	S3 Tm
(99) Dennis SIEMENS													
1	13:30:36.637	1:03.130	+5.444	26.483	18.547	18.100							
2	13:31:35.725	59.088	+1.402	23.869	17.571	17.648							
3	13:32:35.916	1:00.191	+2.505	23.988	18.003	18.200							
4	13:33:34.494	58.578	+0.892	23.572	17.378	17.628							
5	13:34:34.890	1:00.396	+2.710	24.873	17.657	17.866							
6	13:35:33.366	58.476	+0.790	23.590	17.338	17.548							
7	13:36:32.837	59.471	+1.785	24.118	17.768	17.585							
8	13:37:30.840	58.003	+0.317	23.237	17.274	17.492							
9	13:38:29.117	58.277	+0.591	23.529	17.265	17.483							
10	13:39:27.007	57.890	+0.204	23.208	17.267	17.415							
11	13:40:24.772	57.765	+0.079	23.129	17.218	17.418							
12	13:41:22.458	57.686		23.135	17.120	17.431							
(5) Iljan BRUYNSEELS (R)													
1	13:30:36.444	1:03.566	+5.453	26.277	19.586	17.703							
2	13:31:35.334	58.890	+0.777	23.684	17.565	17.641							
3	13:32:35.109	59.775	+1.662	23.917	18.230	17.628							
4	13:33:34.428	59.319	+1.206	23.851	17.463	18.005							
5	13:34:34.978	1:00.550	+2.437	24.670	17.717	18.163							
6	13:35:34.925	59.947	+1.834	24.179	17.574	18.194							
7	13:36:33.524	58.599	+0.486	23.645	17.462	17.492							
8	13:37:31.637	58.113		23.371	17.342	17.400							
9	13:38:29.957	58.320	+0.207	23.299	17.554	17.467							
10	13:39:28.125	58.168	+0.055	23.272	17.443	17.453							
(59) Bastien COCHET													
1	13:30:38.669	1:04.379	+5.802	27.250	18.910	18.219							
2	13:31:38.378	59.709	+1.132	23.952	17.892	17.865							
3	13:32:37.384	59.006	+0.429	23.688	17.490	17.828							
4	13:33:36.663	59.279	+0.702	23.541	17.881	17.857							
5	13:34:35.374	58.711	+0.134	23.423	17.549	17.739							
6	13:35:34.632	59.258	+0.681	23.972	17.420	17.866							
7	13:36:33.209	58.577		23.492	17.466	17.619							
8	13:37:34.509	1:01.300	+2.723	24.288	18.735	18.277							
9	13:38:35.011	1:00.502	+1.925	24.390	17.730	18.382							
(23) Xavier HANDSAEME (R)													
1	13:30:34.020	1:01.217	+2.831	25.772	17.806	17.639							
2	13:31:33.842	59.822	+1.436	23.486	18.410	17.926							
3	13:32:32.228	58.386		23.580	17.329	17.477							
4	13:33:37.180	1:04.952	+6.566	23.657	23.148	18.147							
5	13:34:36.303	59.123	+0.737	23.715	17.596	17.812							
6	13:35:34.978	58.675	+0.289	23.304	17.714	17.657							
(12) Xander PRZYBYLAK													
1	13:30:34.322	1:01.631	+1.900	26.158	17.846	17.627							
2	13:31:35.004	1:00.682	+0.951	23.585	18.230	18.867							
3	13:32:34.735	59.731		23.957	17.993	17.781							
(39) Dirk-Laurenc SEIFRIED													
1	13:30:32.908	1:00.428		25.044	17.739	17.645							

BNL KARTING SERIES Round-1

Junior Max

Genk 1,360 Km

Finale 2 Day 1

07.05.2016 15:45

Race (16 Laps)

14	39	44
	27	28
13	23	12
	25	26
12	5	59
	23	24
11	1	99
	21	22
10	47	33
	19	20
9	143	43
	17	18
8	15	17
	15	16
7	19	116
	13	14
6	55	131
	11	12
5	74	26
	9	10
4	38	37
	7	8
3	69	13
	5	6
2	16	96
	3	4
1	78	18
	1	2

POLE POSITION

1

2



BNL KARTING SERIES Round-1

Junior Max

Genk 1,360 Km


Finale 2 Day 1

07.05.2016 15:45

Race (16 Laps)

16	64
	31
15	24
	29

199
32
62
30



BNL KARTING SERIES Round-1

Junior Max

Genk 1,360 Km

Finale 2 Day 1

07.05.2016 15:45

Race (16 Laps) started at 15:49:29

Pos	No.	Name	Nat.	Chassis	Entrant	Laps	Total Tm	Diff	Best Tm	In Lap	km/h	Points
1	78	Leroy JAGESAR	NLD	FA Kart	JAGESAR R	16	15:27.015		57.123	16	85,710	55
2	18	Mark Kimber	GBR	Tonykart	Strawberry Racing	16	15:27.276	0.261	57.139	16	85,686	52
3	16	Glenn VAN BERLO	NLD	Tonykart	VAN BERLO MARCEL	16	15:29.134	2.119	57.325	15	85,408	50
4	38	Tom CANNING	GBR	Kosmic	KR Sport	16	15:29.220	2.205	57.374	15	85,335	49
5	69	Jenson BUTTERFIELD	GBR	Tonykart	Strawberry Racing	16	15:29.258	2.243	57.442	12	85,234	48
6	37	Pepijn KRAAIJEVELD (R)	NLD	Tonykart	KRAAYEVELD PA	16	15:31.499	4.484	57.542	16	85,086	47
7	13	Tijmen VAN DER HELM (R)	NLD	FA Kart	VANDER HELM Gerard	16	15:31.575	4.560	57.505	15	85,140	46
8	26	Zsombor Kovacs	HUN	Birel	KMS	16	15:31.835	4.820	57.392	13	85,308	45
9	15	Joe PHILIPS	GBR	Kosmic	Philips Joe	16	15:32.079	5.064	57.434	13	85,246	44
10	44	Senna WALSTIJN [R]	NLD	Tonykart	G. Arts	16	15:32.319	5.304	57.222	16	85,561	43
11	23	Xavier HANDSAEME (R)	BEL	Tonykart	HANDSAEME XAVIER	16	15:32.686	5.671	57.287	16	85,464	42
12	74	Nick CUPPENS (R)	BEL	Tonykart	DAEMS RACING TEAM	16	15:32.957	5.942	57.304	16	85,439	41
13	19	Luna BLOEM	NLD	Tonykart	Bloem Rene	16	15:34.905	7.890	57.731	15	84,807	40
14	131	Thom NELISSEN (R)	BEL	PCR	NELISSEN MARTIJN	16	15:38.068	11.053	57.708	16	84,841	39
15	24	Jasin FERATI (R)	CHE	Kosmic	SPIRIT RACING	16	15:39.061	12.046	57.558	15	85,062	38
16	143	Tehmur CHOHAN	UAE		Paul Konings Racing	16	15:39.381	12.366	57.646	15	84,932	37
17	59	Bastien COCHET	FRA	Kosmic	LECOMTE F	16	15:40.271	13.256	57.708	15	84,841	36
18	17	Sebastian ESTNER	DEU	Tonykart	RS-COMPETITION	16	15:40.676	13.661	57.516	16	85,124	35
19	5	Ilian BRUYNSEELS (R)	BEL	FA Kart	BRUYNSEELS HARRY	16	15:40.987	13.972	57.605	16	84,993	34
20	33	Andre WALTER	DEU	Flandria	KART PERFORMANCE RACING	16	15:41.938	14.923	57.829	15	84,663	33
21	116	Szabo BOLDIZSAR	HUN	Kosmic	PRO KART TEAM HUNG	16	15:42.673	15.658	57.834	15	84,656	32
22	199	Mads Riis	DEU	Tonykart	RS-COMPETITION	16	15:44.851	17.836	57.999	16	84,415	31
23	99	Dennis SIEMENS	DEU	FA Kart	RS-COMPETITION	16	15:45.455	18.440	57.604	15	84,994	30
24	39	Dirk-Laurenc SEIFRIED	DEU	FA Kart	TKP KARTING	16	15:47.103	20.088	57.474	16	85,186	29
25	12	Xander PRZYBYLAK	BEL	Tonykart	SPALANCA MARIA	16	15:49.825	22.810	57.736	16	84,800	28
26	43	Jop RAPPANGE	NLD	Tonykart	rappange rp	16	16:08.145	41.130	57.805	15	84,699	27
27	1	Boyd BAANEN	NLD	EVO	M.C. BAANEN	16	16:09.225	42.210	59.664	6	82,060	26
28	47	Colin CARESANI	NLD		CARESANI RB	16	16:11.393	44.378	58.393	13	83,846	25
29	55	Rüben Delsarte	NLD	Kosmic	Montfoort Motorsports		0.505	16 Laps		0	-	24

Announcements

These results are provisional until the conclusion of any judicial and technical matters!

No. 99 time penalty 5 sec. / unfair driving

Margin of Victory	Ø km/h	Best Lap Tm	km/h	Best Lap by
0.261	84,503	57.123	85,710	78 - Leroy JAGESAR

Official Timing www.mwraceconsulting.com

Orbits

Timekeeping Julia Jäger:



Racedirector Wim Hallers:

Steward Kris Lambrecht:

Scrutineer Paul Klaassen:

Printed: 07.05.2016 16:07:15

posted at: h

BNL KARTING SERIES Round-1

Junior Max

Genk 1,360 Km

Finale 2 Day 1

07.05.2016 15:45

Race (16 Laps) started at 15:49:29

Lap	Time of Day	Lap Tm	Diff	S1 Tm	S2 Tm	S3 Tm
(78) Leroy JAGESAR						
1	15:50:29.007	59.276	+2.153	23.895	17.641	17.740
2	15:51:28.059	59.052	+1.929	23.605	17.676	17.771
3	15:52:26.724	58.665	+1.542	23.419	17.531	17.715
4	15:53:25.000	58.276	+1.153	23.399	17.325	17.552
5	15:54:23.254	58.254	+1.131	23.306	17.307	17.641
6	15:55:21.321	58.067	+0.944	23.269	17.291	17.507
7	15:56:19.469	58.148	+1.025	23.170	17.505	17.473
8	15:57:17.178	57.709	+0.586	23.146	17.143	17.420
9	15:58:14.805	57.627	+0.504	23.094	17.133	17.400
10	15:59:12.176	57.371	+0.248	22.923	17.095	17.353
11	16:00:09.669	57.493	+0.370	23.067	17.025	17.401
12	16:01:07.042	57.373	+0.250	22.952	17.108	17.313
13	16:02:05.035	57.993	+0.870	23.536	17.072	17.385
14	16:03:02.364	57.329	+0.206	22.970	17.006	17.353
15	16:03:59.623	57.259	+0.136	22.941	17.009	17.309
16	16:04:56.746	57.123		22.864	16.992	17.267

Lap	Time of Day	Lap Tm	Diff	S1 Tm	S2 Tm	S3 Tm
(18) Mark Kimber						
1	15:50:30.051	1:00.241	+3.102	24.911	17.647	17.683
2	15:51:29.313	59.262	+2.123	23.617	17.715	17.930
3	15:52:27.873	58.560	+1.421	23.445	17.530	17.585
4	15:53:26.016	58.143	+1.004	23.334	17.351	17.458
5	15:54:23.981	57.965	+0.826	23.227	17.283	17.455
6	15:55:21.846	57.865	+0.726	23.167	17.305	17.393
7	15:56:19.644	57.798	+0.659	23.152	17.157	17.489
8	15:57:17.378	57.734	+0.595	23.150	17.183	17.401
9	15:58:15.021	57.643	+0.504	23.179	17.155	17.309
10	15:59:12.643	57.622	+0.483	23.033	17.257	17.332
11	16:00:10.163	57.520	+0.381	23.077	17.096	17.347
12	16:01:07.342	57.179	+0.040	22.891	17.014	17.274
13	16:02:05.268	57.926	+0.787	23.545	17.069	17.312
14	16:03:02.588	57.320	+0.181	22.913	17.047	17.360
15	16:03:59.868	57.280	+0.141	22.956	17.041	17.283
16	16:04:57.007	57.139		22.874	17.025	17.240

Lap	Time of Day	Lap Tm	Diff	S1 Tm	S2 Tm	S3 Tm
(16) Glenn VAN BERLO						
1	15:50:29.257	59.442	+2.117	24.032	17.707	17.703
2	15:51:28.304	59.047	+1.722	23.647	17.688	17.712
3	15:52:26.958	58.654	+1.329	23.506	17.469	17.679
4	15:53:25.377	58.419	+1.094	23.415	17.401	17.603
5	15:54:23.448	58.071	+0.746	23.267	17.279	17.525
6	15:55:21.755	58.307	+0.982	23.544	17.274	17.489
7	15:56:19.801	58.046	+0.721	23.441	17.172	17.433
8	15:57:17.602	57.801	+0.476	23.217	17.136	17.448
9	15:58:15.305	57.703	+0.378	23.118	17.143	17.442
10	15:59:12.898	57.593	+0.268	22.916	17.195	17.482
11	16:00:10.423	57.525	+0.200	23.015	17.121	17.389
12	16:01:07.755	57.332	+0.007	22.978	17.037	17.317
13	16:02:05.529	57.774	+0.449	23.381	17.060	17.333
14	16:03:02.919	57.390	+0.065	22.978	17.008	17.404
15	16:04:00.244	57.325		22.966	17.047	17.312
16	16:04:58.865	58.621	+1.296	22.940	17.583	18.098

Lap	Time of Day	Lap Tm	Diff	S1 Tm	S2 Tm	S3 Tm
(38) Tom CANNING						
1	15:50:30.308	1:00.244	+2.870	24.952	17.581	17.711
2	15:51:29.192	58.884	+1.510	23.444	17.708	17.732
3	15:52:27.497	58.305	+0.931	23.286	17.394	17.625
4	15:53:25.621	58.124	+0.750	23.163	17.430	17.531
5	15:54:23.662	58.041	+0.667	23.224	17.305	17.512
6	15:55:21.540	57.878	+0.504	23.186	17.188	17.504
7	15:56:19.393	57.853	+0.479	23.117	17.224	17.512
8	15:57:17.100	57.707	+0.333	23.050	17.155	17.502
9	15:58:14.601	57.501	+0.127	22.979	17.083	17.439
10	15:59:12.036	57.435	+0.061	22.960	17.046	17.429

Lap	Time of Day	Lap Tm	Diff	S1 Tm	S2 Tm	S3 Tm
11	16:00:09.539	57.503	+0.129	22.984	17.041	17.478
12	16:01:06.949	57.410	+0.036	22.938	17.055	17.417
13	16:02:05.732	58.783	+1.409	24.314	17.172	17.297
14	16:03:03.118	57.386	+0.012	22.919	17.077	17.390
15	16:04:00.492	57.374		22.930	17.055	17.389
16	16:04:58.951	58.459	+1.085	22.852	17.547	18.060

Lap	Time of Day	Lap Tm	Diff	S1 Tm	S2 Tm	S3 Tm
(69) Jenson BUTTERFIELD						
1	15:50:29.913	59.933	+2.491	24.332	17.759	17.842
2	15:51:29.512	59.599	+2.157	23.624	18.115	17.860
3	15:52:28.144	58.632	+1.190	23.526	17.451	17.655
4	15:53:26.365	58.221	+0.779	23.292	17.399	17.530
5	15:54:24.553	58.188	+0.746	23.221	17.404	17.563
6	15:55:22.538	57.985	+0.543	23.257	17.250	17.478
7	15:56:20.402	57.864	+0.422	23.113	17.248	17.503
8	15:57:18.147	57.745	+0.303	23.111	17.175	17.459
9	15:58:15.953	57.806	+0.364	23.126	17.196	17.484
10	15:59:13.505	57.552	+0.110	22.986	17.091	17.475
11	16:00:11.258	57.753	+0.311	23.170	17.080	17.503
12	16:01:08.700	57.442		23.093	17.027	17.322
13	16:02:06.273	57.573	+0.131	22.944	17.184	17.445
14	16:03:03.772	57.499	+0.057	23.033	17.063	17.403
15	16:04:01.447	57.675	+0.233	23.041	17.207	17.427
16	16:04:58.989	57.542	+0.100	22.890	17.239	17.413

Lap	Time of Day	Lap Tm	Diff	S1 Tm	S2 Tm	S3 Tm
(37) Pepijn KRAAIJEVELD (R)						
1	15:50:31.234	1:01.332	+3.790	25.291	18.257	17.784
2	15:51:30.054	58.820	+1.278	23.563	17.587	17.670
3	15:52:28.604	58.550	+1.008	23.411	17.494	17.645
4	15:53:27.080	58.476	+0.934	23.394	17.409	17.673
5	15:54:25.567	58.487	+0.945	23.558	17.296	17.633
6	15:55:23.536	57.969	+0.427	23.329	17.210	17.430
7	15:56:21.485	57.949	+0.407	23.272	17.224	17.453
8	15:57:19.562	58.077	+0.535	23.398	17.221	17.458
9	15:58:17.337	57.775	+0.233	23.113	17.179	17.483
10	15:59:15.014	57.677	+0.135	23.046	17.140	17.491
11	16:00:12.969	57.955	+0.413	23.204	17.256	17.495
12	16:01:10.747	57.778	+0.236	23.223	17.105	17.450
13	16:02:08.449	57.702	+0.160	23.066	17.157	17.479
14	16:03:06.122	57.673	+0.131	23.137	17.109	17.427
15	16:04:03.688	57.566	+0.024	23.137	17.141	17.288
16	16:05:01.230	57.542		22.956	17.066	17.520

Lap	Time of Day	Lap Tm	Diff	S1 Tm	S2 Tm	S3 Tm
(13) Tijmen VAN DER HELM (R)						
1	15:50:30.874	1:00.923	+3.418	25.322	17.828	17.773
2	15:51:29.906	59.032	+1.527	23.696	17.636	17.700
3	15:52:28.808	58.902	+1.397	23.776	17.483	17.643
4	15:53:27.174	58.366	+0.861	23.409	17.351	17.606
5	15:54:25.328	58.154	+0.649	23.238	17.341	17.575
6	15:55:23.460	58.132	+0.627	23.317	17.235	17.580
7	15:56:21.369	57.909	+0.404	23.146	17.229	17.534
8	15:57:19.353	57.984	+0.479	23.316	17.182	17.486
9	15:58:17.012	57.659	+0.154	23.120	17.097	17.442
10	15:59:14.812	57.800	+0.295	23.163	17.177	17.460
11	16:00:12.871	58.059	+0.554	23.294	17.190	17.575
12	16:01:10.510	57.639	+0.134	23.092	17.057	17.490
13	16:02:08.300	57.790	+0.285	23.142	17.097	17.551
14	16:03:06.062	57.762	+0.257	23.158	17.080	17.524
15	16:04:03.567	57.505		23.023	17.042	17.440
16	16:05:01.306	57.739	+0.234	23.360	17.038	17.341

Lap	Time of Day	Lap Tm	Diff	S1 Tm	S2 Tm	S3 Tm
-----	-------------	--------	------	-------	-------	-------

BNL KARTING SERIES Round-1

Junior Max

Genk 1,360 Km

Finale 2 Day 1

07.05.2016 15:45

Race (16 Laps) started at 15:49:29

Lap	Time of Day	Lap Tm	Diff	S1 Tm	S2 Tm	S3 Tm
5	15:54:26.465	58.263	+0.871	23.463	17.314	17.486
6	15:55:24.414	57.949	+0.557	23.205	17.263	17.481
7	15:56:22.262	57.848	+0.456	23.213	17.196	17.439
8	15:57:19.980	57.718	+0.326	23.169	17.180	17.369
9	15:58:17.745	57.765	+0.373	23.156	17.173	17.436
10	15:59:15.545	57.800	+0.408	23.057	17.174	17.569
11	16:00:13.667	58.122	+0.730	23.028	17.215	17.879
12	16:01:11.560	57.893	+0.501	23.377	17.101	17.415
13	16:02:08.952	57.392		22.987	17.010	17.395
14	16:03:06.617	57.665	+0.273	23.235	17.040	17.390
15	16:04:04.155	57.538	+0.146	23.018	17.098	17.422
16	16:05:01.566	57.411	+0.019	23.036	16.995	17.380

(15) Joe PHILIPS

1	15:50:31.623	1:01.238	+3.804	25.808	17.641	17.789
2	15:51:30.624	59.001	+1.567	23.729	17.620	17.652
3	15:52:29.155	58.531	+1.097	23.378	17.541	17.612
4	15:53:27.517	58.362	+0.928	23.365	17.438	17.559
5	15:54:25.728	58.211	+0.777	23.376	17.300	17.535
6	15:55:23.799	58.071	+0.637	23.308	17.283	17.480
7	15:56:21.713	57.914	+0.480	23.175	17.274	17.465
8	15:57:19.688	57.975	+0.541	23.267	17.238	17.470
9	15:58:17.456	57.768	+0.334	23.145	17.177	17.446
10	15:59:15.278	57.822	+0.388	23.108	17.176	17.538
11	16:00:13.634	58.356	+0.922	23.182	17.412	17.762
12	16:01:11.280	57.646	+0.212	23.167	17.088	17.391
13	16:02:08.714	57.434		22.971	17.022	17.441
14	16:03:06.344	57.630	+0.196	23.077	17.090	17.463
15	16:04:04.340	57.996	+0.562	23.076	17.387	17.533
16	16:05:01.810	57.470	+0.036	23.032	17.095	17.343

(44) Senna WALSTIJN [R]

1	15:50:33.695	1:02.768	+5.546	26.476	18.435	17.857
2	15:51:32.895	59.200	+1.978	23.525	18.044	17.631
3	15:52:31.243	58.348	+1.126	23.291	17.304	17.753
4	15:53:29.445	58.202	+0.980	23.247	17.353	17.602
5	15:54:27.630	58.185	+0.963	23.433	17.265	17.487
6	15:55:25.620	57.990	+0.768	23.120	17.446	17.424
7	15:56:23.332	57.712	+0.490	23.036	17.147	17.529
8	15:57:21.246	57.914	+0.692	23.034	17.371	17.509
9	15:58:18.677	57.431	+0.209	23.010	17.102	17.319
10	15:59:16.032	57.355	+0.133	22.976	17.075	17.304
11	16:00:14.210	58.178	+0.956	22.975	17.030	18.173
12	16:01:12.216	58.006	+0.784	23.491	17.165	17.350
13	16:02:09.600	57.384	+0.162	22.961	17.083	17.340
14	16:03:07.118	57.518	+0.296	23.017	17.004	17.497
15	16:04:04.828	57.710	+0.488	23.243	17.103	17.364
16	16:05:02.050	57.222		22.968	16.965	17.289

(23) Xavier HANDSAEME (R)

1	15:50:34.394	1:03.231	+5.944	26.469	18.676	18.086
2	15:51:33.450	59.056	+1.769	23.620	17.582	17.854
3	15:52:31.730	58.280	+0.993	23.327	17.431	17.522
4	15:53:29.641	57.911	+0.624	23.195	17.314	17.402
5	15:54:27.933	58.292	+1.005	23.568	17.293	17.431
6	15:55:26.035	58.102	+0.815	23.305	17.147	17.650
7	15:56:23.806	57.771	+0.484	23.131	17.158	17.482
8	15:57:21.527	57.721	+0.434	23.165	17.202	17.354
9	15:58:19.488	57.961	+0.674	23.476	17.082	17.403
10	15:59:16.889	57.401	+0.114	22.957	17.071	17.373
11	16:00:14.513	57.624	+0.337	23.022	17.125	17.477
12	16:01:12.398	57.885	+0.598	23.285	17.287	17.313
13	16:02:09.868	57.470	+0.183	22.948	17.085	17.437
14	16:03:07.278	57.410	+0.123	22.960	17.048	17.402
15	16:04:05.130	57.852	+0.565	23.456	17.004	17.392
16	16:05:02.417	57.287		22.911	17.051	17.325

Lap	Time of Day	Lap Tm	Diff	S1 Tm	S2 Tm	S3 Tm
(74) Nick CUPPENS (R)						
1	15:50:32.336	1:02.178	+4.874	26.307	18.068	17.803
2	15:51:31.642	59.306	+2.002	23.503	17.769	18.034
3	15:52:30.035	58.393	+1.089	23.383	17.358	17.652
4	15:53:28.461	58.426	+1.122	23.431	17.306	17.689
5	15:54:26.731	58.270	+0.966	23.368	17.281	17.621
6	15:55:24.958	58.227	+0.923	23.307	17.369	17.551
7	15:56:23.535	58.577	+1.273	23.248	17.408	17.921
8	15:57:21.445	57.910	+0.606	23.153	17.142	17.615
9	15:58:19.168	57.723	+0.419	23.188	17.064	17.471
10	15:59:16.672	57.504	+0.200	23.004	17.113	17.387
11	16:00:14.240	57.568	+0.264	23.053	16.987	17.528
12	16:01:11.924	57.684	+0.380	23.218	17.089	17.377
13	16:02:09.289	57.365	+0.061	23.056	16.966	17.343
14	16:03:07.208	57.919	+0.615	23.042	17.088	17.789
15	16:04:05.384	58.176	+0.872	23.796	17.005	17.375
16	16:05:02.688	57.304		22.903	16.995	17.406

(19) Luna BLOEM

1	15:50:31.503	1:01.196	+3.465	25.215	18.117	17.864
2	15:51:30.488	58.985	+1.254	23.662	17.587	17.736
3	15:52:29.550	59.062	+1.331	23.785	17.523	17.754
4	15:53:28.077	58.527	+0.796	23.364	17.513	17.650
5	15:54:26.353	58.276	+0.545	23.245	17.431	17.600
6	15:55:24.840	58.487	+0.756	23.518	17.347	17.622
7	15:56:23.085	58.245	+0.514	23.237	17.398	17.610
8	15:57:21.409	58.324	+0.593	23.133	17.331	17.860
9	15:58:19.945	58.536	+0.805	23.768	17.265	17.503
10	15:59:17.689	57.744	+0.013	23.116	17.145	17.483
11	16:00:15.578	57.889	+0.158	23.157	17.145	17.587
12	16:01:13.363	57.785	+0.054	23.026	17.247	17.512
13	16:02:11.217	57.854	+0.123	23.148	17.214	17.492
14	16:03:09.078	57.861	+0.130	23.098	17.207	17.558
15	16:04:06.809	57.731		23.086	17.127	17.518
16	16:05:04.636	57.827	+0.096	23.081	17.232	17.514

(131) Thom NELISSEN (R)

1	15:50:31.805	1:01.584	+3.876	26.103	17.820	17.661
2	15:51:31.394	59.589	+1.881	23.680	18.036	17.873
3	15:52:30.463	59.069	+1.361	23.762	17.647	17.660
4	15:53:28.981	58.518	+0.810	23.454	17.461	17.603
5	15:54:27.261	58.280	+0.572	23.338	17.372	17.570
6	15:55:26.561	59.300	+1.592	23.284	17.799	18.217
7	15:56:25.251	58.690	+0.982	23.568	17.457	17.665
8	15:57:23.728	58.477	+0.769	23.697	17.298	17.482
9	15:58:21.913	58.185	+0.477	23.465	17.269	17.451
10	15:59:19.813	57.900	+0.192	23.276	17.196	17.428
11	16:00:18.505	58.692	+0.984	23.782	17.367	17.543
12	16:01:16.349	57.844	+0.136	23.162	17.225	17.457
13	16:02:14.546	58.197	+0.489	23.568	17.142	17.487
14	16:03:12.378	57.832	+0.124	23.161	17.156	17.515
15	16:04:10.091	57.713	+0.005	23.158	17.109	17.446
16	16:05:07.799	57.708		23.132	17.091	17.485

(24) Jasin FERATI (R)

1	15:50:34.888	1:03.580	+6.022	26.996	18.361	18.223
2	15:51:34.412	59.524	+1.966	24.008	17.733	17.783
3	15:52:33.543	59.131	+1.573	23.527	17.353	18.251
4	15:53:32.217	58.674	+1.116	23.568	17.563	17.543
5	15:54:30.585	58.368	+0.810	23.453	17.335	17.580
6	15:55:28.912	58.327	+0.769	23.447	17.374	17.506
7	15:56:26.900	58.078	+0.520	23.299	17.262	17.417
8	15:57:24.985	57.995	+0.437	23.214	17.320	17.461
9	15:58:22.944	57.959	+0.401	23.250	17.259	17.450
10	15:59:20.930	57.986	+0.428	23.342	17.206	17.438



BNL KARTING SERIES Round-1

Junior Max

Genk 1,360 Km

Finale 2 Day 1

07.05.2016 15:45

Race (16 Laps) started at 15:49:29

Lap	Time of Day	Lap Tm	Diff	S1 Tm	S2 Tm	S3 Tm
11	16:00:18.847	57.917	+0.359	23.220	17.164	17.533
12	16:01:16.586	57.739	+0.181	23.111	17.192	17.436
13	16:02:15.614	59.028	+1.470	24.043	17.427	17.558
14	16:03:13.428	57.814	+0.256	23.299	17.089	17.426
15	16:04:10.986	57.558		23.182	17.019	17.357
16	16:05:08.792	57.806	+0.248	23.058	17.249	17.499

(143) Tehmur CHOCHAN

1	15:50:33.032	1:02.489	+4.843	26.318	18.263	17.908
2	15:51:32.119	59.087	+1.441	23.664	17.624	17.799
3	15:52:30.847	58.728	+1.082	23.499	17.522	17.707
4	15:53:29.274	58.427	+0.781	23.410	17.391	17.626
5	15:54:27.712	58.438	+0.792	23.283	17.378	17.777
6	15:55:26.526	58.814	+1.168	23.612	17.412	17.790
7	15:56:25.394	58.868	+1.222	23.773	17.424	17.671
8	15:57:23.635	58.241	+0.595	23.359	17.264	17.618
9	15:58:21.645	58.010	+0.364	23.219	17.236	17.555
10	15:59:19.721	58.076	+0.430	23.209	17.299	17.568
11	16:00:18.913	59.192	+1.546	23.828	17.573	17.791
12	16:01:16.907	57.994	+0.348	23.284	17.211	17.499
13	16:02:15.412	58.505	+0.859	23.655	17.337	17.513
14	16:03:13.759	58.347	+0.701	23.632	17.258	17.457
15	16:04:11.405	57.646		23.114	17.110	17.422
16	16:05:09.112	57.707	+0.061	23.157	17.119	17.431

(59) Bastien COCHET

1	15:50:34.475	1:03.755	+6.047	26.787	18.618	18.350
2	15:51:34.081	59.606	+1.898	24.092	17.732	17.782
3	15:52:33.180	59.099	+1.391	23.562	17.449	18.088
4	15:53:32.912	59.732	+2.024	24.055	17.909	17.768
5	15:54:31.707	58.795	+1.087	23.547	17.614	17.634
6	15:55:30.239	58.532	+0.824	23.566	17.344	17.632
7	15:56:28.357	58.118	+0.410	23.240	17.270	17.608
8	15:57:26.443	58.086	+0.378	23.202	17.243	17.641
9	15:58:24.586	58.143	+0.435	23.209	17.351	17.583
10	15:59:22.684	58.098	+0.390	23.223	17.289	17.586
11	16:00:20.832	58.148	+0.440	23.210	17.236	17.702
12	16:01:18.689	57.857	+0.149	23.022	17.262	17.573
13	16:02:16.694	58.005	+0.297	23.134	17.344	17.527
14	16:03:14.509	57.815	+0.107	23.074	17.168	17.573
15	16:04:12.217	57.708		23.173	17.077	17.458
16	16:05:10.002	57.785	+0.077	23.087	17.178	17.520

(17) Sebastian ESTNER

1	15:50:35.275	1:04.867	+7.351	26.806	19.253	18.808
2	15:51:35.012	59.737	+2.221	23.857	17.776	18.104
3	15:52:33.890	58.878	+1.362	23.636	17.535	17.707
4	15:53:32.791	58.901	+1.385	23.545	17.618	17.738
5	15:54:31.555	58.764	+1.248	23.572	17.525	17.667
6	15:55:30.064	58.509	+0.993	23.323	17.560	17.626
7	15:56:28.563	58.499	+0.983	23.536	17.379	17.584
8	15:57:26.677	58.114	+0.598	23.383	17.229	17.502
9	15:58:24.853	58.176	+0.660	23.363	17.280	17.533
10	15:59:22.800	57.947	+0.431	23.287	17.170	17.490
11	16:00:20.899	58.099	+0.583	23.369	17.230	17.500
12	16:01:18.863	57.964	+0.448	23.278	17.191	17.495
13	16:02:16.829	57.966	+0.450	23.224	17.276	17.466
14	16:03:15.244	58.415	+0.899	23.692	17.232	17.491
15	16:04:12.891	57.647	+0.131	23.131	17.100	17.416
16	16:05:10.407	57.516		23.046	17.097	17.373

(5) Iljan BRUYNSEELS (R)

1	15:50:35.286	1:04.214	+6.609	26.779	18.701	18.734
2	15:51:35.784	1:00.498	+2.893	24.149	17.776	18.573
3	15:52:35.923	1:00.139	+2.534	24.051	18.435	17.653
4	15:53:35.980	1:00.057	+2.452	23.458	17.748	18.851

5	15:54:34.396	58.416	+0.811	23.576	17.278	17.562
6	15:55:32.616	58.220	+0.615	23.351	17.353	17.516
7	15:56:30.703	58.087	+0.482	23.279	17.309	17.499
8	15:57:28.784	58.081	+0.476	23.315	17.311	17.455
9	15:58:26.561	57.777	+0.172	23.160	17.186	17.431
10	15:59:24.456	57.895	+0.290	23.252	17.227	17.416
11	16:00:22.319	57.863	+0.258	23.200	17.146	17.517
12	16:01:20.012	57.693	+0.088	23.048	17.165	17.480
13	16:02:17.637	57.625	+0.020	23.075	17.135	17.415
14	16:03:15.385	57.748	+0.143	23.125	17.158	17.465
15	16:04:13.113	57.728	+0.123	23.112	17.229	17.387
16	16:05:10.718	57.605		23.088	17.150	17.367

(33) Andre WALTER

1	15:50:33.267	1:02.694	+4.865	26.255	18.450	17.989
2	15:51:33.728	1:00.461	+2.632	23.732	18.521	18.208
3	15:52:33.085	59.357	+1.528	23.667	17.543	18.147
4	15:53:32.072	58.987	+1.158	23.556	17.620	17.811
5	15:54:31.451	59.379	+1.550	24.112	17.492	17.775
6	15:55:30.880	59.429	+1.600	24.162	17.598	17.669
7	15:56:29.084	58.204	+0.375	23.292	17.344	17.568
8	15:57:27.271	58.187	+0.358	23.214	17.428	17.545
9	15:58:25.264	57.993	+0.164	23.171	17.272	17.550
10	15:59:23.374	58.110	+0.281	23.181	17.371	17.558
11	16:00:21.391	58.017	+0.188	23.245	17.254	17.518
12	16:01:19.244	57.853	+0.024	23.072	17.291	17.490
13	16:02:17.399	58.155	+0.326	23.379	17.291	17.485
14	16:03:15.924	58.525	+0.696	23.675	17.301	17.549
15	16:04:13.753	57.829		23.178	17.177	17.474
16	16:05:11.669	57.916	+0.087	23.204	17.201	17.511

(116) Szabo BOLDIZSAR

1	15:50:34.297	1:03.990	+6.156	26.830	18.816	18.344
2	15:51:35.611	1:01.314	+3.480	24.453	18.054	18.807
3	15:52:34.577	58.966	+1.132	23.688	17.536	17.742
4	15:53:33.379	58.802	+0.968	23.569	17.524	17.709
5	15:54:32.157	58.778	+0.944	23.551	17.525	17.702
6	15:55:31.110	58.953	+1.119	23.581	17.764	17.608
7	15:56:29.400	58.290	+0.456	23.282	17.403	17.605
8	15:57:27.672	58.272	+0.438	23.332	17.388	17.552
9	15:58:26.129	58.457	+0.623	23.179	17.331	17.947
10	15:59:24.341	58.212	+0.378	23.280	17.334	17.598
11	16:00:22.747	58.406	+0.572	23.574	17.276	17.556
12	16:01:20.749	58.002	+0.168	23.263	17.183	17.556
13	16:02:18.772	58.023	+0.189	23.240	17.269	17.514
14	16:03:16.724	57.952	+0.118	23.205	17.151	17.596
15	16:04:14.558	57.834		23.173	17.235	17.426
16	16:05:12.404	57.846	+0.012	23.024	17.213	17.609

(199) Mads Riis

1	15:50:35.511	1:04.427	+6.428	27.374	18.413	18.640
2	15:51:36.304	1:00.793	+2.794	24.967	17.809	18.017
3	15:52:36.291	59.987	+1.988	23.938	18.288	17.761
4	15:53:36.047	59.756	+1.757	23.554	17.617	18.585
5	15:54:34.757	58.710	+0.711	23.700	17.364	17.646
6	15:55:33.237	58.480	+0.481	23.408	17.459	17.613
7	15:56:31.553	58.316	+0.317	23.346	17.387	17.583
8	15:57:29.683	58.130	+0.131	23.342	17.274	17.514
9	15:58:27.819	58.136	+0.137	23.220	17.260	17.656
10	15:59:25.976	58.157	+0.158	23.281	17.280	17.596
11	16:00:24.329	58.353	+0.354	23.363	17.304	17.686
12	16:01:22.392	58.063	+0.064	23.214	17.288	17.561
13	16:02:20.481	58.089	+0.090	23.323	17.225	17.541
14	16:03:18.545	58.064	+0.065	23.250	17.257	17.557
15	16:04:16.583	58.038	+0.039	23.230	17.260	17.548
16	16:05:14.582	57.999		23.252	17.235	17.512



BNL KARTING SERIES Round-1

Junior Max

Genk 1,360 Km

Finale 2 Day 1

07.05.2016 15:45

Race (16 Laps) started at 15:49:29

Lap	Time of Day	Lap Tm	Diff	S1 Tm	S2 Tm	S3 Tm	Lap	Time of Day	Lap Tm	Diff	S1 Tm	S2 Tm	S3 Tm
(99) Dennis SIEMENS													
1	15:50:35.348	1:04.698	+7.094	27.967	18.559	18.172	11	16:00:46.732	57.963	+0.158	23.326	17.114	17.523
2	15:51:35.911	1:00.563	+2.959	24.282	17.793	18.488	12	16:01:44.751	58.019	+0.214	23.251	17.238	17.530
3	15:52:35.782	59.871	+2.267	24.008	18.085	17.778	13	16:02:42.792	58.041	+0.236	23.308	17.214	17.519
4	15:53:35.768	59.986	+2.382	23.428	17.992	18.566	14	16:03:40.899	58.107	+0.302	23.444	17.182	17.481
5	15:54:34.146	58.378	+0.774	23.339	17.455	17.584	15	16:04:38.704	57.805		23.150	17.239	17.416
6	15:55:32.175	58.029	+0.425	23.227	17.342	17.460	16	16:05:37.876	59.172	+1.367	23.553	18.006	17.613
7	15:56:30.121	57.946	+0.342	23.150	17.303	17.493	(1) Boyd BAANEN						
8	15:57:28.055	57.934	+0.330	23.236	17.273	17.425	1	15:50:35.747	1:04.748	+5.084	28.668	17.945	18.135
9	15:58:26.008	57.953	+0.349	23.131	17.222	17.600	2	15:51:37.236	1:01.489	+1.825	24.722	18.689	18.078
10	15:59:23.812	57.804	+0.200	23.118	17.231	17.455	3	15:52:36.941	59.705	+0.041	23.999	17.714	17.992
11	16:00:21.587	57.775	+0.171	23.021	17.224	17.530	4	15:53:36.717	59.776	+0.112	24.006	17.803	17.967
12	16:01:19.340	57.753	+0.149	23.056	17.229	17.468	5	15:54:36.875	1:00.158	+0.494	23.953	18.246	17.959
13	16:02:16.949	57.609	+0.005	23.009	17.172	17.428	6	15:55:36.539	59.664		23.975	17.661	18.028
14	16:03:14.877	57.928	+0.324	23.160	17.253	17.515	7	15:56:36.328	59.789	+0.125	24.244	17.740	17.805
15	16:04:12.481	57.604		23.015	17.193	17.396	8	15:57:37.034	1:00.706	+1.042	23.911	18.614	18.181
16	16:05:10.186	57.705	+0.101	23.094	17.194	17.417	9	15:58:37.108	1:00.074	+0.410	23.999	17.792	18.283
(39) Dirk-Laurenc SEIFRIED													
1	15:50:47.105	1:15.865	+18.391	40.281	17.757	17.827	10	15:59:37.030	59.922	+0.258	24.300	17.662	17.960
2	15:51:46.038	58.933	+1.459	23.622	17.578	17.733	11	16:00:36.989	59.959	+0.295	24.072	17.664	18.223
3	15:52:44.492	58.454	+0.980	23.422	17.463	17.569	12	16:01:37.063	1:00.074	+0.410	24.101	17.741	18.232
4	15:53:42.828	58.336	+0.862	23.364	17.407	17.565	13	16:02:37.048	59.985	+0.321	24.272	17.753	17.960
5	15:54:41.255	58.427	+0.953	23.435	17.319	17.673	14	16:03:38.487	1:01.439	+1.775	24.815	18.670	17.954
6	15:55:39.293	58.038	+0.564	23.249	17.224	17.565	15	16:04:38.195	59.708	+0.044	23.798	17.998	17.912
7	15:56:37.210	57.917	+0.443	23.259	17.226	17.432	16	16:05:38.956	1:00.761	+1.097	24.031	18.622	18.108
8	15:57:35.138	57.928	+0.454	23.185	17.270	17.473	(47) Colin CARESANI						
9	15:58:32.897	57.759	+0.285	23.215	17.117	17.427	1	15:50:57.232	1:26.466	+28.073	50.089	18.096	18.281
10	15:59:30.625	57.728	+0.254	23.181	17.087	17.460	2	15:51:57.353	1:00.121	+1.728	24.031	18.027	18.063
11	16:00:28.394	57.769	+0.295	23.178	17.140	17.451	3	15:52:57.092	59.739	+1.346	23.958	17.860	17.921
12	16:01:26.310	57.916	+0.442	23.271	17.199	17.446	4	15:53:56.456	59.364	+0.971	23.821	17.628	17.915
13	16:02:24.060	57.750	+0.276	23.088	17.137	17.525	5	15:54:55.808	59.352	+0.959	23.747	17.655	17.950
14	16:03:21.775	57.715	+0.241	23.155	17.043	17.517	6	15:55:54.911	59.103	+0.710	23.736	17.537	17.830
15	16:04:19.360	57.585	+0.111	23.106	17.095	17.384	7	15:56:53.716	58.805	+0.412	23.538	17.541	17.726
16	16:05:16.834	57.474		23.011	17.063	17.400	8	15:57:52.487	58.771	+0.378	23.483	17.435	17.853
(12) Xander PRZYBYLAK													
1	15:50:46.173	1:15.279	+17.543	39.522	17.855	17.902	9	15:58:51.570	59.083	+0.690	23.809	17.530	17.744
2	15:51:45.416	59.243	+1.507	23.818	17.613	17.812	10	15:59:50.202	58.632	+0.239	23.432	17.382	17.818
3	15:52:44.204	58.788	+1.052	23.586	17.472	17.730	11	16:00:48.833	58.631	+0.238	23.506	17.475	17.650
4	15:53:42.646	58.442	+0.706	23.449	17.338	17.655	12	16:01:47.299	58.466	+0.073	23.341	17.416	17.709
5	15:54:41.440	58.794	+1.058	23.759	17.398	17.637	13	16:02:45.692	58.393		23.381	17.366	17.646
6	15:55:39.712	58.272	+0.536	23.474	17.285	17.513	14	16:03:44.166	58.474	+0.081	23.450	17.349	17.675
7	15:56:37.620	57.908	+0.172	23.195	17.256	17.457	15	16:04:42.634	58.468	+0.075	23.486	17.392	17.590
8	15:57:35.806	58.186	+0.450	23.213	17.486	17.487	16	16:05:41.124	58.490	+0.097	23.465	17.342	17.683
9	15:58:33.790	57.984	+0.248	23.263	17.197	17.524	(43) Jop RAPPANGE						
10	15:59:31.847	58.057	+0.321	23.298	17.181	17.578	1	15:50:59.341	1:28.852	+31.047	52.081	18.347	18.424
11	16:00:30.026	58.179	+0.443	23.378	17.181	17.620	2	15:51:59.781	1:00.440	+2.635	24.286	18.047	18.107
12	16:01:27.999	57.973	+0.237	23.229	17.176	17.568	3	15:52:59.492	59.711	+1.906	23.880	17.865	17.966
13	16:02:25.895	57.896	+0.160	23.179	17.141	17.576	4	15:53:58.756	59.264	+1.459	23.832	17.550	17.882
14	16:03:24.038	58.143	+0.407	23.334	17.235	17.574	5	15:54:57.525	58.769	+0.964	23.608	17.448	17.713
15	16:04:21.820	57.782	+0.046	23.200	17.137	17.445	6	15:55:56.207	58.682	+0.877	23.598	17.406	17.678
16	16:05:19.556	57.736		23.138	17.141	17.457	7	15:56:54.429	58.222	+0.417	23.313	17.301	17.608
							8	15:57:52.515	58.086	+0.281	23.296	17.222	17.568
							9	15:58:50.690	58.175	+0.370	23.418	17.156	17.601
							10	15:59:48.769	58.079	+0.274	23.230	17.209	17.640



BNL KARTING SERIES Round-1
Track: Genk
Dayresult - JUNIOR MAX / 07.05.16

Pos	No.	Name Entrant	Chassis Nat	Pos Quali	R1 Pts.	R2 Pts.	Points Total
1	78	Leroy JAGESAR TKP KARTING	FA Kart NLD	4	55	55	110
2	18	Mark Kimber Strawberry Racing	Tonykart GBR	1	52	52	104
3	16	Glenn VAN BERLO VAN BERLO MARCEL	Tonykart NLD	14	50	50	100
4	69	Jenson BUTTERFIELD Strawberry Racing	Tonykart GBR	3	48	48	96
5	38	Tom CANNING KR Sport	Kosmic GBR	8	46	49	95
6	13	Tijmen VAN DER HELM (R) TKP KARTING	FA Kart NLD	2	47	46	93
7	37	Pepijn KRAAIJEVELD (R) KRAAYEVELD PA	Tonykart NLD	16	45	47	92
8	26	Zsombor Kovacs KMS	Birel HUN	9	43	45	88
9	74	Nick CUPPENS (R) DAEMS RACING TEAM	Tonykart BEL	6	44	41	85
10	15	Joe PHILIPS Philips Joe	Kosmic GBR	20	38	44	82
11	131	Thom NELISSEN (R) NELISSEN MARTIJN	PCR BEL	17	41	39	80
12	19	Luna BLOEM Bloem Rene	Tonykart NLD	22	40	40	80
13	143	Tehmur CHOHAN Paul Konings Racing	UAE	29	36	37	73
14	17	Sebastian ESTNER RS-COMPETITION	Tonykart DEU	18	37	35	72
15	116	Szabo BOLDIZSAR PRO KART TEAM HUNG	Kosmic HUN	25	39	32	71
16	23	Xavier HANDSAEME (R) HANDSAEME XAVIER	Tonykart BEL	10	28	42	70
17	44	Senna WALSTIJN [R] G. Arts	Tonykart NLD	5	25	43	68
18	55	Rüben Delsarte Montfoort Motorsports	Kosmic NLD	15	42	24	66
19	33	Andre WALTER KART PERFORMANCE RACING	Flandria DEU	28	33	33	66

These results are provisional until the conclusion of any judicial and technical matters

Racedirector Wim Hallers

Timekeeping Julia Jäger

Steward Kris Lambrecht

Scrutineer Paul Klaassen

posted:

printed: 07.05.2016 18:37



BNL KARTING SERIES Round-1
Track: Genk
Dayresult - JUNIOR MAX / 07.05.16

Pos	No.	Name Entrant	Nat Chassis	Pos Quali	R1 Pts.	R2 Pts.	Points Total
20	59	Bastien COCHET LECOMTE F	Kosmic FRA	30	29	36	65
21	5	Ilian BRUYNSEELS (R) BRUYNSEELS HARRY	FA Kart BEL	13	30	34	64
22	24	Jasin FERATI (R) SPIRIT RACING	Kosmic CHE	19	24	38	62
23	43	Jop RAPPANGE TKP KARTING	Tonykart NLD	26	35	27	62
24	99	Dennis SIEMENS RS-COMPETITION	FA Kart DEU	23	31	30	61
25	47	Colin CARESANI TKP KARTING	NLD	24	34	25	59
26	1	Boyd BAANEN M.C. BAANEN	EVO NLD	31	32	26	58
27	39	Dirk-Laurenc SEIFRIED TKP KARTING	FA Kart DEU	7	26	29	55
28	12	Xander PRZYBYLAK SPALANCA MARIA	Tonykart BEL	11	27	28	55
29	96	Joe Turney James Turney	Kosmic GBR	12	49	-	49
30	199	Mads Riis TKP KARTING	Tonykart DEU	27	0	31	31
31	62	Tyler SULLIVAN Tooley Motorsport	Tonykart GBR	21	0	-	0
32	64	Oliver CALDWELL KR Sport	Kosmic GBR	32	0	-	0

These results are provisional until the conclusion of any judicial and technical matters

Racedirector Wim Hallers

Timekeeping Julia Jäger

Steward Kris Lambrecht

Scrutineer Paul Klaassen

posted:

printed: 07.05.2016 18:37