



KICK OFF - GENK - 2016

5. DD2

Genk 1,360 Km

DD2 WarmUp

13.03.2016 10:00

Practice (8:00 Time) started at 10:00:07

Pos	No.	Name	Class	Nat.	Best Tm	Diff	km/h	In Lap
1	621	Fabio STEGER	DD2	BEL	54.826		89,301	7
2	609	Kevin LÜDL	DD2	CHF	54.930	0.104	89,132	4
3	611	Constantin SCHOELL	DD2	AUT	54.963	0.137	89,078	7
4	635	Joey ALDERS	DD2	NED	55.003	0.177	89,013	6
5	604	William VAN DER KAAIJ	DD2	NED	55.020	0.194	88,986	7
6	653	Michael COOL	DD2	BEL	55.033	0.207	88,965	5
7	618	Mick WISHOFER	DD2	AUT	55.036	0.210	88,960	6
8	613	Philipp SEEWER	DD2	CHF	55.261	0.435	88,598	5
9	614	Niklas GRÄNZ	DD2	GER	55.351	0.525	88,454	7
10	610	Jordy LIEVENS	DD2	BEL	55.453	0.627	88,291	9
11	650	Tamsin GERMAIN	DD2 MASTER	GBR	55.494	0.668	88,226	5
12	651	Stephen BULL	DD2	GBR	55.680	0.854	87,931	4
13	652	Tim VER ELST	DD2	BEL	55.744	0.918	87,830	8
14	602	Thierry DE JONG	DD2	NED	55.781	0.955	87,772	6
15	616	Marius RAUER	DD2	GER	55.786	0.960	87,764	7
16	627	Andreas LASKARATOS	DD2	GRE	56.037	1.211	87,371	7
17	646	Placido Andrisani	DD2 MASTER	GER	56.078	1.252	87,307	6
18	641	Ronald BILLINGS	DD2 MASTER	GBR	56.203	1.377	87,113	5
19	642	Jamie BILLINGS	DD2	GER	56.669	1.843	86,396	6
20	667	Nico GRIMM	DD2	GER	56.944	2.118	85,979	3
21	612	Martin HENCKEL MORTENSEN	DD2	GER	56.966	2.140	85,946	2
22	630	Maxim SHAPOSHNIKOV	DD2 MASTER	RUS	57.142	2.316	85,681	5
23	644	Clive BILLINGS	DD2 MASTER	GBR	57.415	2.589	85,274	8
24	686	Giel BRONDER	DD2	NED	1:00.774	5.948	80,561	2
25	633	Michel BIFFIGER	DD2	AUT	1:01.873	7.047	79,130	3
26	666	Richard JUT	DD2 MASTER	NED	1:12.083	17.257	67,922	1
27	611A	Dennis KROES	DD2 MASTER	NED	1:18.853	24.027	62,090	1



KICK OFF - GENK - 2016

5. DD2

Genk 1,360 Km

DD2 WarmUp

13.03.2016 10:00

Practice (8:00 Time) started at 10:00:07

Lap	Time of Day	Lap Tm	Diff	S1 Tm	S2 Tm	S3 Tm	Lap	Time of Day	Lap Tm	Diff	S1 Tm	S2 Tm	S3 Tm
(621) Fabio STEGER							(613) Philipp SEEWER						
1	10:01:32.644	1:04.872	+10.046	27.053	19.590	18.229	1	10:01:32.750	1:06.485	+11.224	27.652	20.160	18.673
2	10:02:30.050	57.406	+2.580	22.426	18.097	16.883	2	10:02:29.603	56.853	+1.592	22.080	17.665	17.108
3	10:03:25.974	55.924	+1.098	21.403	17.680	16.841	3	10:03:25.440	55.837	+0.576	21.242	17.724	16.871
4	10:04:21.552	55.578	+0.752	21.343	17.589	16.646	4	10:04:21.067	55.627	+0.366	21.364	17.544	16.719
5	10:05:16.609	55.057	+0.231	21.092	17.500	16.465	5	10:05:16.328	55.261		21.180	17.413	16.668
6	10:06:11.595	54.986	+0.160	21.028	17.452	16.506	6	10:06:12.462	56.134	+0.873	21.771	17.566	16.797
7	10:07:06.421	54.826		20.989	17.433	16.404	(614) Niklas GRÄNZ						
8	10:08:01.475	55.054	+0.228	21.102	17.484	16.468	1	10:01:25.039	1:05.294	+9.943	28.257	19.649	17.388
(609) Kevin LÜDL							2	10:02:21.832	56.793	+1.442	22.011	17.885	16.897
1	10:01:30.652	1:03.631	+8.701	26.915	19.382	17.334	3	10:03:17.645	55.813	+0.462	21.414	17.605	16.794
2	10:02:27.621	56.969	+2.039	21.833	18.141	16.995	4	10:04:13.127	55.482	+0.131	21.165	17.622	16.695
3	10:03:22.927	55.306	+0.376	21.219	17.499	16.588	5	10:05:09.027	55.900	+0.549	21.170	17.578	17.152
4	10:04:17.857	54.930		20.995	17.436	16.499	6	10:06:04.674	55.647	+0.296	21.350	17.661	16.636
5	10:05:12.960	55.103	+0.173	21.198	17.427	16.478	7	10:07:00.025	55.351		21.084	17.625	16.642
6	10:06:08.058	55.098	+0.168	21.047	17.429	16.622	8	10:07:55.703	55.678	+0.327	21.297	17.571	16.810
7	10:07:03.181	55.123	+0.193	21.019	17.543	16.561	9	10:08:51.118	55.415	+0.064	21.094	17.616	16.705
(611) Constantin SCHOELL							(610) Jordy LIEVENS						
1	10:01:52.723	1:01.434	+6.471	25.688	18.718	17.028	1	10:01:24.464	1:03.173	+7.720	26.532	19.123	17.518
2	10:02:50.111	57.388	+2.425	22.946	17.753	16.689	2	10:02:21.707	57.243	+1.790	22.034	18.188	17.021
3	10:03:45.322	55.211	+0.248	21.141	17.497	16.573	3	10:03:17.776	56.069	+0.616	21.629	17.647	16.793
4	10:04:40.358	55.036	+0.073	21.058	17.428	16.550	4	10:04:13.377	55.601	+0.148	21.298	17.600	16.703
5	10:05:35.370	55.012	+0.049	21.093	17.456	16.463	5	10:05:08.932	55.555	+0.102	21.187	17.626	16.742
6	10:06:30.370	55.000	+0.037	20.954	17.388	16.658	6	10:06:04.427	55.495	+0.042	21.176	17.567	16.752
7	10:07:25.333	54.963		20.989	17.431	16.543	7	10:06:59.911	55.484	+0.031	21.178	17.518	16.788
8	10:08:20.299	54.966	+0.003	21.041	17.428	16.497	8	10:07:55.888	55.977	+0.524	21.664	17.557	16.756
(635) Joey ALDERS							(650) Tamsin GERMAIN						
1	10:01:36.642	1:04.210	+9.207	27.485	19.205	17.520	1	10:01:33.314	1:11.783	+16.289	31.898	20.549	19.336
2	10:02:33.127	56.485	+1.482	21.705	17.955	16.825	2	10:02:30.914	57.600	+2.106	22.311	18.181	17.108
3	10:03:28.871	55.744	+0.741	21.548	17.509	16.687	3	10:03:26.868	55.954	+0.460	21.458	17.789	16.707
4	10:04:24.256	55.385	+0.382	21.115	17.591	16.679	4	10:04:23.227	56.359	+0.865	21.495	17.946	16.918
5	10:05:19.400	55.144	+0.141	21.103	17.454	16.587	5	10:05:18.721	55.494		21.221	17.587	16.686
6	10:06:14.403	55.003		20.958	17.422	16.623	6	10:06:14.274	55.553	+0.059	21.246	17.560	16.747
(604) William VAN DER KAAIJ							(651) Stephen BULL						
1	10:01:28.217	1:07.473	+12.453	29.376	20.087	18.010	1	10:01:30.840	1:04.780	+9.100	27.472	19.533	17.775
2	10:02:26.002	57.785	+2.765	22.508	18.145	17.132	2	10:02:28.029	57.189	+1.509	22.351	17.867	16.971
3	10:03:22.103	56.101	+1.081	21.521	17.773	16.807	3	10:03:24.067	56.038	+0.358	21.561	17.719	16.758
4	10:04:17.613	55.510	+0.490	21.174	17.569	16.767	4	10:04:19.747	55.680		21.322	17.553	16.805
5	10:05:13.487	55.874	+0.854	21.648	17.590	16.636	(652) Tim VER ELST						
6	10:06:08.861	55.374	+0.354	21.047	17.559	16.768	1	10:01:37.981	1:05.234	+9.490	28.055	19.354	17.825
7	10:07:03.881	55.020		20.986	17.454	16.580	2	10:02:36.552	58.571	+2.827	23.157	18.287	17.127
8	10:07:59.138	55.257	+0.237	21.008	17.564	16.685	3	10:03:35.314	58.762	+3.018	23.633	18.255	16.874
9	10:08:54.384	55.246	+0.226	21.005	17.574	16.667	4	10:04:31.921	56.607	+0.863	21.770	17.990	16.847
(653) Michael COOL							(652) Thierry DE JONG						
1	10:01:45.501	1:04.366	+9.333	26.675	19.989	17.702	1	10:01:36.937	1:06.378	+10.597	28.540	19.884	17.954
2	10:02:42.977	57.476	+2.443	22.529	18.148	16.799	2	10:02:35.119	58.182	+2.401	22.758	18.240	17.184
3	10:03:38.804	55.827	+0.794	21.376	17.690	16.761	3	10:03:31.887	56.768	+0.987	22.058	17.889	16.821
4	10:04:34.248	55.444	+0.411	21.240	17.596	16.608	4	10:04:28.035	56.148	+0.367	21.448	17.796	16.904
5	10:05:29.281	55.033		20.990	17.451	16.592	5	10:05:23.996	55.961	+0.180	21.334	17.787	16.840
6	10:06:25.648	56.367	+1.334	21.799	17.800	16.768	6	10:06:19.777	55.781		21.242	17.751	16.788
7	10:07:23.821	58.173	+3.140	23.664	17.841	16.668	7	10:07:15.659	55.882	+0.101	21.360	17.656	16.866
(618) Mick WISHOFER							(602) Thierry DE JONG						
1	10:03:35.001	1:02.669	+7.633	26.610	18.705	17.354	1	10:01:36.937	1:06.378	+10.597	28.540	19.884	17.954
2	10:04:31.268	56.267	+1.231	21.532	17.862	16.873	2	10:02:35.119	58.182	+2.401	22.758	18.240	17.184
3	10:05:27.266	55.998	+0.962	21.339	17.807	16.852	3	10:03:31.887	56.768	+0.987	22.058	17.889	16.821
4	10:06:22.631	55.365	+0.329	21.105	17.567	16.693	4	10:04:28.035	56.148	+0.367	21.448	17.796	16.904
5	10:07:18.114	55.483	+0.447	21.040	17.722	16.721	5	10:05:23.996	55.961	+0.180	21.334	17.787	16.840
6	10:08:13.150	55.036		21.042	17.469	16.525	6	10:06:19.777	55.781		21.242	17.751	16.788
							7	10:07:15.659	55.882	+0.101	21.360	17.656	16.866
							8	10:08:11.532	55.873	+0.092	21.395	17.689	16.789

Chief of Timing & Scoring: Gert Nijis

Orbits

Race Director: Wim Hallers

With reservation SC/TC

Published on:

www.mylaps.com

Licensed to: MW Race Consulting

Printed: 13.03.2016 10:13:48

Page 1/2



KICK OFF - GENK - 2016

5. DD2

Genk 1,360 Km

DD2 WarmUp

13.03.2016 10:00

Practice (8:00 Time) started at 10:00:07

Lap	Time of Day	Lap Tm	Diff	S1 Tm	S2 Tm	S3 Tm
(616) Marius RAUER						
1	10:01:35.298	1:08.978	+13.192	31.197	19.636	18.145
2	10:02:33.709	58.411	+2.625	22.659	18.455	17.297
3	10:03:35.064	1:01.355	+5.569	25.380	18.731	17.244
4	10:04:32.540	57.476	+1.690	21.800	18.672	17.004
5	10:05:28.647	56.107	+0.321	21.402	17.879	16.826
6	10:06:24.626	55.979	+0.193	21.342	17.827	16.810
7	10:07:20.412	55.786		21.278	17.750	16.758
8	10:08:16.205	55.793	+0.007	21.239	17.773	16.781

Lap	Time of Day	Lap Tm	Diff	S1 Tm	S2 Tm	S3 Tm
1	10:01:37.822	1:08.950	+11.535	29.967	20.703	18.280
2	10:02:37.869	1:00.047	+2.632	23.682	18.735	17.630
3	10:03:36.492	58.623	+1.208	22.793	18.427	17.403
4	10:04:35.150	58.658	+1.243	22.310	18.795	17.553
5	10:05:32.732	57.582	+0.167	22.084	18.153	17.345
6	10:06:30.308	57.576	+0.161	22.078	18.252	17.246
7	10:07:27.913	57.605	+0.190	22.223	18.113	17.269
8	10:08:25.328	57.415		21.854	18.304	17.257

(627) Andreas LASKARATOS						
1	10:01:23.942	1:05.473	+9.436	27.699	19.756	18.018
2	10:02:22.273	58.331	+2.294	22.347	18.596	17.388
3	10:03:18.873	56.600	+0.563	21.723	17.885	16.992
4	10:04:15.348	56.475	+0.438	21.584	17.880	17.011
5	10:05:12.622	57.274	+1.237	22.459	17.900	16.915
6	10:06:08.941	56.319	+0.282	21.502	17.823	16.994
7	10:07:04.978	56.037		21.463	17.765	16.809
8	10:08:01.123	56.145	+0.108	21.460	17.813	16.872

(686) Giel BRONDER						
1	10:01:42.799	1:09.687	+8.913	31.540	20.124	18.023
2	10:02:43.573	1:00.774		24.864	18.663	17.247

(633) Michel BIFFIGER						
1	10:01:34.654	1:07.427	+5.554	27.548	20.142	19.737
2	10:03:47.704	2:13.050	+1:11.177	29.178	20.637	1:23.235
3	10:04:49.577	1:01.873		23.650	19.258	18.965

(666) Richard JUT						
1	10:01:42.111	1:12.083		30.777	21.869	19.437

(646) Placido Andrisani						
1	10:01:42.189	1:10.279	+14.201	29.332	21.608	19.339
2	10:02:40.099	57.910	+1.832	22.453	18.348	17.109
3	10:03:37.364	57.265	+1.187	21.896	18.185	17.184
4	10:04:33.972	56.608	+0.530	21.558	18.029	17.021
5	10:05:30.463	56.491	+0.413	21.795	17.813	16.883
6	10:06:26.541	56.078		21.348	17.867	16.863

(611A) Dennis KROES						
1	10:01:51.387	1:18.853		32.867	23.887	22.099

(641) Ronald BILLINGS						
1	10:01:36.630	1:08.211	+12.008	29.619	20.229	18.363
2	10:02:35.748	59.118	+2.915	23.116	18.679	17.323
3	10:04:45.496	2:09.748	+1:13.545	1:29.220	22.740	17.788
4	10:05:42.271	56.775	+0.572	21.945	17.918	16.912
5	10:06:38.474	56.203		21.545	17.776	16.882
6	10:07:34.941	56.467	+0.264	21.556	17.880	17.031
7	10:08:31.274	56.333	+0.130	21.630	17.785	16.918

(642) Jamie BILLINGS						
1	10:01:30.952	1:10.837	+14.168	30.047	22.040	18.750
2	10:02:34.696	1:03.744	+7.075	25.541	20.266	17.937
3	10:03:39.045	1:04.349	+7.680	26.787	20.137	17.425
4	10:04:37.369	58.324	+1.655	21.982	18.392	17.950
5	10:05:34.168	56.799	+0.130	21.984	17.956	16.859
6	10:06:30.837	56.669		21.484	17.762	17.423

(667) Nico GRIMM						
1	10:01:29.305	1:07.473	+10.529	29.058	20.182	18.233
2	10:02:28.315	59.010	+2.066	22.965	18.698	17.347
3	10:03:25.259	56.944		21.966	18.037	16.941
4	10:04:22.227	56.968	+0.024	21.984	18.087	16.897

(612) Martin HENCKEL MORTENSEN						
1	10:01:59.419	1:04.886	+7.920	27.940	19.280	17.666
2	10:02:56.385	56.966		22.103	17.925	16.938

(630) Maxim SHAPOSHNIKOV						
1	10:01:29.424	1:05.744	+8.602	27.292	20.311	18.141
2	10:02:27.848	58.424	+1.282	22.553	18.337	17.534
3	10:03:26.185	58.337	+1.195	22.271	18.359	17.707
4	10:04:23.710	57.525	+0.383	21.953	18.281	17.291
5	10:05:20.852	57.142		22.135	17.940	17.067
6	10:06:18.129	57.277	+0.135	22.059	17.975	17.243
7	10:07:15.722	57.593	+0.451	22.190	18.226	17.177
8	10:08:13.025	57.303	+0.161	22.063	18.117	17.123

(644) Clive BILLINGS						
-----------------------------	--	--	--	--	--	--

Chief of Timing & Scoring: Gert Nijis

Orbits

Race Director: Wim Hallers

With reservation SC/TC

Published on:

www.mylaps.com

Licensed to: MW Race Consulting


KICK OFF - GENK - 2016

5. DD2

Genk 1,360 Km

DD2 Quali

13.03.2016 11:12

Qualifying (8:00 Time) started at 11:12:07

Pos	No.	Name	Class	Nat.	Best Tm	Diff	km/h	In Lap
1	609	Kevin LÜDL	DD2	CHF	54.146		90,422	5
2	612	Martin HENCKEL MORTENSEN	DD2	GER	54.251	0.105	90,247	4
3	691	Constantin SCHOELL	DD2	AUT	54.314	0.168	90,143	5
4	653	Michael COOL	DD2	BEL	54.317	0.171	90,138	5
5	613	Philipp SEEWER	DD2	CHF	54.353	0.207	90,078	5
6	635	Joey ALDERS	DD2	NED	54.434	0.288	89,944	5
7	614	Niklas GRÄNZ	DD2	GER	54.535	0.389	89,777	6
8	610	Jordy LIEVENS	DD2	BEL	54.582	0.436	89,700	6
9	618	Mick WISHOFER	DD2	AUT	54.584	0.438	89,697	6
10	651	Stephen BULL	DD2	GBR	54.594	0.448	89,680	4
11	604	William VAN DER KAAIJ	DD2	NED	54.667	0.521	89,560	5
12	621	Fabio STEGER	DD2	BEL	54.710	0.564	89,490	6
13	650	Tamsin GERMAIN	DD2 MASTER	GBR	54.833	0.687	89,289	5
14	686	Giel BRONDER	DD2	NED	54.848	0.702	89,265	5
15	633	Michel BIFFIGER	DD2	AUT	54.873	0.727	89,224	7
16	642	Jamie BILLINGS	DD2	GER	54.991	0.845	89,033	6
17	667	Nico GRIMM	DD2	GER	55.105	0.959	88,849	5
18	611	Dennis KROES	DD2 MASTER	NED	55.247	1.101	88,620	6
19	602	Thierry DE JONG	DD2	NED	55.250	1.104	88,615	5
20	641	Ronald BILLINGS	DD2 MASTER	GBR	55.354	1.208	88,449	6
21	646	Placido Andrisani	DD2 MASTER	GER	55.360	1.214	88,439	7
22	616	Marius RAUER	DD2	GER	55.377	1.231	88,412	5
23	627	Andreas LASKARATOS	DD2	GRE	55.378	1.232	88,411	5
24	652	Tim VER ELST	DD2	BEL	55.446	1.300	88,302	7
25	666	Richard JUT	DD2 MASTER	NED	55.484	1.338	88,242	7
26	630	Maxim SHAPOSHNIKOV	DD2 MASTER	RUS	56.633	2.487	86,451	7
27	644	Clive BILLINGS	DD2 MASTER	GBR	56.716	2.570	86,325	4

KICK OFF - GENK - 2016

5. DD2

Genk 1,360 Km

DD2 Quali

13.03.2016 11:12

Qualifying (8:00 Time) started at 11:12:07

Lap	Time of Day	Lap Tm	Diff	S1 Tm	S2 Tm	S3 Tm	Lap	Time of Day	Lap Tm	Diff	S1 Tm	S2 Tm	S3 Tm
(609) Kevin LÜDL							2	11:15:06.300	56.964	+2.382	22.200	17.892	16.872
1	11:14:51.540	1:03.779	+9.633	27.473	18.986	17.320	3	11:16:01.573	55.273	+0.691	21.171	17.425	16.677
2	11:15:47.378	55.838	+1.692	21.486	17.783	16.569	4	11:16:56.346	54.773	+0.191	20.875	17.322	16.576
3	11:16:41.943	54.565	+0.419	20.940	17.266	16.359	5	11:17:50.956	54.610	+0.028	20.810	17.258	16.542
4	11:17:36.175	54.232	+0.086	20.727	17.153	16.352	6	11:18:45.538	54.582	20.800	17.304	16.478	16.582
5	11:18:30.321	54.146		20.696	17.134	16.316	7	11:19:40.195	54.657	+0.075	20.809	17.266	16.582
6	11:19:24.512	54.191	+0.045	20.688	17.197	16.306	8	11:20:34.927	54.732	+0.150	20.859	17.319	16.554
7	11:20:18.908	54.396	+0.250	20.634	17.244	16.518	(618) Mick WISHOFER						
(612) Martin HENCKEL MORTENSEN							1	11:15:58.322	1:07.381	+12.797	29.094	20.053	18.234
1	11:14:55.527	1:03.711	+9.460	27.375	18.999	17.337	2	11:16:56.921	58.599	+4.015	22.300	18.633	17.666
2	11:15:52.530	57.003	+2.752	22.831	17.592	16.580	3	11:17:52.128	55.207	+0.623	21.274	17.489	16.444
3	11:16:47.027	54.497	+0.246	20.848	17.200	16.449	4	11:18:47.072	54.944	+0.360	20.854	17.577	16.513
4	11:17:41.278	54.251	20.695	17.155	16.401	16.401	5	11:19:41.813	54.741	+0.157	20.923	17.322	16.496
5	11:18:35.839	54.561	+0.310	20.878	17.275	16.408	6	11:20:36.397	54.584	20.640	17.429	16.515	
6	11:19:30.181	54.342	+0.091	20.761	17.172	16.409	(651) Stephen BULL						
7	11:20:24.997	54.816	+0.565	20.840	17.508	16.468	1	11:14:14.010	1:05.303	+10.709	27.989	19.641	17.673
(691) Constantin SCHOELL							2	11:15:10.966	56.956	+2.362	22.303	17.868	16.785
1	11:14:45.514	1:03.962	+9.648	27.196	19.224	17.542	3	11:16:06.011	55.045	+0.451	21.190	17.340	16.515
2	11:15:41.981	56.467	+2.153	21.917	17.845	16.705	4	11:17:00.605	54.594		20.939	17.260	16.395
3	11:16:37.069	55.088	+0.774	21.066	17.381	16.641	5	11:17:55.303	54.698	+0.104	21.004	17.269	16.425
4	11:17:31.622	54.553	+0.239	20.878	17.286	16.389	6	11:18:49.948	54.645	+0.051	20.816	17.307	16.522
5	11:18:25.936	54.314		20.745	17.253	16.316	7	11:19:44.606	54.658	+0.064	20.852	17.331	16.475
6	11:19:20.337	54.401	+0.087	20.620	17.346	16.435	8	11:20:39.472	54.866	+0.272	20.853	17.428	16.585
7	11:20:14.736	54.399	+0.085	20.702	17.252	16.445	(604) William VAN DER KAAIJ						
(653) Michael COOL							1	11:14:50.593	1:06.056	+11.389	28.292	19.645	18.119
1	11:15:02.432	1:08.342	+14.025	29.405	20.962	17.975	2	11:15:48.166	57.573	+2.906	22.087	18.444	17.042
2	11:16:03.630	1:01.198	+6.881	22.290	17.826	21.082	3	11:16:43.527	55.361	+0.694	21.259	17.483	16.619
3	11:17:00.431	56.801	+2.484	22.755	17.434	16.612	4	11:17:38.398	54.871	+0.204	20.950	17.357	16.564
4	11:17:56.368	55.937	+1.620	22.092	17.336	16.509	5	11:18:33.065	54.667		20.859	17.269	16.539
5	11:18:50.685	54.317		20.704	17.221	16.392	6	11:19:27.769	54.704	+0.037	20.842	17.298	16.564
6	11:19:45.079	54.394	+0.077	20.712	17.294	16.388	(621) Fabio STEGER						
7	11:20:39.529	54.450	+0.133	20.695	17.282	16.473	1	11:14:32.933	1:06.485	+11.775	28.705	19.837	17.943
(613) Philipp SEEWER							2	11:15:30.483	57.550	+2.840	22.485	17.998	17.067
1	11:14:51.696	1:02.521	+8.168	26.389	18.920	17.212	3	11:16:25.987	55.504	+0.794	21.321	17.603	16.580
2	11:15:47.668	55.972	+1.619	21.698	17.652	16.622	4	11:17:21.006	55.019	+0.309	21.139	17.409	16.471
3	11:16:42.279	54.611	+0.258	20.982	17.294	16.335	5	11:18:15.916	54.910	+0.200	20.988	17.443	16.479
4	11:17:36.783	54.504	+0.151	20.879	17.223	16.402	6	11:19:10.626	54.710	20.889	17.336	16.485	
5	11:18:31.136	54.353	20.818	17.113	16.422	16.431	7	11:20:05.417	54.791	+0.081	20.908	17.278	16.605
6	11:19:25.735	54.599	+0.246	20.934	17.234	16.431	8	11:21:00.281	54.864	+0.154	21.078	17.321	16.465
7	11:20:20.484	54.749	+0.396	20.863	17.331	16.555	(650) Tamsin GERMAIN						
(635) Joey ALDERS							1	11:14:44.861	1:07.976	+13.143	29.363	20.251	18.362
1	11:14:41.644	1:08.797	+14.363	27.258	21.055	20.484	2	11:15:43.030	58.169	+3.336	22.848	18.239	17.082
2	11:15:41.647	1:00.003	+5.569	23.142	18.978	17.883	3	11:16:38.644	55.614	+0.781	21.489	17.486	16.639
3	11:16:37.856	56.209	+1.775	22.039	17.605	16.565	4	11:17:33.862	55.218	+0.385	21.177	17.447	16.594
4	11:17:32.739	54.883	+0.449	20.894	17.459	16.530	5	11:18:28.695	54.833		21.051	17.258	16.524
5	11:18:27.173	54.434	20.765	17.267	16.402	16.402	6	11:19:23.621	54.926	+0.093	20.934	17.445	16.547
6	11:19:21.742	54.569	+0.135	20.769	17.315	16.485	7	11:20:19.266	55.645	+0.812	20.998	17.581	17.066
7	11:20:16.250	54.508	+0.074	20.745	17.273	16.490	(686) Giel BRONDER						
(614) Niklas GRÄNZ							1	11:14:53.098	1:03.912	+9.064	27.021	19.374	17.517
1	11:14:31.414	1:15.521	+20.986	33.068	22.192	20.261	2	11:15:50.147	57.049	+2.201	22.594	17.709	16.746
2	11:15:38.411	1:06.997	+12.462	26.610	22.859	17.528	3	11:16:45.224	55.077	+0.229	21.088	17.401	16.588
3	11:16:34.322	55.911	+1.376	21.598	17.582	16.731	4	11:17:40.193	54.969	+0.121	21.005	17.336	16.628
4	11:17:29.411	55.089	+0.554	21.039	17.428	16.622	5	11:18:35.041	54.848	20.868	17.339	16.641	
5	11:18:26.562	57.151	+2.616	22.967	17.679	16.505	6	11:19:29.988	54.947	+0.099	20.974	17.339	16.634
6	11:19:21.097	54.535		20.786	17.308	16.441	(633) Michel BIFFIGER						
7	11:20:15.642	54.545	+0.010	20.745	17.336	16.464	1	11:14:33.218	1:06.378	+11.505	28.702	19.813	17.863
(610) Jordy LIEVENS							2	11:15:30.659	57.441	+2.568	22.564	17.984	16.893
1	11:14:09.336	1:05.150	+10.568	26.813	20.120	18.217	3	11:16:26.425	55.766	+0.893	21.378	17.694	16.694
							4	11:17:21.841	55.416	+0.543	21.322	17.472	16.622



KICK OFF - GENK - 2016

5. DD2

Genk 1,360 Km

DD2 Quali

13.03.2016 11:12

Qualifying (8:00 Time) started at 11:12:07

Lap	Time of Day	Lap Tm	Diff	S1 Tm	S2 Tm	S3 Tm
5	11:18:17.123	55.282	+0.409	21.157	17.519	16.606
6	11:19:12.172	55.049	+0.176	21.119	17.412	16.518
7	11:20:07.045	54.873		20.937	17.446	16.490

Lap	Time of Day	Lap Tm	Diff	S1 Tm	S2 Tm	S3 Tm
5	11:19:43.806	55.377		21.122	17.588	16.667
6	11:20:39.301	55.495	+0.118	21.068	17.670	16.757

(642) Jamie BILLINGS

Lap	Time of Day	Lap Tm	Diff	S1 Tm	S2 Tm	S3 Tm
1	11:14:23.089	1:06.677	+11.686	28.894	19.755	18.028
2	11:15:20.352	57.263	+2.272	22.381	18.018	16.864
3	11:16:16.680	56.328	+1.337	21.712	17.837	16.779
4	11:17:12.035	55.355	+0.364	21.092	17.542	16.721
5	11:18:07.180	55.145	+0.154	21.101	17.419	16.625
6	11:19:02.171	54.991		20.987	17.405	16.599
7	11:19:57.610	55.439	+0.448	21.181	17.499	16.759
8	11:20:52.940	55.330	+0.339	21.200	17.512	16.618

(627) Andreas LASKARATOS

Lap	Time of Day	Lap Tm	Diff	S1 Tm	S2 Tm	S3 Tm
1	11:14:10.844	1:05.460	+10.082	27.565	20.043	17.852
2	11:15:07.807	56.963	+1.585	21.979	18.131	16.853
3	11:16:03.508	55.701	+0.323	21.429	17.579	16.693
4	11:16:59.189	55.681	+0.303	21.207	17.699	16.775
5	11:17:54.567	55.378		21.200	17.562	16.616
6	11:18:50.007	55.440	+0.062	21.093	17.613	16.734
7	11:19:45.919	55.912	+0.534	21.252	18.030	16.630
8	11:20:41.562	55.643	+0.265	21.159	17.713	16.771

(667) Nico GRIMM

Lap	Time of Day	Lap Tm	Diff	S1 Tm	S2 Tm	S3 Tm
1	11:14:32.585	1:16.024	+20.919	34.208	22.299	19.517
2	11:15:39.993	1:07.408	+12.303	25.914	23.438	18.056
3	11:16:37.426	57.433	+2.328	22.098	18.146	17.189
4	11:17:33.018	55.592	+0.487	21.167	17.554	16.871
5	11:18:28.123	55.105		21.009	17.523	16.573
6	11:19:23.408	55.285	+0.180	21.182	17.508	16.595
7	11:20:19.587	56.179	+1.074	21.043	17.852	17.284

(652) Tim VER ELST

Lap	Time of Day	Lap Tm	Diff	S1 Tm	S2 Tm	S3 Tm
1	11:14:36.908	1:18.000	+22.554	30.208	29.170	18.622
2	11:15:36.639	59.731	+4.285	22.658	19.701	17.372
3	11:16:33.096	56.457	+1.011	21.743	17.862	16.852
4	11:17:29.094	55.998	+0.552	21.475	17.733	16.790
5	11:18:25.141	56.047	+0.601	21.133	17.982	16.932
6	11:19:20.649	55.508	+0.062	21.111	17.789	16.608
7	11:20:16.095	55.446		21.095	17.707	16.644

(611) Dennis KROES

Lap	Time of Day	Lap Tm	Diff	S1 Tm	S2 Tm	S3 Tm
1	11:14:01.461	1:02.838	+7.591	26.308	18.921	17.609
2	11:14:59.489	58.028	+2.781	22.740	18.232	17.056
3	11:15:56.859	57.370	+2.123	21.586	18.863	16.921
4	11:16:52.615	55.756	+0.509	21.400	17.652	16.704
5	11:17:48.059	55.444	+0.197	21.261	17.588	16.595
6	11:18:43.306	55.247		21.159	17.453	16.635
7	11:19:38.596	55.290	+0.043	21.269	17.445	16.576
8	11:20:33.932	55.336	+0.089	21.230	17.418	16.688

(666) Richard JUT

Lap	Time of Day	Lap Tm	Diff	S1 Tm	S2 Tm	S3 Tm
1	11:14:00.930	1:02.474	+6.990	25.185	19.354	17.935
2	11:14:59.455	58.525	+3.041	22.748	18.333	17.444
3	11:15:57.313	57.858	+2.374	21.905	18.695	17.258
4	11:16:53.473	56.160	+0.676	21.403	17.942	16.815
5	11:17:48.993	55.520	+0.036	21.249	17.560	16.711
6	11:18:44.655	55.662	+0.178	21.238	17.589	16.835
7	11:19:40.139	55.484		21.173	17.576	16.735
8	11:20:35.747	55.608	+0.124	21.278	17.487	16.843

(602) Thierry DE JONG

Lap	Time of Day	Lap Tm	Diff	S1 Tm	S2 Tm	S3 Tm
1	11:14:15.709	1:06.840	+11.590	28.515	20.131	18.194
2	11:15:14.187	58.478	+3.228	23.259	18.363	16.856
3	11:16:09.905	55.718	+0.468	21.405	17.617	16.696
4	11:17:05.214	55.309	+0.059	21.185	17.515	16.609
5	11:18:00.464	55.250		21.104	17.516	16.630
6	11:18:55.875	55.411	+0.161	21.319	17.454	16.638
7	11:19:51.179	55.304	+0.054	21.085	17.599	16.620
8	11:20:46.444	55.265	+0.015	21.040	17.500	16.725

(630) Maxim SHAPOSHNIKOV

Lap	Time of Day	Lap Tm	Diff	S1 Tm	S2 Tm	S3 Tm
1	11:14:19.123	1:11.703	+15.070	29.610	22.799	19.294
2	11:15:19.715	1:00.592	+3.959	23.720	19.125	17.747
3	11:16:17.686	57.971	+1.338	22.266	18.542	17.163
4	11:17:14.806	57.120	+0.487	21.776	18.242	17.102
5	11:18:11.672	56.866	+0.233	21.812	18.081	16.973
6	11:19:08.753	57.081	+0.448	21.817	18.165	17.099
7	11:20:05.386	56.633		21.607	17.974	17.052

(641) Ronald BILLINGS

Lap	Time of Day	Lap Tm	Diff	S1 Tm	S2 Tm	S3 Tm
1	11:14:33.931	1:12.098	+16.744	30.000	21.940	20.158
2	11:15:33.772	59.841	+4.487	23.635	18.828	17.378
3	11:16:30.376	56.604	+1.250	21.836	17.947	16.821
4	11:17:26.189	55.813	+0.459	21.383	17.711	16.719
5	11:18:21.825	55.636	+0.282	21.394	17.515	16.727
6	11:19:17.179	55.354		21.189	17.422	16.743

(644) Clive BILLINGS

Lap	Time of Day	Lap Tm	Diff	S1 Tm	S2 Tm	S3 Tm
1	11:14:34.257	1:11.935	+15.219	29.913	21.883	20.139
2	11:15:34.380	1:00.123	+3.407	23.660	18.891	17.572
3	11:16:31.735	57.355	+0.639	22.020	18.167	17.168
4	11:17:28.451	56.716		21.699	17.972	17.045

(646) Placido Andrisani

Lap	Time of Day	Lap Tm	Diff	S1 Tm	S2 Tm	S3 Tm
1	11:14:18.840	1:08.850	+13.490	29.983	20.381	18.486
2	11:15:17.773	58.933	+3.573	22.884	18.670	17.379
3	11:16:15.908	58.135	+2.775	22.702	18.298	17.135
4	11:17:12.219	56.311	+0.951	21.364	17.833	17.114
5	11:18:07.968	55.749	+0.389	21.372	17.649	16.728
6	11:19:03.467	55.499	+0.139	21.168	17.604	16.727
7	11:19:58.827	55.360		21.080	17.592	16.688
8	11:20:54.391	55.564	+0.204	21.167	17.639	16.758

(616) Marius RAUER

Lap	Time of Day	Lap Tm	Diff	S1 Tm	S2 Tm	S3 Tm
1	11:15:58.555	1:07.249	+11.872	28.893	20.214	18.142
2	11:16:57.230	58.675	+3.298	22.160	18.669	17.846
3	11:17:52.777	55.547	+0.170	21.244	17.621	16.682
4	11:18:48.429	55.652	+0.275	21.195	17.685	16.772

Chief of Timing & Scoring: Gert Nijis

Race Director: Wim Hallers

With reservation SC/TC

Published on:

Printed: 13.03.2016 11:23:03

Orbits

www.mylaps.com

Licensed to: MW Race Consulting

Page 2/2




KICK OFF - GENK - 2016

5. DD2
 DD2 Finale 1
 Race (18 Laps)

Genk 1,360 Km
 13.03.2016 13:45

10	55.250 602 Thierry DE JONG 19	55.354 641 Ronald BILLINGS 20
9	55.105 667 Nico GRIMM 17	55.247 611 Dennis KROES 18
8	54.873 633 Michel BIFFIGER 15	54.991 642 Jamie BILLINGS 16
7	54.833 650 Tamsin GERMAIN 13	54.848 686 Giel BRONDER 14
6	54.667 604 William VAN DER KAAIJ 11	54.710 621 Fabio STEGER 12
5	54.584 618 Mick WISHOFER 9	54.594 651 Stephen BULL 10
4	54.535 614 Niklas GRÄNZ 7	54.582 610 Jordy LIEVENS 8
3	54.353 613 Philipp SEEWER 5	54.434 635 Joey ALDERS 6
2	54.314 691 Constantin SCHOELL 3	54.317 653 Michael COOL 4
1	54.146 609 Kevin LÜDL 1 POLE POSITION	54.251 612 Martin HENCKEL MORTENSEN 2



KICK OFF - GENK - 2016

5. DD2
DD2 Finale 1
Race (18 Laps)

Genk 1,360 Km
13.03.2016 13:45

14 56.716
644 Clive BILLINGS

27

13 55.484
666 Richard JUT

25

12 55.378
627 Andreas LASKARATOS

23

11 55.360
646 Placido Andrisani

21

56.633
630 Maxim SHAPOSHNIKOV


26

55.446
652 Tim VER ELST

24

55.377
616 Marius RAUER

22



KICK OFF - GENK - 2016

5. DD2

Genk 1,360 Km

DD2 Finale 1

13.03.2016 13:45

Race (18 Laps) started at 13:48:17

Pos	No.	Name	Nat.	Class	Laps	Total Tm	Diff	Best Tm	km/h	In Lap	Points
1	609	Kevin LÜDL	CHF	DD2	18	16:32.897		54.821	89,309	7	55
2	612	Martin HENCKEL MORTENSEN	GER	DD2	18	16:35.004	2.107	54.827	89,299	6	52
3	691	Constantin SCHOELL	AUT	DD2	18	16:35.068	2.171	54.751	89,423	7	50
4	614	Niklas GRÄNZ	GER	DD2	18	16:36.477	3.580	54.925	89,140	8	49
5	613	Philipp SEEWER	CHF	DD2	18	16:37.250	4.353	54.830	89,294	7	48
6	635	Joey ALDERS	NED	DD2	18	16:37.492	4.595	54.966	89,073	6	47
7	621	Fabio STEGER	BEL	DD2	18	16:38.009	5.112	54.786	89,366	10	46
8	610	Jordy LIEVENS	BEL	DD2	18	16:41.126	8.229	54.913	89,159	4	45
9	633	Michel BIFFIGER	AUT	DD2	18	16:41.359	8.462	54.945	89,107	4	44
10	604	William VAN DER KAAIJ	NED	DD2	18	16:42.269	9.372	55.037	88,958	3	43
11	651	Stephen BULL	GBR	DD2	18	16:42.948	10.051	55.039	88,955	5	42
12	653	Michael COOL	BEL	DD2	18	16:45.604	12.707	55.238	88,635	4	41
13	667	Nico GRIMM	GER	DD2	18	16:47.855	14.958	55.289	88,553	11	40
14	650	Tamsin GERMAIN	GBR	DD2 MASTER	18	16:48.037	15.140	55.308	88,522	4	39
15	686	Giel BRONDER	NED	DD2	18	16:50.896	17.999	55.447	88,301	4	38
16	616	Marius RAUER	GER	DD2	18	16:53.779	20.882	55.538	88,156	9	37
17	611	Dennis KROES	NED	DD2 MASTER	18	16:53.812	20.915	55.351	88,454	6	36
18	652	Tim VER ELST	BEL	DD2	18	16:56.116	23.219	55.507	88,205	9	35
19	646	Placido Andrisani	GER	DD2 MASTER	18	16:59.959	27.062	55.478	88,251	11	34
20	642	Jamie BILLINGS	GER	DD2	18	17:00.066	27.169	55.472	88,261	6	33
21	627	Andreas LASKARATOS	GRE	DD2	18	17:01.275	28.378	55.806	87,733	6	32
22	666	Richard JUT	NED	DD2 MASTER	18	17:01.626	28.729	55.659	87,964	11	31
23	641	Ronald BILLINGS	GBR	DD2 MASTER	18	17:01.743	28.846	55.895	87,593	15	30
24	644	Clive BILLINGS	GBR	DD2 MASTER	18	17:11.944	39.047	56.535	86,601	6	29
25	602	Thierry DE JONG	NED	DD2	17	16:54.197	1 Lap	55.833	87,690	16	28
26	618	Mick WISHOFER	AUT	DD2	12	11:15.268	6 Laps	54.826	89,301	11	27
27	630	Maxim SHAPOSHNIKOV	RUS	DD2 MASTER	1	1:10.255	17 Laps	1:06.694	73,410	1	26

Margin of Victory	Ø km/h	Best Lap Tm	km/h	Best Lap by
2.107	88,758	54.751	89,423	691 - Constantin SCHOELL

Chief of Timing & Scoring: Gert Nijs

Orbits

Race Director: Wim Hallers

With reservation SC/TC

Published on:

www.mylaps.com

Licensed to: MW Race Consulting

Printed: 13.03.2016 14:12:33

KICK OFF - GENK - 2016

5. DD2 Genk 1,360 Km
 DD2 Finale 1 13.03.2016 13:45
 Race (18 Laps) started at 13:48:17

Pos	No.	Name	Nat.	Class	Laps	Total Tm	Diff	Best Tm	km/h	In Lap	Points
DD2											
1	609	Kevin LÜDL	CHF	DD2	18	16:32.897		54.821	89,309	7	55
2	612	Martin HENCKEL MORTENSEN	GER	DD2	18	16:35.004	2.107	54.827	89,299	6	52
3	691	Constantin SCHOELL	AUT	DD2	18	16:35.068	2.171	54.751	89,423	7	50
4	614	Niklas GRÄNZ	GER	DD2	18	16:36.477	3.580	54.925	89,140	8	49
5	613	Philipp SEEWER	CHF	DD2	18	16:37.250	4.353	54.830	89,294	7	48
6	635	Joey ALDERS	NED	DD2	18	16:37.492	4.595	54.966	89,073	6	47
7	621	Fabio STEGER	BEL	DD2	18	16:38.009	5.112	54.786	89,366	10	46
8	610	Jordy LIEVENS	BEL	DD2	18	16:41.126	8.229	54.913	89,159	4	45
9	633	Michel BIFFIGER	AUT	DD2	18	16:41.359	8.462	54.945	89,107	4	44
10	604	William VAN DER KAAIJ	NED	DD2	18	16:42.269	9.372	55.037	88,958	3	43
11	651	Stephen BULL	GBR	DD2	18	16:42.948	10.051	55.039	88,955	5	42
12	653	Michael COOL	BEL	DD2	18	16:45.604	12.707	55.238	88,635	4	41
13	667	Nico GRIMM	GER	DD2	18	16:47.855	14.958	55.289	88,553	11	40
14	686	Giel BRONDER	NED	DD2	18	16:50.896	17.999	55.447	88,301	4	38
15	616	Marius RAUER	GER	DD2	18	16:53.779	20.882	55.538	88,156	9	37
16	652	Tim VER ELST	BEL	DD2	18	16:56.116	23.219	55.507	88,205	9	35
17	642	Jamie BILLINGS	GER	DD2	18	17:00.066	27.169	55.472	88,261	6	33
18	627	Andreas LASKARATOS	GRE	DD2	18	17:01.275	28.378	55.806	87,733	6	32
19	602	Thierry DE JONG	NED	DD2	17	16:54.197	1 Lap	55.833	87,690	16	28
20	618	Mick WISHOFER	AUT	DD2	12	11:15.268	6 Laps	54.826	89,301	11	27

DD2 MASTER											
1	650	Tamsin GERMAIN	GBR	DD2 MASTER	18	16:48.037		55.308	88,522	4	39
2	611	Dennis KROES	NED	DD2 MASTER	18	16:53.812	5.775	55.351	88,454	6	36
3	646	Placido Andrisani	GER	DD2 MASTER	18	16:59.959	11.922	55.478	88,251	11	34
4	666	Richard JUT	NED	DD2 MASTER	18	17:01.626	13.589	55.659	87,964	11	31
5	641	Ronald BILLINGS	GBR	DD2 MASTER	18	17:01.743	13.706	55.895	87,593	15	30
6	644	Clive BILLINGS	GBR	DD2 MASTER	18	17:11.944	23.907	56.535	86,601	6	29
7	630	Maxim SHAPOSHNIKOV	RUS	DD2 MASTER	1	1:10.255	17 Laps	1:06.694	73,410	1	26

Margin of Victory	Ø km/h	Best Lap Tm	km/h	Best Lap by
2.107	88,758	54.751	89,423	691 - Constantin SCHOELL

Chief of Timing & Scoring: Gert Nijs

Orbits

Race Director: Wim Hallers

With reservation SC/TC

Published on:

www.mylaps.com

Licensed to: MW Race Consulting



KICK OFF - GENK - 2016

5. DD2

Genk 1,360 Km

DD2 Finale 1

13.03.2016 13:45

Race (18 Laps) started at 13:48:17

Lap	Time of Day	Lap Tm	Diff	S1 Tm	S2 Tm	S3 Tm	Lap	Time of Day	Lap Tm	Diff	S1 Tm	S2 Tm	S3 Tm
(609) Kevin LÜDL							5	13:52:57.092	55.369	+0.444	21.197	17.532	16.640
1	13:49:14.228	56.633	+1.812	22.291	17.627	16.715	6	13:53:52.357	55.265	+0.340	21.231	17.491	16.543
2	13:50:10.246	56.018	+1.197	21.511	17.768	16.739	7	13:54:47.350	54.993	+0.068	20.957	17.527	16.509
3	13:51:05.613	55.367	+0.546	21.389	17.502	16.476	8	13:55:42.275	54.925		20.950	17.416	16.559
4	13:52:01.088	55.475	+0.654	21.026	17.768	16.681	9	13:56:37.334	55.059	+0.134	21.066	17.446	16.547
5	13:52:56.199	55.111	+0.290	21.156	17.412	16.543	10	13:57:32.376	55.042	+0.117	21.039	17.450	16.553
6	13:53:51.053	54.854	+0.033	20.946	17.434	16.474	11	13:58:27.499	55.123	+0.198	20.873	17.551	16.699
7	13:54:45.874	54.821		20.938	17.372	16.511	12	13:59:22.528	55.029	+0.104	21.028	17.481	16.520
8	13:55:40.772	54.898	+0.077	20.908	17.381	16.609	13	14:00:17.778	55.250	+0.325	21.063	17.566	16.621
9	13:56:35.636	54.864	+0.043	20.926	17.386	16.552	14	14:01:12.938	55.160	+0.235	21.007	17.519	16.634
10	13:57:30.517	54.881	+0.060	20.966	17.393	16.522	15	14:02:08.325	55.387	+0.462	21.016	17.638	16.733
11	13:58:25.426	54.909	+0.088	20.926	17.435	16.548	16	14:03:03.613	55.288	+0.363	21.093	17.536	16.659
12	13:59:20.374	54.948	+0.127	20.992	17.404	16.552	17	14:03:58.887	55.274	+0.349	21.034	17.505	16.735
13	14:00:15.331	54.957	+0.136	20.917	17.447	16.593	18	14:04:54.072	55.185	+0.260	21.078	17.499	16.608
14	14:01:10.255	54.924	+0.103	20.999	17.398	16.527	(613) Philipp SEEWER						
15	14:02:05.176	54.921	+0.100	20.969	17.408	16.544	1	13:49:14.793	56.821	+1.991	22.343	17.636	16.842
16	14:03:00.286	55.110	+0.289	21.092	17.466	16.552	2	13:50:10.661	55.868	+1.038	21.713	17.532	16.623
17	14:03:55.308	55.022	+0.201	21.049	17.409	16.564	3	13:51:06.466	55.805	+0.975	21.100	18.089	16.616
18	14:04:50.492	55.184	+0.363	21.030	17.517	16.637	4	13:52:01.409	54.943	+0.113	21.062	17.371	16.510
(612) Martin HENCKEL MORTENSEN							5	13:52:56.807	55.398	+0.568	21.267	17.555	16.576
1	13:49:14.862	56.850	+2.023	22.533	17.678	16.639	6	13:53:52.123	55.316	+0.486	21.316	17.483	16.517
2	13:50:10.386	55.524	+0.697	21.313	17.592	16.619	7	13:54:46.953	54.830		20.943	17.391	16.496
3	13:51:06.277	55.891	+1.064	21.192	18.167	16.532	8	13:55:41.983	55.030	+0.200	21.000	17.409	16.621
4	13:52:01.142	54.865	+0.038	20.956	17.382	16.527	9	13:56:36.930	54.947	+0.117	20.985	17.403	16.559
5	13:52:56.368	55.226	+0.399	21.185	17.509	16.532	10	13:57:31.973	55.043	+0.213	21.008	17.417	16.618
6	13:53:51.195	54.827		20.902	17.406	16.519	11	13:58:26.989	55.016	+0.186	21.015	17.414	16.587
7	13:54:46.025	54.830	+0.003	20.936	17.423	16.471	12	13:59:22.200	55.211	+0.381	21.092	17.500	16.619
8	13:55:40.883	54.858	+0.031	20.937	17.367	16.554	13	14:00:17.835	55.635	+0.805	21.197	17.565	16.873
9	13:56:35.804	54.921	+0.094	20.962	17.414	16.545	14	14:01:13.103	55.268	+0.438	21.180	17.486	16.602
10	13:57:30.720	54.916	+0.089	20.926	17.442	16.548	15	14:02:08.413	55.310	+0.480	21.147	17.532	16.631
11	13:58:25.713	54.993	+0.166	20.931	17.453	16.609	16	14:03:03.730	55.317	+0.487	21.161	17.574	16.582
12	13:59:20.782	55.069	+0.242	21.051	17.436	16.582	17	14:03:59.103	55.373	+0.543	21.140	17.533	16.700
13	14:00:16.179	55.397	+0.570	21.222	17.614	16.561	18	14:04:54.845	55.742	+0.912	21.215	17.585	16.942
14	14:01:11.234	55.055	+0.228	20.982	17.434	16.639	(635) Joey ALDERS						
15	14:02:06.162	54.928	+0.101	21.081	17.382	16.465	1	13:49:16.828	58.381	+3.415	23.329	17.894	17.158
16	14:03:01.116	54.954	+0.127	21.001	17.457	16.496	2	13:50:12.400	55.572	+0.606	21.213	17.640	16.719
17	14:03:56.153	55.037	+0.210	20.967	17.434	16.636	3	13:51:07.455	55.055	+0.089	20.965	17.507	16.583
18	14:04:52.599	56.446	+1.619	21.886	17.829	16.731	4	13:52:02.718	55.263	+0.297	21.088	17.620	16.555
(691) Constantin SCHOELL							5	13:52:58.409	55.691	+0.725	21.313	17.667	16.711
1	13:49:14.346	56.491	+1.740	22.258	17.618	16.615	6	13:53:53.375	54.966		21.000	17.394	16.572
2	13:50:10.168	55.822	+1.071	21.323	17.768	16.731	7	13:54:48.646	55.271	+0.305	21.028	17.632	16.611
3	13:51:05.321	55.153	+0.402	21.014	17.523	16.616	8	13:55:43.682	55.036	+0.070	20.939	17.434	16.663
4	13:52:01.039	55.718	+0.967	21.342	17.604	16.772	9	13:56:38.651	54.969	+0.003	20.916	17.444	16.609
5	13:52:56.642	55.603	+0.852	21.553	17.519	16.531	10	13:57:33.734	55.083	+0.117	20.984	17.445	16.654
6	13:53:51.897	55.255	+0.504	21.242	17.475	16.538	11	13:58:28.725	54.991	+0.025	20.900	17.417	16.674
7	13:54:46.648	54.751		20.864	17.422	16.465	12	13:59:23.898	55.173	+0.207	21.007	17.497	16.669
8	13:55:41.500	54.852	+0.101	20.865	17.405	16.582	13	14:00:19.092	55.194	+0.228	20.984	17.485	16.725
9	13:56:36.283	54.783	+0.032	20.875	17.418	16.490	14	14:01:14.330	55.238	+0.272	21.045	17.517	16.676
10	13:57:31.211	54.928	+0.177	20.996	17.431	16.501	15	14:02:09.414	55.084	+0.118	21.037	17.469	16.578
11	13:58:26.015	54.804	+0.053	20.900	17.415	16.489	16	14:03:04.530	55.116	+0.150	21.052	17.490	16.574
12	13:59:20.888	54.873	+0.122	20.957	17.450	16.466	17	14:03:59.801	55.271	+0.305	21.021	17.562	16.688
13	14:00:16.058	55.170	+0.419	20.986	17.668	16.516	18	14:04:55.087	55.286	+0.320	21.069	17.546	16.671
14	14:01:10.906	54.848	+0.097	20.934	17.375	16.539	(621) Fabio STEGER						
15	14:02:05.945	55.039	+0.288	21.045	17.432	16.562	1	13:49:17.439	58.542	+3.756	23.588	17.892	17.062
16	14:03:00.937	54.992	+0.241	21.007	17.467	16.518	2	13:50:13.546	56.107	+1.321	21.695	17.689	16.723
17	14:03:56.086	55.149	+0.398	21.034	17.473	16.642	3	13:51:09.953	56.407	+1.621	22.145	17.697	16.565
18	14:04:52.663	56.577	+1.826	21.918	18.120	16.539	4	13:52:04.754	54.801	+0.015	20.923	17.404	16.474
(614) Niklas GRÄNZ							5	13:52:59.660	54.906	+0.120	21.023	17.412	16.471
1	13:49:15.916	57.826	+2.901	22.670	17.847	17.309	6	13:53:55.100	55.440	+0.654	21.025	17.952	16.463
2	13:50:11.415	55.499	+0.574	21.192	17.568	16.739	7	13:54:50.089	54.989	+0.203	21.063	17.427	16.499
3	13:51:06.675	55.260	+0.335	21.075	17.580	16.605	8	13:55:45.005	54.916	+0.130	20.925	17.502	16.489
4	13:52:01.723	55.048	+0.123	21.021	17.424	16.603	9	13:56:40.409	55.404	+0.618	21.313	17.580	16.511
							10	13:57:35.195	54.786		20.937	17.417	16.432

Chief of Timing & Scoring: Gert Nijis

Orbits

Race Director: Wim Hallers

With reservation SC/TC

Published on:

www.mylaps.com

Licensed to: MW Race Consulting

Printed: 13.03.2016 14:11:21

Page 1/4



KICK OFF - GENK - 2016

5. DD2

Genk 1,360 Km

DD2 Finale 1

13.03.2016 13:45

Race (18 Laps) started at 13:48:17

Lap	Time of Day	Lap Tm	Diff	S1 Tm	S2 Tm	S3 Tm	Lap	Time of Day	Lap Tm	Diff	S1 Tm	S2 Tm	S3 Tm
(610) Jordy LIEVENS													
1	13:49:17.226	58.623	+3.710	23.250	17.963	17.410	17	14:04:04.278	55.376	+0.339	21.103	17.545	16.728
2	13:50:13.132	55.906	+0.993	21.546	17.656	16.704	18	14:04:59.864	55.586	+0.549	21.225	17.649	16.712
3	13:51:08.290	55.158	+0.245	21.044	17.454	16.660	(651) Stephen BULL						
4	13:52:03.203	54.913		20.993	17.417	16.503	1	13:49:17.268	58.460	+3.421	23.165	18.175	17.120
5	13:52:58.676	55.473	+0.560	20.973	17.698	16.802	2	13:50:13.702	56.434	+1.395	21.687	17.773	16.974
6	13:53:54.780	56.104	+1.191	21.130	18.333	16.641	3	13:51:09.322	55.620	+0.581	21.355	17.599	16.666
7	13:54:49.832	55.052	+0.139	21.059	17.426	16.567	4	13:52:04.480	55.158	+0.119	21.055	17.525	16.578
8	13:55:44.815	54.983	+0.070	20.970	17.400	16.613	5	13:52:59.519	55.039		21.103	17.401	16.535
9	13:56:41.122	56.307	+1.394	21.599	18.030	16.678	6	13:53:54.912	55.393	+0.354	21.007	17.761	16.625
10	13:57:36.354	55.232	+0.319	21.073	17.509	16.650	7	13:54:50.277	55.365	+0.326	21.101	17.494	16.770
11	13:58:31.527	55.173	+0.260	20.983	17.508	16.682	8	13:55:45.347	55.070	+0.031	21.013	17.468	16.589
12	13:59:26.798	55.271	+0.358	21.110	17.501	16.660	9	13:56:40.947	55.600	+0.561	21.309	17.685	16.606
13	14:00:22.089	55.291	+0.378	21.109	17.500	16.682	10	13:57:36.289	55.342	+0.303	21.072	17.531	16.739
14	14:01:17.403	55.314	+0.401	21.116	17.495	16.703	11	13:58:31.840	55.551	+0.512	21.358	17.539	16.654
15	14:02:12.758	55.355	+0.442	21.104	17.521	16.730	12	13:59:27.489	55.649	+0.610	21.187	17.870	16.592
16	14:03:08.066	55.308	+0.395	21.137	17.514	16.657	13	14:00:22.841	55.352	+0.313	21.186	17.513	16.653
17	14:04:03.389	55.323	+0.410	21.117	17.458	16.748	14	14:01:18.101	55.260	+0.221	21.123	17.527	16.610
18	14:04:58.721	55.332	+0.419	21.105	17.537	16.690	15	14:02:13.843	55.742	+0.703	21.509	17.574	16.659
(653) Michael COOL													
1	13:49:16.366	58.252	+3.014	23.111	17.927	17.214	16	14:03:09.302	55.459	+0.420	21.234	17.566	16.659
2	13:50:11.973	55.607	+0.369	21.337	17.596	16.674	17	14:04:04.942	55.640	+0.601	21.213	17.651	16.776
3	13:51:07.222	55.249	+0.011	21.046	17.594	16.609	18	14:05:00.543	55.601	+0.562	21.273	17.626	16.702
4	13:52:02.460	55.238		21.190	17.471	16.577	(655) Nico GRIMM						
5	13:52:57.843	55.383	+0.145	21.113	17.520	16.750	1	13:49:18.148	59.112	+3.823	23.745	18.101	17.266
6	13:53:53.166	55.323	+0.085	21.159	17.507	16.657	2	13:50:16.189	58.041	+2.752	22.710	18.360	16.971
7	13:54:48.848	55.682	+0.444	21.136	17.663	16.883	3	13:51:13.387	57.198	+1.909	22.141	18.144	16.913
8	13:55:44.609	55.761	+0.523	21.377	17.539	16.845	4	13:52:08.898	55.511	+0.222	21.203	17.580	16.728
9	13:56:42.003	57.394	+2.156	22.315	18.079	17.000	5	13:53:04.214	55.316	+0.027	21.072	17.598	16.646
10	13:57:37.901	55.898	+0.660	21.497	17.636	16.765	6	13:53:59.571	55.357	+0.068	21.063	17.604	16.690
11	13:58:33.249	55.348	+0.110	21.064	17.565	16.719	7	13:54:55.042	55.471	+0.182	21.144	17.582	16.745
12	13:59:29.031	55.782	+0.544	21.164	17.803	16.815	8	13:55:50.457	55.415	+0.126	21.109	17.574	16.732
13	14:00:24.631	55.600	+0.362	21.248	17.630	16.722	9	13:56:45.938	55.481	+0.192	21.199	17.600	16.682
14	14:01:20.286	55.655	+0.417	21.282	17.636	16.737	10	13:57:41.252	55.314	+0.025	21.070	17.536	16.708
15	14:02:15.845	55.559	+0.321	21.290	17.616	16.653	11	13:58:36.541	55.289		21.054	17.521	16.714
16	14:03:11.632	55.787	+0.549	21.254	17.750	16.783	12	13:59:31.952	55.411	+0.122	21.177	17.601	16.633
17	14:04:07.263	55.631	+0.393	21.219	17.655	16.757	13	14:00:27.415	55.463	+0.174	21.070	17.576	16.817
18	14:05:03.199	55.936	+0.698	21.439	17.733	16.764	14	14:01:22.897	55.482	+0.193	21.157	17.575	16.750
(667) Nico GRIMM													
1	13:49:16.632	58.270	+3.233	23.026	17.910	17.334	15	14:02:18.524	55.627	+0.338	21.236	17.647	16.744
2	13:50:12.550	55.918	+0.881	21.193	17.791	16.934	16	14:03:13.996	55.472	+0.183	21.157	17.601	16.714
3	13:51:07.587	55.037		20.981	17.475	16.581	17	14:04:09.694	55.698	+0.409	21.238	17.619	16.841
4	13:52:02.820	55.233	+0.196	21.024	17.686	16.523	18	14:05:05.450	55.756	+0.467	21.286	17.711	16.759
5	13:52:58.618	55.798	+0.761	21.147	17.640	17.011	(650) Tamsin GERMAIN						
6	13:53:56.064	57.446	+2.409	21.122	19.442	16.882	1	13:49:17.671	58.901	+3.593	23.406	18.110	17.385
7	13:54:51.379	55.315	+0.278	21.084	17.514	16.717	2	13:50:14.134	56.463	+1.155	21.737	17.876	16.850
8	13:55:46.530	55.151	+0.114	21.027	17.458	16.666							
9	13:56:42.027	55.497	+0.460	21.043	17.640	16.814							
10	13:57:37.409	55.382	+0.345	21.103	17.567	16.712							
11	13:58:32.501	55.092	+0.055	21.006	17.504	16.582							
12	13:59:27.658	55.157	+0.120	21.018	17.573	16.566							
13	14:00:23.050	55.392	+0.355	21.144	17.585	16.663							
14	14:01:18.223	55.173	+0.136	21.048	17.501	16.624							
15	14:02:13.555	55.332	+0.295	21.202	17.521	16.609							
16	14:03:08.902	55.347	+0.310	21.121	17.543	16.683							

KICK OFF - GENK - 2016

5. DD2

Genk 1,360 Km

DD2 Finale 1

13.03.2016 13:45

Race (18 Laps) started at 13:48:17

Lap	Time of Day	Lap Tm	Diff	S1 Tm	S2 Tm	S3 Tm	Lap	Time of Day	Lap Tm	Diff	S1 Tm	S2 Tm	S3 Tm
3	13:51:10.674	56.540	+1.232	21.498	18.323	16.719	9	13:56:49.387	55.726	+0.375	21.260	17.640	16.826
4	13:52:05.982	55.308		21.217	17.485	16.606	10	13:57:45.185	55.798	+0.447	21.415	17.637	16.746
5	13:53:01.514	55.532	+0.224	21.134	17.735	16.663	11	13:58:40.714	55.529	+0.178	21.174	17.644	16.711
6	13:53:57.140	55.626	+0.318	21.223	17.634	16.769	12	13:59:36.419	55.705	+0.354	21.338	17.664	16.703
7	13:54:52.758	55.618	+0.310	21.299	17.603	16.716	13	14:00:32.264	55.845	+0.494	21.420	17.657	16.768
8	13:55:48.591	55.833	+0.525	21.329	17.630	16.874	14	14:01:28.028	55.764	+0.413	21.414	17.629	16.721
9	13:56:44.532	55.941	+0.633	21.346	17.635	16.960	15	14:02:23.450	55.422	+0.071	21.249	17.533	16.640
10	13:57:40.189	55.657	+0.349	21.245	17.664	16.748	16	14:03:19.405	55.955	+0.604	21.513	17.684	16.758
11	13:58:35.820	55.631	+0.323	21.260	17.656	16.715	17	14:04:15.094	55.689	+0.338	21.337	17.590	16.762
12	13:59:31.565	55.745	+0.437	21.344	17.628	16.773	18	14:05:11.407	56.313	+0.962	21.865	17.689	16.759
13	14:00:27.241	55.676	+0.368	21.212	17.663	16.801	(652) Tim VER ELST						
14	14:01:23.084	55.843	+0.535	21.615	17.559	16.669	1	13:49:21.265	1:00.508	+5.001	24.629	18.623	17.256
15	14:02:18.667	55.583	+0.275	21.312	17.620	16.651	2	13:50:18.617	57.352	+1.845	21.868	18.199	17.285
16	14:03:14.288	55.621	+0.313	21.319	17.614	16.688	3	13:51:15.622	57.005	+1.498	22.190	17.768	17.047
17	14:04:09.851	55.563	+0.255	21.316	17.545	16.702	4	13:52:11.774	56.152	+0.645	21.683	17.665	16.804
18	14:05:05.632	55.781	+0.473	21.443	17.686	16.652	5	13:53:07.793	56.019	+0.512	21.478	17.857	16.684
(686) Giel BRONDER							6	13:54:03.364	55.571	+0.064	21.370	17.685	16.516
1	13:49:18.582	59.114	+3.667	24.107	18.078	16.929	7	13:54:58.985	55.621	+0.114	21.255	17.661	16.705
2	13:50:16.370	57.788	+2.341	22.198	18.640	16.950	8	13:55:55.787	56.802	+1.295	21.883	17.925	16.994
3	13:51:13.076	56.706	+1.259	21.887	18.052	16.767	9	13:56:51.294	55.507		21.138	17.650	16.719
4	13:52:08.523	55.447		21.172	17.557	16.718	10	13:57:47.183	55.889	+0.382	21.270	17.744	16.875
5	13:53:03.994	55.471	+0.024	21.180	17.550	16.741	11	13:58:42.778	55.595	+0.088	21.139	17.740	16.716
6	13:53:59.709	55.715	+0.268	21.169	17.889	16.657	12	13:59:39.450	56.672	+1.165	21.492	18.428	16.752
7	13:54:55.207	55.498	+0.051	21.251	17.583	16.664	13	14:00:35.506	56.056	+0.549	21.406	17.797	16.853
8	13:55:50.724	55.517	+0.070	21.222	17.593	16.702	14	14:01:31.392	55.886	+0.379	21.451	17.676	16.759
9	13:56:46.188	55.464	+0.017	21.175	17.598	16.691	15	14:02:26.939	55.547	+0.040	21.243	17.602	16.702
10	13:57:41.680	55.492	+0.045	21.125	17.568	16.799	16	14:03:22.634	55.695	+0.188	21.216	17.512	16.967
11	13:58:37.445	55.765	+0.318	21.124	17.550	17.091	17	14:04:18.196	55.562	+0.055	21.181	17.641	16.740
12	13:59:33.792	56.347	+0.900	21.883	17.647	16.817	18	14:05:13.711	55.515	+0.008	21.171	17.636	16.708
13	14:00:29.554	55.762	+0.315	21.213	17.687	16.862	(646) Placido Andrisani						
14	14:01:25.582	56.028	+0.581	21.284	17.633	17.111	1	13:49:19.190	59.655	+4.177	23.787	18.529	17.339
15	14:02:21.238	55.656	+0.209	21.265	17.634	16.757	2	13:50:16.198	57.008	+1.530	21.613	18.216	17.179
16	14:03:17.044	55.806	+0.359	21.325	17.685	16.796	3	13:51:13.724	57.526	+2.048	22.315	18.109	17.102
17	14:04:12.768	55.724	+0.277	21.286	17.599	16.839	4	13:52:09.745	56.021	+0.543	21.686	17.575	16.760
18	14:05:08.491	55.723	+0.276	21.334	17.650	16.739	5	13:53:05.382	55.637	+0.159	21.312	17.599	16.726
(616) Marius RAUER							6	13:54:01.168	55.786	+0.308	21.176	17.546	17.064
1	13:49:20.390	59.873	+4.335	23.877	18.295	17.701	7	13:54:58.687	57.519	+2.041	22.408	18.266	16.845
2	13:50:18.298	57.908	+2.370	21.382	18.195	18.331	8	13:55:55.454	56.767	+1.289	22.121	17.827	16.819
3	13:51:14.271	55.973	+0.435	21.474	17.757	16.742	9	13:56:51.065	55.611	+0.133	21.226	17.641	16.744
4	13:52:10.964	56.693	+1.155	21.808	18.149	16.736	10	13:57:46.879	55.814	+0.336	21.262	17.685	16.867
5	13:53:07.246	56.282	+0.744	21.814	17.691	16.777	11	13:58:42.357	55.478		21.171	17.589	16.718
6	13:54:03.090	55.844	+0.306	21.144	17.662	17.038	12	13:59:39.254	56.897	+1.419	21.985	17.983	16.929
7	13:54:58.768	55.678	+0.140	21.189	17.715	16.774	13	14:00:35.413	56.159	+0.681	21.437	17.714	17.008
8	13:55:54.408	55.640	+0.102	21.204	17.684	16.752	14	14:01:32.055	56.642	+1.164	22.019	17.758	16.865
9	13:56:49.946	55.538		21.026	17.759	16.753	15	14:02:27.941	55.886	+0.408	21.412	17.739	16.735
10	13:57:45.621	55.675	+0.137	21.069	17.749	16.857	16	14:03:24.115	56.174	+0.696	21.350	17.806	17.018
11	13:58:41.228	55.607	+0.069	21.095	17.740	16.772	17	14:04:20.500	56.385	+0.907	21.663	17.888	16.834
12	13:59:36.941	55.713	+0.175	21.200	17.707	16.806	18	14:05:17.554	57.054	+1.576	21.946	17.935	17.173
13	14:00:32.562	55.621	+0.083	21.103	17.750	16.768	(642) Jamie BILLINGS						
14	14:01:28.313	55.751	+0.213	21.184	17.812	16.755	1	13:49:19.808	1:00.119	+4.647	24.250	18.317	17.552
15	14:02:23.970	55.657	+0.119	21.159	17.758	16.740	2	13:50:17.505	57.697	+2.225	21.632	19.014	17.051
16	14:03:19.604	55.634	+0.096	21.177	17.735	16.722	3	13:51:13.959	56.454	+0.982	21.609	17.846	16.999
17	14:04:15.341	55.737	+0.199	21.268	17.715	16.754	4	13:52:10.183	56.224	+0.752	21.794	17.747	16.683
18	14:05:11.374	56.033	+0.495	21.374	17.746	16.913	5	13:53:05.754	55.571	+0.099	21.341	17.615	16.615
(611) Dennis KROES							6	13:54:01.226	55.472		21.178	17.545	16.749
1	13:49:19.571	59.564	+4.213	24.169	18.185	17.210	7	13:55:01.709	1:00.483	+5.011	24.935	18.513	17.035
2	13:50:17.798	58.227	+2.876	21.689	18.584	17.954	8	13:55:57.725	56.016	+0.544	21.530	17.685	16.801
3	13:51:14.022	56.224	+0.873	21.610	17.806	16.808	9	13:56:53.406	55.681	+0.209	21.226	17.707	16.748
4	13:52:10.831	56.809	+1.458	21.937	18.024	16.848	10	13:57:49.268	55.862	+0.390	21.322	17.705	16.835
5	13:53:06.423	55.592	+0.241	21.449	17.524	16.619	11	13:58:45.128	55.860	+0.388	21.320	17.700	16.840
6	13:54:01.774	55.351		21.212	17.506	16.633	12	13:59:41.110	55.982	+0.510	21.374	17.777	16.831
7	13:54:57.707	55.933	+0.582	21.495	17.695	16.743	13	14:00:37.045	55.935	+0.463	21.392	17.743	16.800
8	13:55:53.661	55.954	+0.603	21.561	17.667	16.726	14	14:01:32.729	55.684	+0.212	21.273	17.626	16.785

Chief of Timing & Scoring: Gert Nijis

Orbits

Race Director: Wim Hallers

With reservation SC/TC

Published on:

www.mylaps.com

Licensed to: MW Race Consulting

Printed: 13.03.2016 14:11:21

Page 3/4

KICK OFF - GENK - 2016

5. DD2

Genk 1,360 Km

DD2 Finale 1

13.03.2016 13:45

Race (18 Laps) started at 13:48:17

Lap	Time of Day	Lap Tm	Diff	S1 Tm	S2 Tm	S3 Tm	Lap	Time of Day	Lap Tm	Diff	S1 Tm	S2 Tm	S3 Tm
15	14:02:28.489	55.760	+0.288	21.333	17.690	16.737	1	13:49:21.038	1:00.580	+4.045	24.654	18.520	17.406
16	14:03:24.486	55.997	+0.525	21.294	17.695	17.008	2	13:50:18.467	57.429	+0.894	21.949	18.218	17.262
17	14:04:20.790	56.304	+0.832	21.609	17.876	16.819	3	13:51:16.191	57.724	+1.189	22.625	18.018	17.081
18	14:05:17.661	56.871	+1.399	21.729	18.020	17.122	4	13:52:13.357	57.166	+0.631	21.815	18.275	17.076
(627) Andreas LASKARATOS							5	13:53:10.350	56.993	+0.458	21.561	18.261	17.171
1	13:49:19.423	59.777	+3.971	24.115	18.242	17.420	6	13:54:06.885	56.535		21.662	17.883	16.990
2	13:50:16.551	57.128	+1.322	21.735	18.524	16.869	7	13:55:03.465	56.580	+0.045	21.549	17.995	17.036
3	13:51:13.684	57.133	+1.327	22.153	18.130	16.850	8	13:56:00.217	56.752	+0.217	21.599	17.908	17.245
4	13:52:10.870	57.186	+1.380	22.016	18.043	17.127	9	13:56:56.834	56.617	+0.082	21.633	17.903	17.081
5	13:53:08.673	57.803	+1.997	22.293	18.214	17.296	10	13:57:53.789	56.955	+0.420	21.787	17.910	17.258
6	13:54:04.479	55.806		21.366	17.726	16.714	11	13:58:50.796	57.007	+0.472	21.688	18.028	17.291
7	13:55:02.101	57.622	+1.816	21.857	18.685	17.080	12	13:59:47.715	56.919	+0.384	21.754	18.062	17.103
8	13:55:58.255	56.154	+0.348	21.479	17.759	16.916	13	14:00:44.609	56.894	+0.359	21.806	17.949	17.139
9	13:56:54.414	56.159	+0.353	21.418	17.982	16.759	14	14:01:41.596	56.987	+0.452	21.732	18.047	17.208
10	13:57:50.459	56.045	+0.239	21.429	17.727	16.889	15	14:02:38.741	57.145	+0.610	21.856	18.071	17.218
11	13:58:46.382	55.923	+0.117	21.319	17.787	16.817	16	14:03:35.571	56.830	+0.295	21.772	18.062	16.996
12	13:59:42.552	56.170	+0.364	21.567	17.835	16.768	17	14:04:32.465	56.894	+0.359	21.743	17.984	17.167
13	14:00:38.560	56.008	+0.202	21.384	17.767	16.857	18	14:05:29.539	57.074	+0.539	21.856	18.026	17.192
14	14:01:34.620	56.060	+0.254	21.516	17.742	16.802	(602) Thierry DE JONG						
15	14:02:30.653	56.033	+0.227	21.446	17.759	16.828	1	13:49:18.235	59.077	+3.244	23.919	17.990	17.168
16	14:03:26.503	55.850	+0.044	21.377	17.716	16.757	2	13:50:14.656	56.421	+0.588	21.739	17.818	16.864
17	14:04:22.664	56.161	+0.355	21.490	17.774	16.897	3	13:51:54.823	1:40.167	+44.334	21.758	1:00.773	17.636
18	14:05:18.870	56.206	+0.400	21.641	17.759	16.806	4	13:52:51.667	56.844	+1.011	22.004	17.859	16.981
(666) Richard JUT							5	13:53:48.163	56.496	+0.663	21.727	17.853	16.916
1	13:49:20.460	1:00.478	+4.819	24.579	18.276	17.623	6	13:54:52.201	1:04.038	+8.205	21.582	24.214	18.242
2	13:50:18.215	57.755	+2.096	22.157	18.108	17.490	7	13:55:49.060	56.859	+1.026	22.120	17.884	16.855
3	13:51:15.019	56.804	+1.145	21.989	17.892	16.923	8	13:56:44.963	55.903	+0.070	21.309	17.737	16.857
4	13:52:12.168	57.149	+1.490	22.502	17.791	16.856	9	13:57:42.038	57.075	+1.242	21.339	17.742	17.994
5	13:53:09.111	56.943	+1.284	21.641	18.119	17.183	10	13:58:38.538	56.500	+0.667	21.459	18.134	16.907
6	13:54:05.074	55.963	+0.304	21.370	17.704	16.889	11	13:59:34.636	56.098	+0.265	21.524	17.713	16.861
7	13:55:02.328	57.254	+1.595	21.526	18.548	17.180	12	14:00:30.756	56.120	+0.287	21.470	17.739	16.911
8	13:55:58.724	56.396	+0.737	21.941	16.613	16.842	13	14:01:26.922	56.166	+0.333	21.372	17.677	17.117
9	13:56:54.883	56.159	+0.500	21.378	17.864	16.917	14	14:02:22.850	55.928	+0.095	21.327	17.701	16.900
10	13:57:51.254	56.371	+0.712	21.419	17.681	17.271	15	14:03:20.030	57.180	+1.347	22.365	18.075	16.740
11	13:58:46.913	55.659		21.284	17.627	16.748	16	14:04:15.863	55.833		21.327	17.744	16.762
12	13:59:42.926	56.013	+0.354	21.466	17.718	16.829	17	14:05:11.792	55.929	+0.096	21.345	17.814	16.770
13	14:00:38.734	55.808	+0.149	21.324	17.694	16.790	(618) Mick WISHOFER						
14	14:01:34.877	56.143	+0.484	21.607	17.708	16.828	1	13:49:25.396	1:07.180	+12.354	22.759	17.718	26.703
15	14:02:30.837	55.960	+0.301	21.455	17.677	16.828	2	13:50:21.736	56.340	+1.514	21.663	17.859	16.818
16	14:03:26.781	55.944	+0.285	21.398	17.736	16.810	3	13:51:17.194	55.458	+0.632	21.159	17.662	16.637
17	14:04:22.901	56.120	+0.461	21.360	17.734	17.026	4	13:52:12.624	55.430	+0.604	21.069	17.776	16.585
18	14:05:19.221	56.320	+0.661	21.597	17.759	16.964	5	13:53:08.123	55.499	+0.673	21.056	17.857	16.586
(641) Ronald BILLINGS							6	13:54:03.029	54.906	+0.080	20.870	17.367	16.669
1	13:49:20.739	1:00.345	+4.450	24.496	18.532	17.317	7	13:54:57.983	54.954	+0.128	20.828	17.611	16.515
2	13:50:18.403	57.664	+1.769	22.077	18.110	17.477	8	13:55:53.229	55.246	+0.420	21.130	17.432	16.684
3	13:51:15.339	56.936	+1.041	22.001	18.012	16.923	9	13:56:48.235	55.006	+0.180	20.979	17.511	16.516
4	13:52:11.567	56.228	+0.333	21.814	17.706	16.708	10	13:57:43.117	54.882	+0.056	20.950	17.350	16.582
5	13:53:08.825	57.258	+1.363	21.799	18.466	16.993	11	13:58:37.943	54.826		20.786	17.425	16.615
6	13:54:04.957	56.132	+0.237	21.468	17.708	16.956	12	13:59:32.863	54.920	+0.094	21.047	17.380	16.493
7	13:55:02.249	57.292	+1.397	21.409	18.478	17.405	(630) Maxim SHAPOSHNIKOV						
8	13:55:58.425	56.176	+0.281	21.530	17.778	16.868	1	13:49:27.850	1:06.694		25.816	21.024	19.854
9	13:56:54.668	56.243	+0.348	21.471	17.922	16.850							
10	13:57:51.359	56.691	+0.796	21.382	17.761	17.548							
11	13:58:47.300	55.941	+0.046	21.544	17.634	16.763							
12	13:59:43.272	55.972	+0.077	21.366	17.691	16.915							
13	14:00:39.261	55.989	+0.094	21.384	17.744	16.861							
14	14:01:35.196	55.935	+0.040	21.278	17.763	16.894							
15	14:02:31.091	55.895		21.424	17.705	16.766							
16	14:03:27.060	55.969	+0.074	21.391	17.719	16.859							
17	14:04:23.010	55.950	+0.055	21.454	17.633	16.863							
18	14:05:19.338	56.328	+0.433	21.783	17.783	16.762							
(644) Clive BILLINGS													

Chief of Timing & Scoring: Gert Nijis

Orbits

Race Director: Wim Hallers

With reservation SC/TC

Published on:

www.mylaps.com

Licensed to: MW Race Consulting

Printed: 13.03.2016 14:11:21

Page 4/4




KICK OFF - GENK - 2016

5. DD2
 DD2 Finale 2
 Race (18 Laps)

Genk 1,360 Km
 13.03.2016 16:10

10	646 Placido Andrisani 19	642 Jamie BILLINGS 20
9	611 Dennis KROES 17	652 Tim VER ELST 18
8	686 Giel BRONDER 15	616 Marius RAUER 16
7	667 Nico GRIMM 13	650 Tamsin GERMAIN 14
6	651 Stephen BULL 11	653 Michael COOL 12
5	633 Michel BIFFIGER 9	604 William VAN DER KAAIJ 10
4	621 Fabio STEGER 7	610 Jordy LIEVENS 8
3	613 Philipp SEEWER 5	635 Joey ALDERS 6
2	691 Constantin SCHOELL 3	614 Niklas GRÄNZ 4
1	609 Kevin LÜDL 1 POLE POSITION	612 Martin HENCKEL MORTENSEN 2



KICK OFF - GENK - 2016

5. DD2
DD2 Finale 2
Race (18 Laps)

Genk 1,360 Km
13.03.2016 16:10

14

630 Maxim SHAPOSHNIKOV

27

13

602 Thierry DE JONG

25

12

641 Ronald BILLINGS

23

11

627 Andreas LASKARATOS

21

618 Mick WISHOFER

26

644 Clive BILLINGS

24

666 Richard JUT

22

KICK OFF - GENK - 2016

5. DD2

Genk 1,360 Km

DD2 Finale 2

13.03.2016 16:10

Race (18 Laps) started at 16:14:51

Pos	No.	Name	Nat.	Class	Laps	Total Tm	Diff	Best Tm	km/h	In Lap	Points
1	609	Kevin LÜDL	CHF	DD2	18	16:33.645		54.866	89,236	8	55
2	612	Martin HENCKEL MORTENSEN	GER	DD2	18	16:38.278	4.633	54.926	89,138	4	52
3	691	Constantin SCHOELL	AUT	DD2	18	16:38.658	5.013	54.963	89,078	4	50
4	621	Fabio STEGER	BEL	DD2	18	16:42.443	8.798	54.913	89,159	4	49
5	610	Jordy LIEVENS	BEL	DD2	18	16:43.006	9.361	55.173	88,739	4	48
6	651	Stephen BULL	GBR	DD2	18	16:43.046	9.401	55.082	88,886	11	47
7	653	Michael COOL	BEL	DD2	18	16:43.298	9.653	55.078	88,892	16	46
8	604	William VAN DER KAAIJ	NED	DD2	18	16:46.240	12.595	55.042	88,950	11	45
9	613	Philipp SEEWER	CHF	DD2	18	16:46.334	12.689	54.872	89,226	8	44
10	618	Mick WISHOFER	AUT	DD2	18	16:46.576	12.931	54.510	89,818	11	43
11	667	Nico GRIMM	GER	DD2	18	16:47.372	13.727	55.273	88,579	4	42
12	686	Giel BRONDER	NED	DD2	18	16:49.327	15.682	55.325	88,495	4	41
13	633	Michel BIFFIGER	AUT	DD2	18	16:50.312	16.667	54.951	89,098	17	40
14	650	Tamsin GERMAIN	GBR	DD2 MASTER	18	16:51.582	17.937	55.367	88,428	15	39
15	635	Joey ALDERS	NED	DD2	18	16:52.953	19.308	55.039	88,955	4	38
16	611	Dennis KROES	NED	DD2 MASTER	18	16:55.982	22.337	55.378	88,411	7	37
17	646	Placido Andrisani	GER	DD2 MASTER	18	16:56.574	22.929	55.583	88,084	7	36
18	652	Tim VER ELST	BEL	DD2	18	16:57.483	23.838	55.490	88,232	12	35
19	642	Jamie BILLINGS	GER	DD2	18	16:59.408	25.763	55.592	88,070	5	34
20	602	Thierry DE JONG	NED	DD2	18	17:01.623	27.978	55.733	87,847	5	33
21	627	Andreas LASKARATOS	GRE	DD2	18	17:06.154	32.509	56.042	87,363	4	32
22	641	Ronald BILLINGS	GBR	DD2 MASTER	18	17:06.455	32.810	56.039	87,368	13	31
23	666	Richard JUT	NED	DD2 MASTER	18	17:06.740	33.095	56.034	87,376	14	30
24	644	Clive BILLINGS	GBR	DD2 MASTER	18	17:15.241	41.596	56.491	86,669	17	29
25	630	Maxim SHAPOSHNIKOV	RUS	DD2 MASTER	18	17:15.943	42.298	56.622	86,468	7	28
26	616	Marius RAUER	GER	DD2	17	16:02.245	1 Lap	55.777	87,778	11	27
27	614	Niklas GRÄNZ	GER	DD2	12	11:19.399	6 Laps	55.642	87,991	2	26

Announcements

No. 653 + 604 + 610 + 635 time penalty 3 sec. / leaving corridor

No. 618 time penalty 10 sec. / unfair driving

Margin of Victory	Ø km/h	Best Lap Tm	km/h	Best Lap by
4.633	88,692	54.510	89,818	618 - Mick WISHOFER

Chief of Timing & Scoring: Gert Nijs

Orbits

Race Director: Wim Hallers

With reservation SC/TC

Published on:

www.mylaps.com

Licensed to: MW Race Consulting

Printed: 13.03.2016 17:38:34

KICK OFF - GENK - 2016

5. DD2

Genk 1,360 Km

DD2 Finale 2

13.03.2016 16:10

Race (18 Laps) started at 16:14:51

Lap	Time of Day	Lap Tm	Diff	S1 Tm	S2 Tm	S3 Tm	Lap	Time of Day	Lap Tm	Diff	S1 Tm	S2 Tm	S3 Tm
(609) Kevin LÜDL							5	16:19:30.978	54.959	+0.046	21.038	17.434	16.487
1	16:15:48.803	57.020	+2.154	22.500	17.717	16.803	6	16:20:26.034	55.056	+0.143	20.959	17.543	16.554
2	16:16:44.228	55.425	+0.559	21.263	17.524	16.638	7	16:21:21.139	55.105	+0.192	21.243	17.445	16.417
3	16:17:39.525	55.297	+0.431	21.163	17.504	16.630	8	16:22:16.116	54.977	+0.064	21.051	17.453	16.473
4	16:18:34.516	54.991	+0.125	21.022	17.432	16.537	9	16:23:13.177	57.061	+2.148	20.966	17.824	18.271
5	16:19:29.603	55.087	+0.221	21.040	17.453	16.594	10	16:24:09.672	56.495	+1.582	21.587	18.282	16.626
6	16:20:24.498	54.895	+0.029	20.893	17.449	16.553	11	16:25:05.217	55.545	+0.632	21.224	17.724	16.597
7	16:21:19.488	54.990	+0.124	20.956	17.470	16.564	12	16:26:01.202	55.985	+1.072	21.436	17.894	16.655
8	16:22:14.354	54.866		20.935	17.362	16.569	13	16:26:56.592	55.390	+0.477	21.184	17.576	16.630
9	16:23:09.241	54.887	+0.021	20.962	17.384	16.541	14	16:27:52.021	55.429	+0.516	21.144	17.663	16.622
10	16:24:04.197	54.956	+0.090	20.971	17.387	16.598	15	16:28:47.730	55.709	+0.796	21.398	17.681	16.630
11	16:24:59.265	55.068	+0.202	21.031	17.444	16.593	16	16:29:43.138	55.408	+0.495	21.077	17.670	16.661
12	16:25:54.433	55.168	+0.302	21.046	17.549	16.573	17	16:30:38.424	55.286	+0.373	21.067	17.577	16.642
13	16:26:49.457	55.024	+0.158	20.988	17.445	16.591	18	16:31:34.226	55.802	+0.889	21.223	17.729	16.850
14	16:27:44.397	54.940	+0.074	20.999	17.380	16.561	(610) Jordy LIEVENS						
15	16:28:39.497	55.100	+0.234	21.050	17.442	16.608	1	16:15:50.687	57.927	+2.754	23.165	17.890	16.872
16	16:29:34.520	55.023	+0.157	20.997	17.426	16.600	2	16:16:46.424	55.737	+0.564	21.378	17.621	16.738
17	16:30:29.627	55.107	+0.241	21.029	17.486	16.592	3	16:17:41.758	55.334	+0.161	21.107	17.645	16.582
18	16:31:25.428	55.801	+0.935	21.119	17.536	17.146	4	16:18:36.931	55.173		21.025	17.499	16.649
(612) Martin HENCKEL MORTENSEN							5	16:19:32.147	55.216	+0.043	21.103	17.493	16.620
1	16:15:49.800	57.515	+2.589	22.828	17.960	16.727	6	16:20:27.402	55.255	+0.082	21.062	17.498	16.695
2	16:16:45.269	55.469	+0.543	21.372	17.523	16.574	7	16:21:22.683	55.281	+0.108	21.106	17.541	16.634
3	16:17:40.547	55.278	+0.352	21.096	17.558	16.624	8	16:22:17.885	55.202	+0.029	21.048	17.455	16.699
4	16:18:35.473	54.926		20.967	17.464	16.495	9	16:23:13.352	55.467	+0.294	21.071	17.501	16.895
5	16:19:30.596	55.123	+0.197	21.052	17.457	16.614	10	16:24:08.990	55.638	+0.465	21.333	17.614	16.691
6	16:20:25.591	54.995	+0.069	20.914	17.543	16.538	11	16:25:04.490	55.500	+0.327	21.313	17.534	16.653
7	16:21:20.995	55.404	+0.478	21.353	17.505	16.546	12	16:25:59.781	55.291	+0.118	21.109	17.545	16.637
8	16:22:15.930	54.935	+0.009	20.883	17.456	16.596	13	16:26:55.036	55.255	+0.082	21.107	17.502	16.646
9	16:23:12.988	57.058	+2.132	20.982	17.890	18.186	14	16:27:50.437	55.401	+0.228	21.118	17.552	16.731
10	16:24:08.204	55.216	+0.290	21.078	17.565	16.573	15	16:28:45.775	55.338	+0.165	21.122	17.540	16.676
11	16:25:03.303	55.099	+0.173	21.067	17.450	16.582	16	16:29:41.157	55.382	+0.209	21.118	17.505	16.759
12	16:25:58.364	55.061	+0.135	21.022	17.432	16.607	17	16:30:36.445	55.288	+0.115	21.084	17.488	16.716
13	16:26:53.460	55.096	+0.170	20.979	17.502	16.615	18	16:31:31.789	55.344	+0.171	21.092	17.530	16.722
14	16:27:48.662	55.202	+0.276	20.969	17.723	16.510	(651) Stephen BULL						
15	16:28:43.668	55.006	+0.080	21.091	17.405	16.510	1	16:15:51.226	58.349	+3.267	23.233	17.954	17.162
16	16:29:38.724	55.056	+0.130	21.035	17.478	16.543	2	16:16:47.010	55.784	+0.702	21.372	17.704	16.708
17	16:30:33.799	55.075	+0.149	20.994	17.482	16.599	3	16:17:42.684	55.674	+0.592	21.111	17.731	16.832
18	16:31:30.061	56.262	+1.336	21.404	18.133	16.725	4	16:18:38.370	55.686	+0.604	21.056	17.685	16.945
(691) Constantin SCHOELL							5	16:19:33.821	55.451	+0.369	21.270	17.573	16.608
1	16:15:49.562	57.602	+2.639	22.491	18.088	17.023	6	16:20:29.684	55.863	+0.781	21.278	18.023	16.562
2	16:16:45.090	55.528	+0.565	21.290	17.612	16.626	7	16:21:25.109	55.425	+0.343	21.069	17.767	16.589
3	16:17:40.717	55.627	+0.664	21.336	17.716	16.575	8	16:22:20.302	55.193	+0.111	21.094	17.491	16.608
4	16:18:35.680	54.963		20.997	17.455	16.511	9	16:23:15.453	55.151	+0.069	21.032	17.507	16.612
5	16:19:30.705	55.025	+0.062	21.006	17.523	16.496	10	16:24:10.617	55.164	+0.082	21.105	17.501	16.558
6	16:20:25.706	55.001	+0.038	20.972	17.574	16.455	11	16:25:05.699	55.082		21.090	17.463	16.529
7	16:21:20.826	55.120	+0.157	21.038	17.497	16.585	12	16:26:01.829	56.130	+1.048	21.170	17.840	17.120
8	16:22:15.792	54.966	+0.003	20.966	17.463	16.537	13	16:26:57.291	55.462	+0.380	21.293	17.558	16.611
9	16:23:11.481	55.689	+0.726	21.172	17.735	16.782	14	16:27:52.548	55.257	+0.175	21.160	17.513	16.584
10	16:24:06.488	55.007	+0.044	20.985	17.456	16.566	15	16:28:48.149	55.601	+0.519	21.163	17.808	16.630
11	16:25:01.574	55.086	+0.123	20.989	17.522	16.575	16	16:29:44.215	56.066	+0.984	21.412	17.974	16.680
12	16:25:56.820	55.246	+0.283	21.136	17.486	16.624	17	16:30:39.485	55.270	+0.188	21.067	17.542	16.661
13	16:26:52.066	55.246	+0.283	21.014	17.637	16.595	18	16:31:34.829	55.344	+0.262	21.087	17.631	16.626
14	16:27:47.270	55.204	+0.241	21.075	17.521	16.608	(653) Michael COOL						
15	16:28:42.385	55.115	+0.152	21.085	17.445	16.585	1	16:15:51.007	57.920	+2.842	23.146	17.914	16.860
16	16:29:37.572	55.187	+0.224	21.069	17.499	16.619	2	16:16:46.627	55.620	+0.542	21.334	17.629	16.657
17	16:30:33.617	56.045	+1.082	21.162	17.529	17.354	3	16:17:42.547	55.920	+0.842	21.071	18.061	16.788
18	16:31:30.441	56.824	+1.861	21.478	18.511	16.835	4	16:18:38.199	55.652	+0.574	20.996	17.665	16.991
(621) Fabio STEGER							5	16:19:33.688	55.489	+0.411	21.279	17.568	16.642
1	16:15:49.993	57.817	+2.904	22.764	18.282	16.771	6	16:20:29.418	55.730	+0.652	21.488	17.580	16.662
2	16:16:45.823	55.830	+0.917	21.506	17.627	16.697	7	16:21:24.604	55.186	+0.108	21.109	17.480	16.597
3	16:17:41.106	55.283	+0.370	21.062	17.648	16.573	8	16:22:20.012	55.408	+0.330	21.203	17.556	16.649
4	16:18:36.019	54.913		20.986	17.476	16.451	9	16:23:15.195	55.183	+0.105	21.066	17.523	16.594
							10	16:24:10.310	55.115	+0.037	21.079	17.494	16.542

Chief of Timing & Scoring: Gert Nijls

Orbits

Race Director: Wim Hallers

With reservation SC/TC

Published on:

www.mylaps.com

Licensed to: MW Race Consulting

KICK OFF - GENK - 2016

5. DD2

Genk 1,360 Km

DD2 Finale 2

13.03.2016 16:10

Race (18 Laps) started at 16:14:51

Lap	Time of Day	Lap Tm	Diff	S1 Tm	S2 Tm	S3 Tm	Lap	Time of Day	Lap Tm	Diff	S1 Tm	S2 Tm	S3 Tm
11	16:25:05.400	55.090	+0.012	21.043	17.519	16.528	17	16:30:33.240	55.134	+0.624	20.894	17.439	16.801
12	16:26:00.821	55.421	+0.343	21.195	17.584	16.642	18	16:31:28.359	55.119	+0.609	20.990	17.475	16.654
13	16:26:56.004	55.183	+0.105	21.118	17.488	16.577	(667) Nico GRIMM						
14	16:27:51.154	55.150	+0.072	21.095	17.462	16.593	1	16:15:53.048	59.715	+4.442	24.844	17.923	16.948
15	16:28:46.241	55.087	+0.009	21.035	17.461	16.591	2	16:16:48.822	55.774	+0.501	21.291	17.729	16.754
16	16:29:41.319	55.078		21.044	17.460	16.574	3	16:17:44.359	55.537	+0.264	21.242	17.585	16.710
17	16:30:36.619	55.300	+0.222	21.171	17.542	16.587	4	16:18:39.632	55.273		21.014	17.531	16.728
18	16:31:32.081	55.462	+0.384	21.234	17.567	16.661	5	16:19:35.481	55.849	+0.576	21.364	17.740	16.745
(604) William VAN DER KAAIJ							6	16:20:31.069	55.588	+0.315	21.026	17.585	16.977
1	16:15:51.596	58.701	+3.659	23.891	17.902	16.908	7	16:21:26.888	55.819	+0.546	21.240	17.537	17.042
2	16:16:47.251	55.655	+0.613	21.268	17.648	16.739	8	16:22:22.454	55.566	+0.293	21.224	17.575	16.767
3	16:17:42.893	55.642	+0.600	21.064	17.691	16.887	9	16:23:18.163	55.709	+0.436	21.265	17.731	16.713
4	16:18:38.407	55.514	+0.472	21.132	17.526	16.856	10	16:24:13.675	55.512	+0.239	21.198	17.580	16.734
5	16:19:34.589	56.182	+1.140	21.642	17.904	16.636	11	16:25:09.197	55.522	+0.249	21.313	17.552	16.657
6	16:20:30.254	55.665	+0.623	21.042	17.632	16.991	12	16:26:04.868	55.671	+0.398	21.353	17.619	16.699
7	16:21:25.494	55.240	+0.198	21.084	17.504	16.652	13	16:27:00.480	55.612	+0.339	21.285	17.576	16.751
8	16:22:20.550	55.056	+0.014	20.961	17.488	16.607	14	16:27:56.044	55.564	+0.291	21.243	17.623	16.698
9	16:23:15.630	55.080	+0.038	20.926	17.555	16.599	15	16:28:51.377	55.333	+0.060	21.087	17.558	16.688
10	16:24:10.933	55.303	+0.261	21.085	17.547	16.671	16	16:29:46.972	55.595	+0.322	21.210	17.657	16.728
11	16:25:05.975	55.042		20.962	17.508	16.572	17	16:30:43.355	56.383	+1.110	21.939	17.725	16.719
12	16:26:01.783	55.808	+0.766	21.015	17.806	16.987	18	16:31:39.155	55.800	+0.527	21.316	17.726	16.758
13	16:26:57.157	55.374	+0.332	21.166	17.571	16.637	(666) Giel BRONDER						
14	16:27:52.286	55.129	+0.087	20.973	17.575	16.581	1	16:15:52.262	58.830	+3.505	23.885	17.946	16.999
15	16:28:48.244	55.958	+0.916	21.392	17.785	16.781	2	16:16:47.928	55.666	+0.341	21.303	17.587	16.776
16	16:29:44.355	56.111	+1.069	21.262	18.205	16.644	3	16:17:43.297	55.369	+0.044	21.180	17.553	16.636
17	16:30:39.667	55.312	+0.270	21.148	17.544	16.620	4	16:18:38.622	55.325		21.133	17.539	16.653
18	16:31:35.023	55.356	+0.314	21.118	17.577	16.661	5	16:19:35.621	56.999	+1.674	21.650	18.185	17.164
(613) Philipp SEEWER							6	16:20:31.126	55.505	+0.180	21.194	17.566	16.745
1	16:15:49.715	57.620	+2.748	22.695	17.956	16.969	7	16:21:27.589	56.463	+1.138	21.357	17.572	17.534
2	16:16:45.977	56.262	+1.390	21.720	17.612	16.930	8	16:22:23.346	55.757	+0.432	21.350	17.581	16.826
3	16:17:41.532	55.555	+0.683	21.411	17.553	16.591	9	16:23:19.430	56.084	+0.759	21.439	18.010	16.635
4	16:18:36.550	55.018	+0.146	21.009	17.433	16.576	10	16:24:16.328	56.898	+1.573	21.739	18.111	17.048
5	16:19:31.624	55.074	+0.202	21.084	17.393	16.597	11	16:25:11.913	55.585	+0.260	21.289	17.591	16.705
6	16:20:26.699	55.075	+0.203	20.962	17.499	16.614	12	16:26:07.420	55.507	+0.182	21.295	17.517	16.695
7	16:21:21.735	55.036	+0.164	21.074	17.451	16.511	13	16:27:02.930	55.510	+0.185	21.183	17.587	16.740
8	16:22:16.607	54.872		20.946	17.425	16.501	14	16:27:58.533	55.603	+0.278	21.300	17.529	16.774
9	16:23:12.679	56.072	+1.200	21.038	17.536	17.498	15	16:28:54.201	55.668	+0.343	21.272	17.609	16.787
10	16:24:08.518	55.839	+0.967	21.305	17.927	16.607	16	16:29:49.819	55.618	+0.293	21.246	17.599	16.773
11	16:25:03.691	55.173	+0.301	21.137	17.496	16.540	17	16:30:45.493	55.674	+0.349	21.291	17.653	16.730
12	16:26:05.682	1:01.991	+7.119	27.768	17.543	16.680	18	16:31:41.110	55.617	+0.292	21.360	17.568	16.689
13	16:27:01.110	55.428	+0.556	21.219	17.590	16.619	(633) Michel BIFFIGER						
14	16:27:56.393	55.283	+0.411	21.115	17.544	16.624	1	16:15:57.641	1:05.088	+10.137	29.698	18.287	17.103
15	16:28:51.554	55.161	+0.289	21.093	17.507	16.561	2	16:16:53.802	56.161	+1.210	21.521	17.776	16.864
16	16:29:47.213	55.659	+0.787	21.239	17.681	16.739	3	16:17:49.295	55.493	+0.542	21.161	17.634	16.698
17	16:30:42.684	55.471	+0.599	21.335	17.514	16.622	4	16:18:44.645	55.350	+0.399	21.172	17.555	16.623
18	16:31:38.117	55.433	+0.561	21.201	17.534	16.698	5	16:19:40.121	55.476	+0.525	21.117	17.708	16.651
(618) Mick WISHOFER							6	16:20:35.500	55.379	+0.428	21.345	17.455	16.579
1	16:15:54.527	1:00.040	+5.530	24.991	17.914	17.135	7	16:21:30.889	55.389	+0.438	21.093	17.598	16.698
2	16:16:49.890	55.363	+0.853	21.204	17.560	16.599	8	16:22:26.158	55.269	+0.318	21.128	17.443	16.698
3	16:17:44.944	55.054	+0.544	21.008	17.533	16.513	9	16:23:23.107	56.949	+1.998	21.259	18.615	17.075
4	16:18:39.896	54.952	+0.442	20.776	17.524	16.652	10	16:24:18.656	55.549	+0.598	21.284	17.551	16.714
5	16:19:35.037	55.141	+0.631	20.919	17.721	16.501	11	16:25:13.997	55.341	+0.390	21.227	17.559	16.555
6	16:20:30.037	55.000	+0.490	20.916	17.440	16.644	12	16:26:09.976	55.979	+1.028	21.511	17.776	16.692
7	16:21:24.888	54.851	+0.341	20.842	17.575	16.434	13	16:27:05.350	55.374	+0.423	21.169	17.585	16.620
8	16:22:19.643	54.755	+0.245	20.818	17.345	16.592	14	16:28:00.759	55.409	+0.458	21.125	17.540	16.744
9	16:23:14.248	54.605	+0.095	20.788	17.342	16.475	15	16:28:56.596	55.837	+0.886	21.647	17.573	16.617
10	16:24:09.370	55.122	+0.612	20.810	17.809	16.503	16	16:29:51.924	55.328	+0.377	21.074	17.627	16.627
11	16:25:03.880	54.510		20.809	17.295	16.406	17	16:30:46.875	54.951		21.063	17.402	16.486
12	16:25:58.948	55.068	+0.558	21.211	17.391	16.466	18	16:31:42.095	55.220	+0.269	21.100	17.519	16.601
13	16:26:53.689	54.741	+0.231	20.910	17.407	16.424	(650) Tamsin GERMAIN						
14	16:27:48.501	54.812	+0.302	20.888	17.379	16.545	1	16:15:52.704	59.282	+3.915	24.368	17.999	16.915
15	16:28:43.308	54.807	+0.297	20.885	17.395	16.527	2	16:16:48.684	55.980	+0.613	21.422	17.772	16.786
16	16:29:38.106	54.798	+0.288	20.975	17.343	16.480							

KICK OFF - GENK - 2016

5. DD2

Genk 1,360 Km

DD2 Finale 2

13.03.2016 16:10

Race (18 Laps) started at 16:14:51

Lap	Time of Day	Lap Tm	Diff	S1 Tm	S2 Tm	S3 Tm	Lap	Time of Day	Lap Tm	Diff	S1 Tm	S2 Tm	S3 Tm
(635) Joey ALDERS													
1	16:15:59.643	1:07.002	+11.963	31.557	18.602	16.843	9	16:23:23.246	58.440	+2.857	21.230	19.893	17.317
2	16:16:55.436	55.793	+0.754	21.229	17.830	16.734	10	16:24:20.152	56.906	+1.323	21.794	18.184	16.928
3	16:17:51.202	55.766	+0.727	21.267	17.610	16.889	11	16:25:15.784	55.632	+0.049	21.185	17.720	16.727
4	16:18:46.241	55.039		20.983	17.444	16.612	12	16:26:11.830	56.046	+0.463	21.418	17.714	16.914
5	16:19:42.769	56.528	+1.489	21.919	17.867	16.742	13	16:27:08.024	56.194	+0.611	21.401	17.783	17.010
6	16:20:38.013	55.244	+0.205	21.100	17.497	16.647	14	16:28:03.887	55.863	+0.280	21.314	17.721	16.828
7	16:21:33.151	55.138	+0.099	21.094	17.426	16.618	15	16:28:59.617	55.730	+0.147	21.358	17.613	16.759
8	16:22:28.200	55.049	+0.010	20.885	17.533	16.631	16	16:29:55.594	55.977	+0.394	21.337	17.787	16.853
9	16:23:23.658	55.458	+0.419	20.995	17.839	16.624	17	16:30:51.729	56.135	+0.552	21.451	17.800	16.884
10	16:24:19.697	56.039	+1.000	21.319	17.756	16.964	18	16:31:48.357	56.628	+1.045	21.880	17.826	16.922
11	16:25:14.771	55.074	+0.035	21.053	17.487	16.534	(652) Tim VER ELST						
12	16:26:10.443	55.672	+0.633	21.320	17.485	16.867	1	16:15:58.529	1:04.607	+9.117	29.211	18.211	17.185
13	16:27:05.874	55.431	+0.392	21.275	17.544	16.612	2	16:16:55.192	56.663	+1.173	21.507	18.220	16.936
14	16:28:00.990	55.116	+0.077	21.034	17.481	16.601	3	16:17:51.601	56.409	+0.919	21.667	17.642	17.100
15	16:28:56.313	55.323	+0.284	21.202	17.448	16.673	4	16:18:47.178	55.577	+0.087	21.256	17.672	16.649
16	16:29:51.534	55.221	+0.182	21.060	17.535	16.626	5	16:19:43.917	56.739	+1.249	21.277	18.246	17.216
17	16:30:46.663	55.129	+0.090	21.034	17.489	16.606	6	16:20:39.857	55.940	+0.450	21.522	17.656	16.762
18	16:31:41.736	55.073	+0.034	21.040	17.432	16.601	7	16:21:35.369	55.512	+0.022	21.147	17.645	16.720
(642) Jamie BILLINGS													
1	16:15:53.585	59.859	+4.481	24.731	18.196	16.932	8	16:22:31.243	55.874	+0.384	21.464	17.635	16.775
2	16:16:49.581	55.996	+0.618	21.473	17.683	16.840	9	16:23:27.003	55.760	+0.270	21.240	17.696	16.824
3	16:17:45.577	55.996	+0.618	21.532	17.701	16.763	10	16:24:22.899	55.896	+0.406	21.371	17.748	16.777
4	16:18:41.224	55.647	+0.269	21.280	17.572	16.795	11	16:25:18.855	55.956	+0.466	21.439	17.755	16.762
5	16:19:36.937	55.713	+0.335	21.405	17.623	16.685	12	16:26:14.345	55.490		21.225	17.621	16.644
6	16:20:32.537	55.600	+0.222	21.381	17.568	16.651	13	16:27:10.270	55.925	+0.435	21.282	17.815	16.828
7	16:21:27.915	55.378		21.142	17.536	16.700	14	16:28:05.897	55.627	+0.137	21.328	17.591	16.708
8	16:22:23.598	55.683	+0.305	21.321	17.587	16.775	15	16:29:01.621	55.724	+0.234	21.274	17.604	16.846
9	16:23:25.013	1:01.415	+6.037	21.394	23.082	16.939	16	16:29:57.662	56.041	+0.551	21.305	17.592	17.144
10	16:24:21.043	56.030	+0.652	21.502	17.770	16.758	17	16:30:53.514	55.852	+0.362	21.301	17.652	16.899
11	16:25:17.504	56.461	+1.083	21.578	17.921	16.962	18	16:31:49.266	55.752	+0.262	21.447	17.604	16.701
12	16:26:13.324	55.820	+0.442	21.466	17.609	16.745	(642) Jamie BILLINGS						
13	16:27:08.893	55.569	+0.191	21.222	17.637	16.710	1	16:15:55.472	1:01.390	+5.798	26.122	18.174	17.094
14	16:28:04.642	55.749	+0.371	21.396	17.624	16.729	2	16:16:51.859	56.387	+0.795	21.659	17.845	16.883
15	16:29:00.244	55.602	+0.224	21.257	17.665	16.680	3	16:17:47.488	55.629	+0.037	21.341	17.625	16.663
16	16:29:55.939	55.695	+0.317	21.321	17.658	16.716	4	16:18:43.199	55.711	+0.119	21.328	17.642	16.741
17	16:30:51.789	55.850	+0.472	21.376	17.676	16.798	5	16:19:38.791	55.592		21.265	17.635	16.692
18	16:31:47.765	55.976	+0.598	21.432	17.688	16.856	6	16:20:34.453	55.662	+0.070	21.303	17.635	16.724
(611) Dennis KROES													
1	16:15:53.585	59.859	+4.481	24.731	18.196	16.932	7	16:21:30.279	55.826	+0.234	21.324	17.678	16.824
2	16:16:49.581	55.996	+0.618	21.473	17.683	16.840	8	16:22:26.044	55.765	+0.173	21.341	17.614	16.810
3	16:17:45.577	55.996	+0.618	21.532	17.701	16.763	9	16:23:23.429	57.385	+1.793	21.658	18.518	17.209
4	16:18:41.224	55.647	+0.269	21.280	17.572	16.795	10	16:24:20.545	57.116	+1.524	22.129	18.141	16.846
5	16:19:36.937	55.713	+0.335	21.405	17.623	16.685	11	16:25:17.831	57.286	+1.694	21.758	18.141	17.387
6	16:20:32.537	55.600	+0.222	21.381	17.568	16.651	12	16:26:14.059	56.228	+0.636	21.529	17.784	16.915
7	16:21:27.915	55.378		21.142	17.536	16.700	13	16:27:10.691	56.632	+1.040	21.512	18.137	16.983
8	16:22:23.598	55.683	+0.305	21.321	17.587	16.775	14	16:28:06.762	56.071	+0.479	21.444	17.770	16.857
9	16:23:25.013	1:01.415	+6.037	21.394	23.082	16.939	15	16:29:02.832	56.070	+0.478	21.351	17.796	16.923
10	16:24:21.043	56.030	+0.652	21.502	17.770	16.758	16	16:29:58.700	55.868	+0.276	21.464	17.651	16.753
11	16:25:17.504	56.461	+1.083	21.578	17.921	16.962	17	16:30:54.720	56.020	+0.428	21.461	17.702	16.857
12	16:26:13.324	55.820	+0.442	21.466	17.609	16.745	18	16:31:51.191	56.471	+0.879	21.673	17.813	16.985
13	16:27:08.893	55.569	+0.191	21.222	17.637	16.710	(602) Thierry DE JONG						
14	16:28:04.642	55.749	+0.371	21.396	17.624	16.729	1	16:15:56.299	1:01.412	+5.679	25.942	18.401	17.069
15	16:29:00.244	55.602	+0.224	21.257	17.665	16.680	2	16:16:52.301	56.002	+0.269	21.434	17.785	16.783
16	16:29:55.939	55.695	+0.317	21.321	17.658	16.716	3	16:17:48.292	55.991	+0.258	21.389	17.762	16.840
17	16:30:51.789	55.850	+0.472	21.376	17.676	16.798	4	16:18:44.227	55.935	+0.202	21.397	17.762	16.776
18	16:31:47.765	55.976	+0.598	21.432	17.688	16.856	5	16:19:39.960	55.733		21.322	17.717	16.694
(646) Placido Andrisani													
1	16:15:53.941	1:00.056	+4.473	24.649	18.356	17.051	6	16:20:36.348	56.388	+0.655	21.794	17.732	16.862
2	16:16:50.406	56.465	+0.882	21.460	17.792	17.213	7	16:21:32.442	56.094	+0.361	21.518	17.794	16.782
3	16:17:46.336	55.930	+0.347	21.308	17.709	16.913	8	16:22:28.453	56.011	+0.278	21.337	17.706	16.968
4	16:18:42.111	55.775	+0.192	21.379	17.730	16.666	9	16:23:24.582	56.129	+0.396	21.220	18.088	16.821
5	16:19:37.798	55.687	+0.104	21.255	17.779	16.653	10	16:24:20.774	56.192	+0.459	21.430	17.899	16.863
6	16:20:33.613	55.815	+0.232	21.344	17.731	16.740	11	16:25:16.971	56.197	+0.464	21.606	17.854	16.737
7	16:21:29.196	55.583		21.190	17.715	16.678	12	16:26:12.793	55.822	+0.089	21.299	17.742	16.781
8	16:22:24.806	55.610	+0.027	21.241	17.664	16.705	13	16:27:08.690	55.897	+0.164	21.320	17.769	16.808
							14	16:28:05.019	56.329	+0.596	21.385	17.735	17.209

Chief of Timing & Scoring: Gert Nijis

Orbits

Race Director: Wim Hallers

With reservation SC/TC

Published on:

www.mylaps.com

Licensed to: MW Race Consulting

KICK OFF - GENK - 2016

5. DD2 Genk 1,360 Km
 DD2 Finale 2 13.03.2016 16:10
 Race (18 Laps) started at 16:14:51

Lap	Time of Day	Lap Tm	Diff	S1 Tm	S2 Tm	S3 Tm
15	16:29:03.426	58.407	+2.674	21.294	17.814	19.299
16	16:30:00.355	56.929	+1.196	21.976	17.990	16.963
17	16:30:56.979	56.624	+0.891	21.414	17.899	17.311
18	16:31:53.406	56.427	+0.694	21.597	17.861	16.969

(627) Andreas LASKARATOS						
Lap	Time of Day	Lap Tm	Diff	S1 Tm	S2 Tm	S3 Tm
1	16:15:56.922	1:02.377	+6.335	26.591	18.667	17.119
2	16:16:53.498	56.576	+0.534	21.716	17.887	16.973
3	16:17:49.790	56.292	+0.250	21.398	18.077	16.817
4	16:18:45.832	56.042		21.366	17.922	16.754
5	16:19:44.099	58.267	+2.225	22.255	18.365	17.647
6	16:20:42.337	58.238	+2.196	22.533	18.791	16.914
7	16:21:38.489	56.152	+0.110	21.559	17.776	16.817
8	16:22:34.939	56.450	+0.408	21.757	17.837	16.856
9	16:23:31.368	56.429	+0.387	21.463	18.096	16.870
10	16:24:27.507	56.139	+0.097	21.495	17.775	16.869
11	16:25:24.339	56.832	+0.790	22.123	17.917	16.792
12	16:26:20.417	56.078	+0.036	21.506	17.744	16.828
13	16:27:16.466	56.049	+0.007	21.449	17.781	16.819
14	16:28:12.598	56.132	+0.090	21.469	17.784	16.879
15	16:29:08.782	56.184	+0.142	21.481	17.740	16.963
16	16:30:05.034	56.252	+0.210	21.573	17.816	16.863
17	16:31:01.719	56.685	+0.643	21.886	17.849	16.950
18	16:31:57.937	56.218	+0.176	21.494	17.836	16.888

(641) Ronald BILLINGS						
Lap	Time of Day	Lap Tm	Diff	S1 Tm	S2 Tm	S3 Tm
1	16:15:57.935	1:03.180	+7.141	26.980	18.685	17.515
2	16:16:55.622	57.687	+1.648	21.915	18.492	17.280
3	16:17:52.101	56.479	+0.440	21.629	17.824	17.026
4	16:18:48.511	56.410	+0.371	21.582	18.025	16.803
5	16:19:44.757	56.246	+0.207	21.636	17.740	16.870
6	16:20:42.544	57.787	+1.748	21.867	18.940	16.980
7	16:21:38.738	56.194	+0.155	21.494	17.774	16.926
8	16:22:35.145	56.407	+0.368	21.673	17.858	16.876
9	16:23:31.552	56.407	+0.368	21.423	18.054	16.930
10	16:24:27.623	56.071	+0.032	21.485	17.788	16.798
11	16:25:24.480	56.857	+0.818	22.089	17.933	16.835
12	16:26:20.563	56.083	+0.044	21.525	17.758	16.800
13	16:27:16.602	56.039		21.454	17.750	16.835
14	16:28:12.697	56.095	+0.056	21.451	17.787	16.857
15	16:29:08.824	56.127	+0.088	21.460	17.908	16.759
16	16:30:05.206	56.382	+0.343	21.746	17.780	16.856
17	16:31:01.865	56.659	+0.620	22.085	17.791	16.783
18	16:31:58.238	56.373	+0.334	21.570	17.914	16.889

(666) Richard JUT						
Lap	Time of Day	Lap Tm	Diff	S1 Tm	S2 Tm	S3 Tm
1	16:15:55.039	1:00.876	+4.842	25.231	18.361	17.284
2	16:16:51.891	56.852	+0.818	21.868	17.865	17.119
3	16:17:48.885	56.994	+0.960	21.721	18.045	17.228
4	16:18:45.591	56.706	+0.672	21.903	17.833	16.970
5	16:19:43.964	58.373	+2.339	22.489	18.429	17.455
6	16:20:41.795	57.831	+1.797	22.580	18.184	17.067
7	16:21:38.303	56.508	+0.474	21.547	17.762	17.199
8	16:22:34.644	56.341	+0.307	21.543	17.801	16.997
9	16:23:30.816	56.172	+0.138	21.326	17.874	16.972
10	16:24:27.170	56.354	+0.320	21.567	17.853	16.934
11	16:25:23.626	56.456	+0.422	21.533	17.925	16.998
12	16:26:19.838	56.212	+0.178	21.553	17.734	16.925
13	16:27:15.989	56.151	+0.117	21.490	17.745	16.916
14	16:28:12.023	56.034		21.342	17.693	16.999
15	16:29:08.171	56.148	+0.114	21.338	17.758	17.052
16	16:30:04.795	56.624	+0.590	21.697	17.893	17.034
17	16:31:02.223	57.428	+1.394	22.767	17.795	16.866
18	16:31:58.523	56.300	+0.266	21.589	17.804	16.907

(644) Clive BILLINGS						
Lap	Time of Day	Lap Tm	Diff	S1 Tm	S2 Tm	S3 Tm
15	16:29:03.426	58.407	+2.674	21.294	17.814	19.299
16	16:30:00.355	56.929	+1.196	21.976	17.990	16.963
17	16:30:56.979	56.624	+0.891	21.414	17.899	17.311
18	16:31:53.406	56.427	+0.694	21.597	17.861	16.969

Lap	Time of Day	Lap Tm	Diff	S1 Tm	S2 Tm	S3 Tm
1	16:15:58.540	1:04.073	+7.582	27.504	19.147	17.422
2	16:16:56.474	57.934	+1.443	22.027	18.691	17.216
3	16:17:53.360	56.886	+0.395	21.617	18.119	17.150
4	16:18:50.486	57.126	+0.635	21.974	18.096	17.056
5	16:19:47.286	56.800	+0.309	21.712	17.880	17.208
6	16:20:44.005	56.719	+0.228	21.727	18.077	16.915
7	16:21:40.866	56.861	+0.370	21.713	18.064	17.084
8	16:22:37.384	56.518	+0.027	21.608	17.879	17.031
9	16:23:34.259	56.875	+0.384	21.789	18.045	17.041
10	16:24:30.981	56.722	+0.231	21.684	18.007	17.031
11	16:25:27.738	56.757	+0.267	21.673	18.048	17.036
12	16:26:24.456	56.718	+0.227	21.663	18.052	17.003
13	16:27:21.427	56.971	+0.480	21.766	18.112	17.093
14	16:28:18.592	57.165	+0.674	21.815	18.083	17.267
15	16:29:15.902	57.310	+0.819	21.810	18.337	17.163
16	16:30:13.423	57.521	+1.030	22.030	18.260	17.231
17	16:31:09.914	56.491		21.557	17.844	17.090
18	16:32:07.024	57.110	+0.619	21.948	18.087	17.075

(630) Maxim SHAPOSHNIKOV						
Lap	Time of Day	Lap Tm	Diff	S1 Tm	S2 Tm	S3 Tm
1	16:15:56.854	1:01.735	+5.113	25.675	18.766	17.294
2	16:16:54.416	57.562	+0.940	22.152	18.315	17.095
3	16:17:51.809	57.393	+0.771	21.682	17.990	17.721
4	16:18:48.468	56.659	+0.037	21.694	17.971	16.994
5	16:19:45.660	57.192	+0.570	22.072	18.121	16.999
6	16:20:42.870	57.210	+0.588	21.731	18.445	17.034
7	16:21:39.492	56.622		21.794	17.872	16.956
8	16:22:36.241	56.749	+0.127	21.715	18.057	16.977
9	16:23:33.002	56.761	+0.139	21.743	18.053	16.965
10	16:24:29.801	56.799	+0.177	21.770	18.038	16.991
11	16:25:26.967	57.166	+0.544	21.938	18.133	17.095
12	16:26:23.911	56.944	+0.322	21.711	18.093	17.140
13	16:27:21.130	57.219	+0.597	21.730	18.243	17.246
14	16:28:18.421	57.291	+0.669	21.930	18.135	17.226
15	16:29:15.757	57.336	+0.714	21.857	18.242	17.237
16	16:30:13.741	57.984	+1.362	21.931	18.480	17.573
17	16:31:10.669	56.928	+0.306	21.884	18.000	17.044
18	16:32:07.726	57.057	+0.435	21.818	18.186	17.053

(616) Marius RAUER						
Lap	Time of Day	Lap Tm	Diff	S1 Tm	S2 Tm	S3 Tm
1	16:15:54.286	1:00.747	+4.970	25.338	18.186	17.223
2	16:16:50.605	56.319	+0.542	21.568	17.748	17.003
3	16:17:46.727	56.122	+0.345	21.427	17.708	16.987
4	16:18:42.761	56.034	+0.257	21.486	17.674	16.874
5	16:19:38.845	56.084	+0.307	21.411	17.732	16.941
6	16:20:34.904	56.059	+0.282	21.501	17.722	16.836
7	16:21:31.007	56.103	+0.326	21.374	17.743	16.986
8	16:22:26.823	55.816	+0.039	21.331	17.663	16.822
9	16:23:23.759	56.936	+1.159	21.179	18.526	17.231
10	16:24:20.465	56.706	+0.929	21.610	18.099	16.997
11	16:25:16.242	55.777		21.358	17.668	16.751
12	16:26:12.081	55.839	+0.062	21.239	17.785	16.815
13	16:27:08.481	56.400	+0.623	21.237	17.848	17.315
14	16:28:04.390	55.909	+0.132	21.263	17.752	16.894
15	16:29:01.346	56.956	+1.179	21.586	18.073	17.297
16	16:29:57.792	56.446	+0.669	21.331	17.780	17.335
17	16:30:54.028	56.236	+0.459	21.545	17.825	16.866

(614) Niklas GRÄNZ						
Lap	Time of Day	Lap Tm	Diff	S1 Tm	S2 Tm	S3 Tm
1	16:15:50.501	58.014	+2.372	23.232	17.931	16.851
2	16:16:46.143	55.642		21.375	17.607	16.660
3	16:17:42.446	56.303	+0.661	21.366	18.068	16.869
4	16:18:38.282	55.836	+0.194	20.966	17.707	17.163
5	16:19:34.901	56.619	+0.977	21.652	18.253	16.714
6	16:20:30.816	55.915	+0.273	20.976	18.076	16.863
7	16:21:27.017	56.201	+0.559	21.212	17.734	17.255

KICK OFF - GENK - 20165. DD2 Genk 1,360 KmDD2 Finale 2 13.03.2016 16:10

Race (18 Laps) started at 16:14:51

Lap	Time of Day	Lap Tm	Diff	S1 Tm	S2 Tm	S3 Tm	Lap	Time of Day	Lap Tm	Diff	S1 Tm	S2 Tm	S3 Tm
8	16:22:23.162	56.145	+0.503	21.340	17.809	16.996							
9	16:23:19.186	56.024	+0.382	21.382	17.774	16.868							
10	16:24:17.063	57.877	+2.235	21.910	18.109	17.858							
11	16:25:13.783	56.720	+1.078	21.698	18.110	16.912							
12	16:26:11.182	57.399	+1.757	21.573	18.011	17.815							



KICK OFF - GENK - 2016

5. DD2

Genk 1,360 Km

Final result GENTLE and MASTER MAX

Pos	No.	Name	Class	Total points	Diff	F 1	F 2
1	609	Kevin LÜDL	DD2	110	0	55	55
2	612	Martin HENCKEL MORTENSEN	DD2	104	6	52	52
3	691	Constantin SCHOELL	DD2	100	10	50	50
4	621	Fabio STEGER	DD2	95	15	46	49
5	610	Jordy LIEVENS	DD2	93	17	45	48
6	613	Philipp SEEWER	DD2	92	18	48	44
7	651	Stephen BULL	DD2	89	21	42	47
8	604	William VAN DER KAAIJ	DD2	88	22	43	45
9	653	Michael COOL	DD2	87	23	41	46
10	635	Joey ALDERS	DD2	85	25	47	38
11	633	Michel BIFFIGER	DD2	84	26	44	40
12	667	Nico GRIMM	DD2	82	28	40	42
13	686	Giel BRONDER	DD2	79	31	38	41
14	650	Tamsin GERMAIN	DD2 MASTER	78	32	39	39
15	614	Niklas GRÄNZ	DD2	75	35	49	26
16	611	Dennis KROES	DD2 MASTER	73	37	36	37
17	618	Mick WISHOFER	DD2	70	40	27	43
18	646	Placido Andrisani	DD2 MASTER	70	40	34	36
19	652	Tim VER ELST	DD2	70	40	35	35
20	642	Jamie BILLINGS	DD2	67	43	33	34
21	616	Marius RAUER	DD2	64	46	37	27
22	627	Andreas LASKARATOS	DD2	64	46	32	32
23	602	Thierry DE JONG	DD2	61	49	28	33
24	641	Ronald BILLINGS	DD2 MASTER	61	49	30	31
25	666	Richard JUT	DD2 MASTER	61	49	31	30
26	644	Clive BILLINGS	DD2 MASTER	58	52	29	29
27	630	Maxim SHAPOSHNIKOV	DD2 MASTER	54	56	26	28



KICK OFF - GENK - 2016

5. DD2

Genk 1,360 Km

Final result GENTLE and MASTER MAX

Pos	No.	Name	Class	Total points	Diff	F 1	F 2
DD2							
1	609	Kevin LÜDL	DD2	110	0	55	55
2	612	Martin HENCKEL MORTENSEN	DD2	104	6	52	52
3	691	Constantin SCHOELL	DD2	100	10	50	50
4	621	Fabio STEGER	DD2	95	15	46	49
5	610	Jordy LIEVENS	DD2	93	17	45	48
6	613	Philipp SEEWER	DD2	92	18	48	44
7	651	Stephen BULL	DD2	89	21	42	47
8	604	William VAN DER KAAIJ	DD2	88	22	43	45
9	653	Michael COOL	DD2	87	23	41	46
10	635	Joey ALDERS	DD2	85	25	47	38
11	633	Michel BIFFIGER	DD2	84	26	44	40
12	667	Nico GRIMM	DD2	82	28	40	42
13	686	Giel BRONDER	DD2	79	31	38	41
14	614	Niklas GRÄNZ	DD2	75	35	49	26
15	618	Mick WISHOFER	DD2	70	40	27	43
16	652	Tim VER ELST	DD2	70	40	35	35
17	642	Jamie BILLINGS	DD2	67	43	33	34
18	616	Marius RAUER	DD2	64	46	37	27
19	627	Andreas LASKARATOS	DD2	64	46	32	32
20	602	Thierry DE JONG	DD2	61	49	28	33
DD2 MASTER							
1	650	Tamsin GERMAIN	DD2 MASTER	78	32	39	39
2	611	Dennis KROES	DD2 MASTER	73	37	36	37
3	646	Placido Andrisani	DD2 MASTER	70	40	34	36
4	641	Ronald BILLINGS	DD2 MASTER	61	49	30	31
5	666	Richard JUT	DD2 MASTER	61	49	31	30
6	644	Clive BILLINGS	DD2 MASTER	58	52	29	29
7	630	Maxim SHAPOSHNIKOV	DD2 MASTER	54	56	26	28