

Autoropa Racingdays

Swedish GT

Ring Knutstorp 2,070 Km

Free practice 1

04.09.2015 10:10

Practice (30:00 Time) started at 10:10:00

Pos	No.	Name	Nat-Club	Entrant	Make	Laps	Best Tm	Diff	n Lap	km/h
1	33	M. Babalus/C. Hobohm	ACI/Sportvagnsclub Göteborg	Babalus	458 Challenge EVO	21	59.111		16	126,068
2	9	T. Karlsson/O. Nilsson	/Hässleholms MK	Mtech Competition	Porsche 911 GT3 Cup	25	59.587	0.476	8	125,061
3	8	P.Høst Hansen/M.Pedersser	KNA Väler		Porsche 991 GT 3 Cup	26	1:00.810	1.699	15	122,546
4	21	M. Öhman	SWE-KAK	Mtech Competition	Porsche 911 GT3 Cup	21	1:00.822	1.711	20	122,521
5	99	I. Mattsson/ J. Johansson	ARC	Mattssons Fasteners	Porsche GT3 Cup 991	18	1:01.928	2.817	17	120,333
6	13	M. Nelson/R. Göransson	SWE-	Team Tidö		19	1:01.940	2.829	4	120,310
7	55	M.Wik/A.Andersson		Autoropa	Ferrari 458	23	1:02.120	3.009	20	119,961
8	37	D. Haglöf/P. Wallenberg	KAK/KAK	PWR Racing Team	Lamborghini Huracán S	7	1:02.290	3.179	7	119,634
9	121	H. Ricknäs/M. Holmström	KAK/Falkenberg MK		Porche GT4 Cup	20	1:03.044	3.933	14	118,203
0	59	T. Eliasson/R. Nilsson	Kristianstads KK/Hyllinge MS	Nibor	Lotus Exige Cup R	23	1:03.926	4.815	22	116,572
1	34	T. Belfrage/K. Mäkinen	Göteborg Team 13		Ferrari 360	15	1:06.332	7.221	11	112,344

Announcements

These results are provisional until the conclusion of any judicial and technical matters!



Autoropa Racingdays

Swedish GT

Ring Knutstorp 2,070 Km

Free practice 1

04.09.2015 10:10

Practice (30:00 Time) started at 10:10:00

Lap	Lap Tm	Diff	Time of Day
(33) M. Babalus/C. Hobohm			
1	1:16.787	+17.676	10:12:46.456
2	1:16.489	+17.378	10:14:02.945
3	1:12.143	+13.032	10:15:15.088
4	1:09.190	+10.079	10:16:24.278
p5	1:21.588	+22.477	10:17:45.866
6	5:09.360	+4:10.249	10:22:55.226
7	1:09.913	+10.802	10:24:05.139
8	1:10.913	+11.802	10:25:16.052
9	1:09.911	+10.800	10:26:25.963
10	1:08.631	+9.520	10:27:34.594
11	1:09.585	+10.474	10:28:44.179
p12	1:19.090	+19.979	10:30:03.269
13	2:38.489	+1:39.378	10:32:41.758
14	1:00.763	+1.652	10:33:42.521
15	59.849	+0.738	10:34:42.370
16	59.111		10:35:41.481
17	59.437	+0.326	10:36:40.918
18	59.383	+0.272	10:37:40.301
19	59.917	+0.806	10:38:40.218
20	59.788	+0.677	10:39:40.006
21	59.914	+0.803	10:40:39.920

Lap	Lap Tm	Diff	Time of Day
(9) T. Karlsson/O. Nilsson			
1	1:28.997	+29.410	10:13:05.538
2	1:03.716	+4.129	10:14:09.254
3	1:01.246	+1.659	10:15:10.500
4	1:00.432	+0.845	10:16:10.932
5	1:01.612	+2.025	10:17:12.544
6	59.945	+0.358	10:18:12.489
7	59.919	+0.332	10:19:12.408
8	59.587		10:20:11.995
9	59.936	+0.349	10:21:11.931
p10	1:05.692	+6.105	10:22:17.623
11	3:01.183	+2:01.596	10:25:18.806
12	1:07.409	+7.822	10:26:26.215
13	1:04.432	+4.845	10:27:30.647
14	1:02.913	+3.326	10:28:33.560
15	1:02.553	+2.966	10:29:36.113
16	1:03.085	+3.498	10:30:39.198
17	1:02.455	+2.868	10:31:41.653
18	1:02.427	+2.840	10:32:44.080
19	1:02.275	+2.688	10:33:46.355
20	1:02.240	+2.653	10:34:48.595
21	1:01.896	+2.309	10:35:50.491
22	1:02.011	+2.424	10:36:52.502
23	1:03.162	+3.575	10:37:55.664
24	1:02.027	+2.440	10:38:57.691
p25	1:09.266	+9.679	10:40:06.957

Lap	Lap Tm	Diff	Time of Day
(8) P.Høst Hansen/M.Pederssen			
1	1:11.147	+10.337	10:13:05.098
2	1:08.242	+7.432	10:14:13.340
3	1:03.512	+2.702	10:15:16.852
4	1:03.498	+2.688	10:16:20.350
5	1:02.638	+1.828	10:17:22.988
6	1:01.750	+0.940	10:18:24.738
7	1:01.818	+1.008	10:19:26.556
8	1:03.057	+2.247	10:20:29.613
9	1:01.905	+1.095	10:21:31.518
10	1:01.710	+0.900	10:22:33.228
11	1:01.496	+0.686	10:23:34.724
12	1:01.406	+0.596	10:24:36.130
13	1:01.374	+0.564	10:25:37.504
14	1:01.312	+0.502	10:26:38.816

Lap	Lap Tm	Diff	Time of Day
15	1:00.810		10:27:39.626
16	1:02.367	+1.557	10:28:41.993
17	1:01.583	+0.773	10:29:43.576
18	1:00.941	+0.131	10:30:44.517
19	1:01.006	+0.196	10:31:45.523
20	1:01.005	+0.195	10:32:46.528
21	1:01.377	+0.567	10:33:47.905
22	1:01.366	+0.556	10:34:49.271
23	1:01.637	+0.827	10:35:50.908
24	1:01.870	+1.060	10:36:52.778
25	1:01.290	+0.480	10:37:54.068
p26	1:07.649	+6.839	10:39:01.717

Lap	Lap Tm	Diff	Time of Day
(21) M. Öhman			
1	1:14.922	+14.100	10:12:51.428
2	1:06.941	+6.119	10:13:58.369
3	1:04.695	+3.873	10:15:03.064
4	1:04.182	+3.360	10:16:07.246
5	1:02.846	+2.024	10:17:10.092
6	1:02.148	+1.326	10:18:12.240
7	1:02.110	+1.288	10:19:14.350
8	1:01.383	+0.561	10:20:15.733
9	1:01.363	+0.541	10:21:17.096
10	1:01.412	+0.590	10:22:18.508
11	1:01.678	+0.856	10:23:20.186
12	1:02.235	+1.413	10:24:22.421
p13	1:09.182	+8.360	10:25:31.603
14	2:56.386	+1:55.564	10:28:27.989
15	1:01.152	+0.330	10:29:29.141
16	1:01.302	+0.480	10:30:30.443
17	1:00.985	+0.163	10:31:31.428
18	1:00.933	+0.111	10:32:32.361
19	1:01.125	+0.303	10:33:33.486
20	1:00.822		10:34:34.308
p21	1:07.438	+6.616	10:35:41.746

Lap	Lap Tm	Diff	Time of Day
(99) I. Mattsson/ J. Johansson			
1	1:09.322	+7.394	10:12:47.095
2	1:09.956	+8.028	10:13:57.051
3	1:05.441	+3.513	10:15:02.492
4	1:09.057	+7.129	10:16:11.549
5	1:05.283	+3.355	10:17:16.832
6	1:04.775	+2.847	10:18:21.607
7	1:04.284	+2.356	10:19:25.891
8	1:05.136	+3.208	10:20:31.027
9	1:04.440	+2.512	10:21:35.467
p10	1:11.694	+9.766	10:22:47.161
11	2:27.481	+1:25.553	10:25:14.642
12	1:03.453	+1.525	10:26:18.095
13	1:02.658	+0.730	10:27:20.753
p14	1:08.109	+6.181	10:28:28.862
15	2:49.937	+1:48.009	10:31:18.799
16	1:02.129	+0.201	10:32:20.928
17	1:01.928		10:33:22.856
p18	1:10.835	+8.907	10:34:33.691

Lap	Lap Tm	Diff	Time of Day
(13) M. Nelson/R. Göransson			
1	1:05.990	+4.050	10:12:25.282
2	1:03.267	+1.327	10:13:28.549
3	1:02.372	+0.432	10:14:30.921
4	1:01.940		10:15:32.861
5	1:02.417	+0.477	10:16:35.278
6	1:03.531	+1.591	10:17:38.809
7	1:02.613	+0.673	10:18:41.422
8	1:02.605	+0.665	10:19:44.027
p9	1:10.476	+8.536	10:20:54.503

Lap	Lap Tm	Diff	Time of Day
10	7:08.196	+6:06.256	10:28:02.699
11	1:02.755	+0.815	10:29:05.454
12	1:02.402	+0.462	10:30:07.856
13	1:02.387	+0.447	10:31:10.243
14	1:02.483	+0.543	10:32:12.726
15	1:02.218	+0.278	10:33:14.944
p16	1:17.579	+15.639	10:34:32.523
17	4:01.110	+2:59.170	10:38:33.633
18	1:02.823	+0.883	10:39:36.456
p19	1:12.478	+10.538	10:40:48.934

Lap	Lap Tm	Diff	Time of Day
(55) M.Wik/A.Andersson			
1	1:12.385	+10.265	10:12:38.599
2	1:10.504	+8.384	10:13:49.103
p3	1:13.266	+11.146	10:15:02.369
4	1:56.428	+54.308	10:16:58.797
5	1:04.246	+2.126	10:18:03.043
6	1:02.607	+0.487	10:19:05.650
7	1:02.756	+0.636	10:20:08.406
8	1:03.324	+1.204	10:21:11.730
9	1:03.748	+1.628	10:22:15.478
10	1:03.105	+0.985	10:23:18.583
p11	1:16.599	+14.479	10:24:35.182
12	4:17.905	+3:15.785	10:28:53.087
13	1:03.717	+1.597	10:29:56.804
14	1:02.886	+0.766	10:30:59.690
15	1:03.330	+1.210	10:32:03.020
16	1:04.091	+1.971	10:33:07.111
17	1:02.534	+0.414	10:34:09.645
18	1:03.231	+1.111	10:35:12.876
19	1:07.691	+5.571	10:36:20.567
20	1:02.120		10:37:22.687
21	1:02.399	+0.279	10:38:25.086
22	1:02.697	+0.577	10:39:27.783
23	1:02.377	+0.257	10:40:30.160

Lap	Lap Tm	Diff	Time of Day
(37) D. Haglöf/P. Wallenberg			
1	1:02.819	+0.529	10:34:12.938
2	1:04.112	+1.822	10:35:17.050
3	1:04.812	+2.522	10:36:21.862
4	1:02.922	+0.632	10:37:24.784
5	1:02.450	+0.160	10:38:27.234
6	1:02.302	+0.012	10:39:29.536
7	1:02.290		10:40:31.826

Lap	Lap Tm	Diff	Time of Day
(121) H. Ricknäs/M. Holmström			
1	1:07.809	+4.765	10:12:47.546
2	1:10.068	+7.024	10:13:57.614
3	1:05.105	+2.061	10:15:02.719
4	1:06.058	+3.014	10:16:08.777
5	1:05.418	+2.374	10:17:14.195
6	1:04.428	+1.384	10:18:18.623
7	1:04.495	+1.451	10:19:23.118
8	1:03.829	+0.785	10:20:26.947
p9	1:13.734	+10.690	10:21:40.681
10	5:04.993	+4:01.949	10:26:45.674
11	1:04.212	+1.168	10:27:49.886
12	1:03.841	+0.797	10:28:53.727
13	1:03.929	+0.885	10:29:57.656
14	1:03.044		10:31:00.700
15	1:03.164	+0.120	10:32:03.864
16	1:04.494	+1.450	10:33:08.358
17	1:03.921	+0.877	10:34:12.279
18	1:04.301	+1.257	10:35:16.580
p19	1:15.468	+12.424	10:36:32.048
p20	3:42.542	+2:39.498	10:40:14.590



Autoropa Racingdays

Swedish GT

Ring Knutstorp 2,070 Km

Free Practice 2

04.09.2015 11:40

Practice (30:00 Time) started at 11:40:00

Pos	No.	Name	Nat-Club	Entrant	Make	Laps	Best Tm	Diff	n Lap	km/h
1	21	M. Öhman	SWE-KAK	Mtech Competition	Porsche 911 GT3 Cup	15	1:01.938			120,314
2	9	T. Karlsson/O. Nilsson	/Hässleholms MK	Mtech Competition	Porsche 911 GT3 Cup	16	1:02.153	0.215	15	119,898
3	55	M.Wik/A.Andersson		Autoropa	Ferrari 458	18	1:02.608	0.670	18	119,026
4	121	H. Ricknäs/M. Holmström	KAK/Falkenberg MK		Porche GT4 Cup	20	1:03.851	1.913	16	116,709
5	37	D. Haglöf/P. Wallenberg	KAK/KAK	PWR Racing Team	Lamborghini Huracán S	8	1:04.381	2.443	8	115,748
6	33	M. Babalus/C. Hobohm	ACI/Sportvagnsclub Göteborg	Babalus	458 Challenge EVO	6	1:08.542	6.604	2	108,722
7	34	T. Belfrage/K. Mäkinen	Göteborg Team 13		Ferrari 360	11	1:09.071	7.133	5	107,889
8	59	T. Eliasson/R. Nilsson	Kristianstads KK/Hyllinge MS	Nibor	Lotus Exige Cup R	10	1:09.752	7.814	9	106,836
9	99	I. Mattsson/ J. Johansson	ARC	Mattssons Fasteners	Porsche GT3 Cup 991	3	1:37.097	35.159	1	76,748

Announcements

These results are provisional until the conclusion of any judicial and technical matters!

Autoropa Racingdays

Swedish GT

Ring Knutstorp 2,070 Km

Free Practice 2

04.09.2015 11:40

Practice (30:00 Time) started at 11:40:00

Lap	Lap Tm	Diff	Time of Day
(21) M. Öhman			
1	1:08.700	+6.762	11:46:08.507
2	1:08.485	+6.547	11:47:16.992
3	1:08.870	+6.932	11:48:25.862
4	1:08.989	+7.051	11:49:34.851
5	1:08.972	+7.034	11:50:43.823
6	1:09.271	+7.333	11:51:53.094
p7	1:16.304	+14.366	11:53:09.398
8	7:06.266	+6:04.328	12:00:15.664
9	1:06.085	+4.147	12:01:21.749
10	1:03.565	+1.627	12:02:25.314
11	1:03.033	+1.095	12:03:28.347
p12	1:11.084	+9.146	12:04:39.431
13	3:17.041	+2:15.103	12:07:56.472
14	1:02.654	+0.716	12:08:59.126
15	1:01.938		12:10:01.064

(9) T. Karlsson/O. Nilsson			
1	1:08.606	+6.453	11:48:01.658
2	1:08.329	+6.176	11:49:09.987
3	1:08.212	+6.059	11:50:18.199
4	1:08.589	+6.436	11:51:26.788
5	1:08.326	+6.173	11:52:35.114
6	1:10.396	+8.243	11:53:45.510
7	1:09.189	+7.036	11:54:54.699
p8	1:20.593	+18.440	11:56:15.292
9	4:55.596	+3:53.443	12:01:10.888
10	1:09.477	+7.324	12:02:20.365
11	1:04.776	+2.623	12:03:25.141
p12	1:11.108	+8.955	12:04:36.249
13	3:19.711	+2:17.558	12:07:55.960
14	1:02.727	+0.574	12:08:58.687
15	1:02.153		12:10:00.840
p16	1:17.473	+15.320	12:11:18.313

(55) M. Wik/A. Andersson			
1	1:23.559	+20.951	11:47:04.689
2	1:21.668	+19.060	11:48:26.357
3	1:20.336	+17.728	11:49:46.693
4	1:17.531	+14.923	11:51:04.224
5	1:16.262	+13.654	11:52:20.486
6	1:16.947	+14.339	11:53:37.433
p7	1:21.829	+19.221	11:54:59.262
8	4:00.623	+2:58.015	11:58:59.885
9	1:10.651	+8.043	12:00:10.536
10	1:06.441	+3.833	12:01:16.977
11	1:05.688	+3.080	12:02:22.665
12	1:04.847	+2.239	12:03:27.512
13	1:03.813	+1.205	12:04:31.325
14	1:25.078	+22.470	12:05:56.403
15	1:46.965	+44.357	12:07:43.368
16	1:05.052	+2.444	12:08:48.420
17	1:03.763	+1.155	12:09:52.183
18	1:02.608		12:10:54.791

(121) H. Ricknäs/M. Holmström			
1	1:18.233	+14.382	11:42:58.605
2	1:17.391	+13.540	11:44:15.996
3	1:17.193	+13.342	11:45:33.189
4	1:15.389	+11.538	11:46:48.578
5	1:15.357	+11.506	11:48:03.935
6	1:14.445	+10.594	11:49:18.380
7	1:17.561	+13.710	11:50:35.941
p8	1:26.689	+22.838	11:52:02.630
9	1:27.697	+23.846	11:53:30.327

Lap	Lap Tm	Diff	Time of Day
10	1:07.856	+4.005	11:54:38.183
11	1:07.235	+3.384	11:55:45.418
12	1:05.866	+2.015	11:56:51.284
13	1:04.358	+0.507	11:57:55.642
14	1:04.062	+0.211	11:58:59.704
15	1:04.146	+0.295	12:00:03.850
16	1:03.851		12:01:07.701
17	1:05.251	+1.400	12:02:12.952
18	1:07.364	+3.513	12:03:20.316
p19	1:12.073	+8.222	12:04:32.389
p20	3:27.489	+2:23.638	12:07:59.878

(37) D. Haglöf/P. Wallenberg			
p1	1:29.353	+24.972	11:43:08.588
2	9:45.868	+8:41.487	11:52:54.456
p3	3:33.191	+2:28.810	11:56:27.647
p4	6:05.379	+5:00.998	12:02:33.026
p5	2:44.053	+1:39.672	12:05:17.079
p6	2:37.679	+1:33.298	12:07:54.758
7	1:30.589	+26.208	12:09:25.347
8	1:04.381		12:10:29.728

(33) M. Babalus/C. Hobohm			
1	1:09.966	+1.424	11:50:16.444
2	1:08.542		11:51:24.986
3	1:09.196	+0.654	11:52:34.182
p4	1:22.487	+13.945	11:53:56.669
5	7:07.558	+5:59.016	12:01:04.227
p6	6:00.945	+4:52.403	12:07:05.172

(34) T. Belfrage/K. Mäkinen			
p1	1:39.193	+30.122	11:43:31.876
2	5:34.023	+4:24.952	11:49:05.899
3	1:11.901	+2.830	11:50:17.800
4	1:10.155	+1.084	11:51:27.955
5	1:09.071		11:52:37.026
p6	1:21.093	+12.022	11:53:58.119
7	4:32.047	+3:22.976	11:58:30.166
8	1:12.134	+3.063	11:59:42.300
9	1:11.951	+2.880	12:00:54.251
10	1:12.259	+3.188	12:02:06.510
p11	1:24.166	+15.095	12:03:30.676

(59) T. Eliasson/R. Nilsson			
1	1:21.783	+12.031	11:43:44.003
2	1:20.196	+10.444	11:45:04.199
3	1:20.463	+10.711	11:46:24.662
4	1:18.685	+8.933	11:47:43.347
5	1:17.501	+7.749	11:49:00.848
6	1:16.583	+6.831	11:50:17.431
7	1:14.354	+4.602	11:51:31.785
8	1:11.844	+2.092	11:52:43.629
9	1:09.752		11:53:53.381
p10	1:18.357	+8.605	11:55:11.738

(99) I. Mattsson/ J. Johansson			
1	1:37.097		12:04:19.564
p2	1:39.146	+2.049	12:05:58.710
p3	3:47.677	+2:10.580	12:09:46.387

Autoropa Racingdays

Swedish GT

Ring Knutstorp 2,070 Km

Qualifying AM

04.09.2015 13:00

Qualifying (20:00 Time) started at 13:00:01

Pos	No.	Name	Nat-Club	Entrant	Make	Laps	Best Tm	Diff	n Lap	km/h
1	37	D. Haglöf/P. Wallenberg	KAK/KAK	PWR Racing Team	Lamborghini Huracán S	9	1:00.154		7	123,882
2	21	M. Öhman	SWE-KAK	Mtech Competition	Porsche 911 GT3 Cup	15	1:00.160	0.006	12	123,870
3	13	M. Nelson/R. Göransson	SWE-	Team Tidö		7	1:00.267	0.113	6	123,650
4	9	T. Karlsson/O. Nilsson	/Hässleholms MK	Mtech Competition	Porsche 911 GT3 Cup	18	1:00.394	0.240	9	123,390
5	99	I. Mattsson/ J. Johansson	ARC	Mattssons Fasteners	Porsche GT3 Cup 991	17	1:01.148	0.994	12	121,868
6	121	H. Ricknäs/M. Holmström	KAK/Falkenberg MK		Porche GT4 Cup	12	1:02.159	2.005	3	119,886
7	55	M.Wik/A.Andersson		Autoropa	Ferrari 458	10	1:02.651	2.497	3	118,945
8	59	T. Eliasson/R. Nilsson	Kristianstads KK/Hyllinge MS	Nibor	Lotus Exige Cup R	16	1:03.822	3.668	6	116,762
9	8	P.Høst Hansen/M.Pedersser	KNA Väler		Porsche 991 GT 3 Cup	7	1:04.678	4.524	5	115,217
10	34	T. Belfrage/K. Mäkinen	Göteborg Team 13		Ferrari 360	7	1:05.203	5.049	6	114,289

Announcements

These results are provisional until the conclusion of any judicial and technical matters!

Autoropa Racingdays

Swedish GT

Ring Knutstorp 2,070 Km

Qualifying AM

04.09.2015 13:00

Qualifying (20:00 Time) started at 13:00:01

Pos	No.	Name	Nat-Club	Entrant	Make	Laps	Best Tm	Diff	n Lap	km/h
GT4										
1	121	H. Ricknäs/M. Holmström	KAK/Falkenberg MK		Porche GT4 Cup	12	1:02.159		3	119,886
2	59	T. Eliasson/R. Nilsson	Kristianstads KK/Hyllinge MS	Nibor	Lotus Exige Cup R	16	1:03.822	1.663	6	116,762
3	34	T. Belfrage/K. Mäkinen	Göteborg Team 13		Ferrari 360	7	1:05.203	3.044	6	114,289
GTA										
1	37	D. Haglöf/P. Wallenberg	KAK/KAK	PWR Racing Team	Lamborghini Huracán S	9	1:00.154		7	123,882
2	21	M. Öhman	SWE-KAK	Mtech Competition	Porsche 911 GT3 Cup	15	1:00.160	0.006	12	123,870
3	13	M. Nelson/R. Göransson	SWE-	Team Tidö		7	1:00.267	0.113	6	123,650
4	9	T. Karlsson/O. Nilsson	/Hässleholms MK	Mtech Competition	Porsche 911 GT3 Cup	18	1:00.394	0.240	9	123,390
5	99	I. Mattsson/ J. Johansson	ARC	Mattssons Fasteners	Porsche GT3 Cup 991	17	1:01.148	0.994	12	121,868
6	55	M.Wik/A.Andersson		Autoropa	Ferrari 458	10	1:02.651	2.497	3	118,945
7	8	P.Høst Hansen/M.Pedersser	KNA Väler		Porsche 991 GT 3 Cup	7	1:04.678	4.524	5	115,217

Announcements

These results are provisional until the conclusion of any judicial and technical matters!

Autoropa Racingdays

Swedish GT

Ring Knutstorp 2,070 Km

Qualifying AM

04.09.2015 13:00

Qualifying (20:00 Time) started at 13:00:01

Lap	Lap Tm	Diff	Time of Day
(37) D. Haglöf/P. Wallenberg			
1	1:05.426	+5.272	13:02:48.912
2	1:05.414	+5.260	13:03:54.326
3	1:02.463	+2.309	13:04:56.789
4	1:02.785	+2.631	13:05:59.574
5	1:00.773	+0.619	13:07:00.347
6	2:01.744	+1:01.590	13:09:02.091
7	1:00.154		13:10:02.245
8	1:00.524	+0.370	13:11:02.769
p9	1:07.916	+7.762	13:12:10.685

Lap	Lap Tm	Diff	Time of Day
(21) M. Öhman			
1	1:04.280	+4.120	13:03:09.318
2	1:01.475	+1.315	13:04:10.793
3	1:01.128	+0.968	13:05:11.921
4	1:00.583	+0.423	13:06:12.504
5	1:01.250	+1.090	13:07:13.754
6	1:00.565	+0.405	13:08:14.319
7	1:05.051	+4.891	13:09:19.370
8	1:00.391	+0.231	13:10:19.761
9	1:09.718	+9.558	13:11:29.479
10	1:00.200	+0.040	13:12:29.679
11	1:00.935	+0.775	13:13:30.614
12	1:00.160		13:14:30.774
13	1:00.301	+0.141	13:15:31.075
14	1:00.349	+0.189	13:16:31.424
p15	1:09.386	+9.226	13:17:40.810

Lap	Lap Tm	Diff	Time of Day
(13) M. Nelson/R. Göransson			
1	1:04.700	+4.433	13:03:44.242
2	1:02.026	+1.759	13:04:46.268
3	1:00.842	+0.575	13:05:47.110
4	1:00.510	+0.243	13:06:47.620
5	1:00.304	+0.037	13:07:47.924
6	1:00.267		13:08:48.191
p7	1:18.214	+17.947	13:10:06.405

Lap	Lap Tm	Diff	Time of Day
(9) T. Karlsson/O. Nilsson			
1	1:06.159	+5.765	13:02:41.840
2	1:06.753	+6.359	13:03:48.593
3	1:02.116	+1.722	13:04:50.709
4	1:02.460	+2.066	13:05:53.169
5	1:00.991	+0.597	13:06:54.160
6	1:01.130	+0.736	13:07:55.290
7	1:00.757	+0.363	13:08:56.047
8	1:01.083	+0.689	13:09:57.130
9	1:00.394		13:10:57.524
10	1:00.526	+0.132	13:11:58.050
11	1:00.840	+0.446	13:12:58.890
12	1:00.501	+0.107	13:13:59.391
13	1:00.866	+0.472	13:15:00.257
14	1:00.858	+0.464	13:16:01.115
15	1:01.588	+1.194	13:17:02.703
16	1:07.888	+7.494	13:18:10.591
17	1:00.912	+0.518	13:19:11.503
p18	1:14.852	+14.458	13:20:26.355

Lap	Lap Tm	Diff	Time of Day
(99) I. Mattsson/ J. Johansson			
1	1:07.087	+5.939	13:02:41.340
2	1:06.588	+5.440	13:03:47.928
3	1:01.862	+0.714	13:04:49.790
4	1:02.864	+1.716	13:05:52.654
5	1:02.840	+1.692	13:06:55.494
6	1:01.884	+0.736	13:07:57.378
7	1:01.305	+0.157	13:08:58.683

Lap	Lap Tm	Diff	Time of Day
8	1:01.155	+0.007	13:09:59.838
9	1:01.575	+0.427	13:11:01.413
10	1:02.054	+0.906	13:12:03.467
11	1:02.299	+1.151	13:13:05.766
12	1:01.148		13:14:06.914
p13	1:07.078	+5.930	13:15:13.992
14	2:24.596	+1:23.448	13:17:38.588
15	1:01.660	+0.512	13:18:40.248
16	1:01.676	+0.528	13:19:41.924
17	1:01.566	+0.418	13:20:43.490

Lap	Lap Tm	Diff	Time of Day
(121) H. Ricknäs/M. Holmström			
1	1:08.151	+5.992	13:02:45.139
2	1:05.471	+3.312	13:03:50.610
3	1:02.159		13:04:52.769
4	1:02.237	+0.078	13:05:55.006
5	1:03.475	+1.316	13:06:58.481
6	1:02.553	+0.394	13:08:01.034
p7	1:12.287	+10.128	13:09:13.321
8	3:57.202	+2:55.043	13:13:10.523
9	1:03.504	+1.345	13:14:14.027
10	1:02.706	+0.547	13:15:16.733
11	1:02.462	+0.303	13:16:19.195
p12	1:15.424	+13.265	13:17:34.619

Lap	Lap Tm	Diff	Time of Day
(55) M. Wik/A. Andersson			
1	1:21.300	+18.649	13:03:58.072
2	1:05.641	+2.990	13:05:03.713
3	1:02.651		13:06:06.364
4	1:03.470	+0.819	13:07:09.834
5	1:02.873	+0.222	13:08:12.707
6	1:03.136	+0.485	13:09:15.843
7	1:02.852	+0.201	13:10:18.695
8	1:03.156	+0.505	13:11:21.851
9	1:02.845	+0.194	13:12:24.696
p10	1:10.923	+8.272	13:13:35.619

Lap	Lap Tm	Diff	Time of Day
(59) T. Eliasson/R. Nilsson			
1	1:06.259	+2.437	13:02:45.812
2	1:05.680	+1.858	13:03:51.492
3	1:04.297	+0.475	13:04:55.789
4	1:05.819	+1.997	13:06:01.608
5	1:03.894	+0.072	13:07:05.502
6	1:03.822		13:08:09.324
7	1:03.919	+0.097	13:09:13.243
8	1:04.208	+0.386	13:10:17.451
9	1:04.188	+0.366	13:11:21.639
10	1:04.347	+0.525	13:12:25.986
p11	1:11.754	+7.932	13:13:37.740
12	2:31.714	+1:27.892	13:16:09.454
13	1:04.269	+0.447	13:17:13.723
14	1:04.359	+0.537	13:18:18.082
15	1:04.828	+1.006	13:19:22.910
16	1:04.126	+0.304	13:20:27.036

Lap	Lap Tm	Diff	Time of Day
(8) P. Høst Hansen/M. Pederssen			
1	1:12.770	+8.092	13:03:12.039
2	1:08.712	+4.034	13:04:20.751
3	1:06.171	+1.493	13:05:26.922
4	1:04.834	+0.156	13:06:31.756
5	1:04.678		13:07:36.434
6	1:08.976	+4.298	13:08:45.410
p7	1:17.155	+12.477	13:10:02.565

Lap	Lap Tm	Diff	Time of Day
(34) T. Belfrage/K. Mäkinen			
1	1:13.366	+8.163	13:02:45.304

Autoropa Racingdays


Swedish GT

Ring Knutstorp 2,070 Km

Heat 1

04.09.2015 15:10

Race (50:00 and 1 Laps)



POLE POSITION

2	21
4	9
6	121
8	59
10	34

1	37
3	13
5	99
7	55
9	8

1
2
3
4
5

Autoropa Racingdays

Swedish GT

Ring Knutstorp 2,070 Km

Qualifying PRO

04.09.2015 14:15

Qualifying (20:00 Time) started at 14:15:02

Pos	No.	Name	Nat-Club	Entrant	Make	Laps	Best Tm	Diff	n Lap	km/h
1	37	D. Haglöf/P. Wallenberg	KAK/KAK	PWR Racing Team	Lamborghini Huracán S	13	58.096		12	128,270
2	9	T. Karlsson/O. Nilsson	/Hässleholms MK	Mtech Competition	Porsche 911 GT3 Cup	11	58.605	0.509	8	127,156
3	13	M. Nelson/R. Göransson	SWE-	Team Tidö		4	58.943	0.847	3	126,427
4	99	I. Mattsson/ J. Johansson	ARC	Mattssons Fasteners	Porsche GT3 Cup 991	16	59.303	1.207	4	125,660
5	21	M. Öhman	SWE-KAK	Mtech Competition	Porsche 911 GT3 Cup	16	59.818	1.722	12	124,578
6	55	M.Wik/A.Andersson		Autoropa	Ferrari 458	10	1:01.236	3.140	9	121,693
7	121	H. Ricknäs/M. Holmström	KAK/Falkenberg MK		Porche GT4 Cup	10	1:02.364	4.268	9	119,492
8	59	T. Eliasson/R. Nilsson	Kristianstads KK/Hyllinge MS	Nibor	Lotus Exige Cup R	14	1:04.977	6.881	9	114,687
9	8	P.Høst Hansen/M.Pedersser	KNA Väler		Porsche 991 GT 3 Cup	1	1:05.359	7.263	1	114,016

Announcements

These results are provisional until the conclusion of any judicial and technical matters!

Autoropa Racingdays

Swedish GT

Ring Knutstorp 2,070 Km

Qualifying PRO

04.09.2015 14:15

Qualifying (20:00 Time) started at 14:15:02

Pos	No.	Name	Nat-Club	Entrant	Make	Total Tm	Laps	Diff	Best Tm	Ø km/h
GT4										
1	59	T. Eliasson/R. Nilsson	Kristianstads KK/Hyllinge MS	Nibor	Lotus Exige Cup R	20:10.812	14		1:04.977	86,164
2	121	H. Ricknäs/M. Holmström	KAK/Falkenberg MK		Porche GT4 Cup	16:43.668	10	4 Laps	1:02.364	74,248
GTA										
1	21	M. Öhman	SWE-KAK	Mtech Competition	Porsche 911 GT3 Cup	20:23.777	16		59.818	97,430
2	99	I. Mattsson/ J. Johansson	ARC	Mattssons Fasteners	Porsche GT3 Cup 991	20:47.841	16	24.064	59.303	95,551
3	37	D. Haglöf/P. Wallenberg	KAK/KAK	PWR Racing Team	Lamborghini Huracán	19:20.308	13	3 Laps	58.096	83,492
4	9	T. Karlsson/O. Nilsson	/Hässleholms MK	Mtech Competition	Porsche 911 GT3 Cup	19:13.642	11	5 Laps	58.605	71,055
5	55	M.Wik/A.Andersson		Autoropa	Ferrari 458	17:15.686	10	6 Laps	1:01.236	71,952
6	13	M. Nelson/R. Göransson	SWE-	Team Tidö		6:44.028	4	12 Laps	58.943	73,777
7	8	P.Høst Hansen/M.Pederss	KNA Väler		Porsche 991 GT 3 Cup	5:15.146	1	15 Laps	1:05.359	23,646

Announcements

These results are provisional until the conclusion of any judicial and technical matters!

Margin of Victory	Ø km/h	Best Lap Tm	km/h	Best Lap by
24.064	97,430	58.096	128,270	37 - D. Haglöf/P. Wallenberg

Official Timing www.mwraceconsulting.com

Orbits

Timekeeping Ernst Willems:



Clerk of the course Mikael Karlstedt

Steward: Mikael Carlsson

Secretary of the meeting Östen Carlsson:

www.mylaps.com

Printed: 04.09.2015 14:36:43

posted at: h

Licensed to: Motorsport Events

Autoropa Racingdays

Swedish GT

Ring Knutstorp 2,070 Km

Qualifying PRO

04.09.2015 14:15

Qualifying (20:00 Time) started at 14:15:02

Lap	Lap Tm	Diff	Time of Day
(37) D. Haglöf/P. Wallenberg			
1	1:08.944	+10.848	14:17:39.295
2	1:01.108	+3.012	14:18:40.403
3	59.067	+0.971	14:19:39.470
4	59.119	+1.023	14:20:38.589
5	1:11.695	+13.599	14:21:50.284
6	1:20.092	+21.996	14:23:10.376
7	1:29.023	+30.927	14:24:39.399
8	1:45.437	+47.341	14:26:24.836
9	58.688	+0.592	14:27:23.524
p10	1:14.187	+16.091	14:28:37.711
11	3:39.043	+2:40.947	14:32:16.754
12	58.096		14:33:14.850
p13	1:08.336	+10.240	14:34:23.186

(9) T. Karlsson/O. Nilsson			
1	1:05.640	+7.035	14:19:09.598
2	1:04.244	+5.639	14:20:13.842
3	58.957	+0.352	14:21:12.799
p4	1:16.348	+17.743	14:22:29.147
5	5:36.965	+4:38.360	14:28:06.112
6	59.110	+0.505	14:29:05.222
7	58.722	+0.117	14:30:03.944
8	58.605		14:31:02.549
9	1:10.303	+11.698	14:32:12.852
10	59.144	+0.539	14:33:11.996
p11	1:04.524	+5.919	14:34:16.520

(13) M. Nelson/R. Göransson			
1	1:01.445	+2.502	14:18:27.417
2	59.875	+0.932	14:19:27.292
3	58.943		14:20:26.235
p4	1:20.671	+21.728	14:21:46.906

(99) I. Mattsson/ J. Johansson			
1	1:08.065	+8.762	14:17:34.938
2	1:00.560	+1.257	14:18:35.498
3	59.590	+0.287	14:19:35.088
4	59.303		14:20:34.391
p5	1:18.139	+18.836	14:21:52.530
6	3:51.882	+2:52.579	14:25:44.412
7	1:05.540	+6.237	14:26:49.952
8	59.903	+0.600	14:27:49.855
9	59.932	+0.629	14:28:49.787
10	59.746	+0.443	14:29:49.533
11	59.351	+0.048	14:30:48.884
12	59.976	+0.673	14:31:48.860
13	59.841	+0.538	14:32:48.701
14	1:02.165	+2.862	14:33:50.866
15	1:00.205	+0.902	14:34:51.071
16	59.648	+0.345	14:35:50.719

(21) M. Öhman			
1	1:08.175	+8.357	14:17:40.484
2	1:01.600	+1.782	14:18:42.084
3	1:00.763	+0.945	14:19:42.847
p4	1:11.786	+11.968	14:20:54.633
5	2:10.196	+1:10.378	14:23:04.829
6	1:32.949	+33.131	14:24:37.778
7	1:38.124	+38.306	14:26:15.902
8	1:01.194	+1.376	14:27:17.096
9	1:00.268	+0.450	14:28:17.364
10	1:00.061	+0.243	14:29:17.425
11	1:00.287	+0.469	14:30:17.712
12	59.818		14:31:17.530

Lap	Lap Tm	Diff	Time of Day
13	1:00.712	+0.894	14:32:18.242
14	1:00.396	+0.578	14:33:18.638
15	1:00.453	+0.635	14:34:19.091
p16	1:07.564	+7.746	14:35:26.655

(55) M. Wik/A. Andersson			
1	1:05.816	+4.580	14:18:26.967
2	1:03.245	+2.009	14:19:30.212
3	1:01.503	+0.267	14:20:31.715
4	1:05.197	+3.961	14:21:36.912
p5	1:26.681	+25.445	14:23:03.593
6	4:54.193	+3:52.957	14:27:57.786
7	1:01.730	+0.494	14:28:59.516
8	1:01.569	+0.333	14:30:01.085
9	1:01.236		14:31:02.321
p10	1:16.243	+15.007	14:32:18.564

(121) H. Ricknäs/M. Holmström			
1	1:04.550	+2.186	14:20:20.771
2	1:04.935	+2.571	14:21:25.706
3	1:29.042	+26.678	14:22:54.748
4	1:41.388	+39.024	14:24:36.136
5	1:39.412	+37.048	14:26:15.548
6	1:04.771	+2.407	14:27:20.319
7	1:02.506	+0.142	14:28:22.825
8	1:02.507	+0.143	14:29:25.332
9	1:02.364		14:30:27.696
p10	1:18.850	+16.486	14:31:46.546

(59) T. Eliasson/R. Nilsson			
1	1:07.244	+2.267	14:17:41.989
2	1:05.619	+0.642	14:18:47.608
3	1:05.327	+0.350	14:19:52.935
4	1:05.410	+0.433	14:20:58.345
p5	1:18.359	+13.382	14:22:16.704
6	4:12.996	+3:08.019	14:26:29.700
7	1:06.025	+1.048	14:27:35.725
8	1:05.405	+0.428	14:28:41.130
9	1:04.977		14:29:46.107
10	1:05.404	+0.427	14:30:51.511
11	1:05.199	+0.222	14:31:56.710
12	1:05.092	+0.115	14:33:01.802
13	1:05.739	+0.762	14:34:07.541
14	1:06.149	+1.172	14:35:13.690

(8) P. Høst Hansen/M. Pederssen			
1	1:05.359		14:20:18.024

Autoropa Racingdays


Swedish GT

Ring Knutstorp 2,070 Km

Heat 2

05.09.2015 09:20

Race (50:00 and 1 Laps)



POLE POSITION

2
9
4
99
6
55
8
59

1
37
3
13
5
21
7
121
9
8

1
2
3
4
5



Autoropa Racingdays

Swedish GT

Ring Knutstorp 2,070 Km

Heat 1

04.09.2015 15:10

Race (50:00 and 1 Laps) started at 15:13:13

Pos	No.	Name	Nat-Club	Entrant	Make	Total Tm	Laps	Diff	Best Tm	Ø km/h
1	9	T. Karlsson/O. Nilsson	/Hässleholms MK	Mtech Competition	Porsche 911 GT3 Cup	51:03.871	49		59.551	119,179
2	37	D. Haglöf/P. Wallenberg	KAK/KAK	PWR Racing Team	Lamborghini Huracán	51:18.104	49	14.233	59.548	118,628
3	13	M. Nelson/R. Göransson	SWE-	Team Tidö		51:23.117	49	19.246	59.930	118,435
4	99	I. Mattsson/ J. Johansson	ARC	Mattssons Fasteners	Porsche GT3 Cup 991	51:45.214	49	41.343	1:00.196	117,592
5	21	M. Öhman	SWE-KAK	Mtech Competition	Porsche 911 GT3 Cup	51:55.822	49	51.951	1:00.602	117,192
6	55	M.Wik/A.Andersson		Autoropa	Ferrari 458	51:51.658	48	1 Lap	1:01.422	114,954
7	8	P.Høst Hansen/M.Pederss	KNA Väler		Porsche 991 GT 3 Cup	50:38.210	47	2 Laps	1:00.371	115,280
8	121	H. Ricknäs/M. Holmström	KAK/Falkenberg MK		Porche GT4 Cup	51:25.482	46	3 Laps	1:03.588	111,098
9	59	T. Eliasson/R. Nilsson	Kristianstads KK/Hyllinge MS		Lotus Exige Cup R	51:24.821	45	4 Laps	1:04.742	108,706

Not classified (70% = 34 Laps)

DNS	34	T. Belfrage/K. Mäkinen	Göteborg Team 13		Ferrari 360				DNS	-
-----	----	------------------------	------------------	--	-------------	--	--	--	-----	---

Announcements

These results are provisional until the conclusion of any judicial and technical matters!

Started: 9 classified: 9 Not classified:

Margin of Victory	Ø km/h	Best Lap Tm	km/h	Best Lap by
14.233	119,179	59.548	125,143	37 - D. Haglöf/P. Wallenberg

Official Timing www.mwraceconsulting.com

Orbits

Timekeeping Ernst Willems:



Clerk of the course Mikael Karlstedt

Steward: Mikael Carlsson

Secretary of the meeting Östen Carlsson:

www.mylaps.com

Printed: 04.09.2015 16:37:33

posted at: h

Licensed to: Motorsport Events

Autoropa Racingdays

Swedish GT

Ring Knutstorp 2,070 Km

Heat 1

04.09.2015 15:10

Race (50:00 and 1 Laps) started at 15:13:13

Pos	No.	Name	Nat-Club	Entrant	Make	Total Tm	Laps	Diff	Best Tm	Ø km/h
GT4										
1	121	H. Ricknäs/M. Holmström	KAK/Falkenberg MK		Porsche GT4 Cup	51:25.482	46		1:03.588	111,098
2	59	T. Eliasson/R. Nilsson	Kristianstads KK/Hyllinge MS		Lotus Exige Cup R	51:24.821	45	1 Lap	1:04.742	108,706
Not classified (70% = 34 Laps)										
DNS	34	T. Belfrage/K. Mäkinen	Göteborg Team 13		Ferrari 360				DNS	-
GTA										
1	9	T. Karlsson/O. Nilsson	/Hässleholms MK	Mtech Competition	Porsche 911 GT3 Cup	51:03.871	49		59.551	119,179
2	37	D. Haglöf/P. Wallenberg	KAK/KAK	PWR Racing Team	Lamborghini Huracán	51:18.104	49	14.233	59.548	118,628
3	13	M. Nelson/R. Göransson	SWE-	Team Tidö		51:23.117	49	19.246	59.930	118,435
4	99	I. Mattsson/ J. Johansson	ARC	Mattssons Fasteners	Porsche GT3 Cup 991	51:45.214	49	41.343	1:00.196	117,592
5	21	M. Öhman	SWE-KAK	Mtech Competition	Porsche 911 GT3 Cup	51:55.822	49	51.951	1:00.602	117,192
6	55	M.Wik/A.Andersson		Autoropa	Ferrari 458	51:51.658	48	1 Lap	1:01.422	114,954
7	8	P.Høst Hansen/M.Pederss	KNA Väler		Porsche 991 GT 3 Cup	50:38.210	47	2 Laps	1:00.371	115,280

Announcements

These results are provisional until the conclusion of any judicial and technical matters!

Started: 9 classified: 9 Not classified:

Margin of Victory	Ø km/h	Best Lap Tm	km/h	Best Lap by
14.233	119,179	59.548	125,143	37 - D. Haglöf/P. Wallenberg

Official Timing www.mwraceconsulting.com

Orbits

Timekeeping Ernst Willems:



Clerk of the course Mikael Karlstedt

www.mylaps.com

Steward: Mikael Carlsson

Secretary of the meeting Östen Carlsson:

Licensed to: Motorsport Events

Printed: 04.09.2015 16:38:03

posted at: h

Autoropa Racingdays

Swedish GT

Ring Knutstorp 2,070 Km

Heat 1

04.09.2015 15:10

Race (50:00 and 1 Laps) started at 15:13:13

Lap	Lap Tm	Diff	Time of Day
(9) T. Karlsson/O. Nilsson			
1	1:05.655	+6.104	15:14:19.470
2	1:02.706	+3.155	15:15:22.176
3	1:01.786	+2.235	15:16:23.962
4	1:01.728	+2.177	15:17:25.690
5	1:02.302	+2.751	15:18:27.992
6	1:02.048	+2.497	15:19:30.040
7	1:01.612	+2.061	15:20:31.652
8	1:01.998	+2.447	15:21:33.650
9	1:01.634	+2.083	15:22:35.284
10	1:02.018	+2.467	15:23:37.302
11	1:01.485	+1.934	15:24:38.787
12	1:01.221	+1.670	15:25:40.008
13	1:01.512	+1.961	15:26:41.520
14	1:01.189	+1.638	15:27:42.709
15	1:02.041	+2.490	15:28:44.750
16	1:01.873	+2.322	15:29:46.623
17	1:02.077	+2.526	15:30:48.700
18	1:01.609	+2.058	15:31:50.309
19	1:01.294	+1.743	15:32:51.603
p20	1:07.317	+7.766	15:33:58.920
21	2:16.197	+1:16.646	15:36:15.117
22	1:00.187	+0.636	15:37:15.304
23	59.562	+0.011	15:38:14.866
24	59.607	+0.056	15:39:14.473
25	59.728	+0.177	15:40:14.201
26	1:00.324	+0.773	15:41:14.525
27	1:01.016	+1.465	15:42:15.541
28	59.921	+0.370	15:43:15.462
29	59.821	+0.270	15:44:15.283
30	59.551		15:45:14.834
31	59.707	+0.156	15:46:14.541
32	59.608	+0.057	15:47:14.149
33	1:00.522	+0.971	15:48:14.671
34	59.791	+0.240	15:49:14.462
35	59.995	+0.444	15:50:14.457
36	1:00.850	+1.299	15:51:15.307
37	59.738	+0.187	15:52:15.045
38	59.888	+0.337	15:53:14.933
39	1:00.377	+0.826	15:54:15.310
40	59.955	+0.404	15:55:15.265
41	59.882	+0.331	15:56:15.147
42	1:00.052	+0.501	15:57:15.199
43	1:00.084	+0.533	15:58:15.283
44	1:00.166	+0.615	15:59:15.449
45	1:00.986	+1.435	16:00:16.435
46	1:00.209	+0.658	16:01:16.644
47	1:00.251	+0.700	16:02:16.895
48	1:00.220	+0.669	16:03:17.115
49	1:00.132	+0.581	16:04:17.247

Lap	Lap Tm	Diff	Time of Day
(37) D. Haglöf/P. Wallenberg			
1	1:04.574	+5.026	15:14:17.950
2	1:02.040	+2.492	15:15:19.990
3	1:01.613	+2.065	15:16:21.603
4	1:01.276	+1.728	15:17:22.879
5	1:01.009	+1.461	15:18:23.888
6	1:01.513	+1.965	15:19:25.401
7	1:01.151	+1.603	15:20:26.552
8	1:01.317	+1.769	15:21:27.869
9	1:01.151	+1.603	15:22:29.020
10	1:01.166	+1.618	15:23:30.186
11	1:01.221	+1.673	15:24:31.407
12	1:01.079	+1.531	15:25:32.486
13	1:00.887	+1.339	15:26:33.373

Lap	Lap Tm	Diff	Time of Day
14	1:01.344	+1.796	15:27:34.717
15	1:01.062	+1.514	15:28:35.779
16	1:01.825	+2.277	15:29:37.604
17	1:00.971	+1.423	15:30:38.575
18	1:01.450	+1.902	15:31:40.025
19	1:00.921	+1.373	15:32:40.946
p20	1:06.036	+6.488	15:33:46.982
21	2:11.728	+1:12.180	15:35:58.710
22	59.636	+0.088	15:36:58.346
23	1:00.373	+0.825	15:37:58.719
24	1:00.159	+0.611	15:38:58.878
25	59.548		15:39:58.426
26	59.705	+0.157	15:40:58.131
27	1:00.293	+0.745	15:41:58.424
28	1:00.105	+0.557	15:42:58.529
29	1:00.180	+0.632	15:43:58.709
30	59.927	+0.379	15:44:58.636
31	1:00.093	+0.545	15:45:58.729
32	1:00.268	+0.720	15:46:58.997
33	1:00.015	+0.467	15:47:59.012
34	59.882	+0.334	15:48:58.894
35	1:00.358	+0.810	15:49:59.252
36	1:00.390	+0.842	15:50:59.642
37	1:00.484	+0.936	15:52:00.126
p38	1:03.763	+4.215	15:53:03.889
39	1:23.307	+23.759	15:54:27.196
40	59.745	+0.197	15:55:26.941
41	1:00.422	+0.874	15:56:27.363
42	1:00.183	+0.635	15:57:27.546
43	1:00.366	+0.818	15:58:27.912
44	1:00.611	+1.063	15:59:28.523
45	1:00.308	+0.760	16:00:28.831
46	1:00.369	+0.821	16:01:29.200
47	1:00.725	+1.177	16:02:29.925
48	1:00.763	+1.215	16:03:30.688
49	1:00.792	+1.244	16:04:31.480

Lap	Lap Tm	Diff	Time of Day
(13) M. Nelson/R. Göransson			
1	1:04.619	+4.689	15:14:18.248
2	1:01.238	+1.308	15:15:19.486
3	1:01.318	+1.388	15:16:20.804
4	1:01.317	+1.387	15:17:22.121
5	1:01.374	+1.444	15:18:23.495
6	1:01.461	+1.531	15:19:24.956
7	1:01.215	+1.285	15:20:26.171
8	1:01.206	+1.276	15:21:27.377
9	1:01.047	+1.117	15:22:28.424
10	1:01.331	+1.401	15:23:29.755
11	1:01.093	+1.163	15:24:30.848
12	1:01.032	+1.102	15:25:31.880
13	1:01.183	+1.253	15:26:33.063
14	1:00.862	+0.932	15:27:33.925
15	1:01.048	+1.118	15:28:34.973
16	1:01.488	+1.558	15:29:36.461
17	1:01.192	+1.262	15:30:37.653
18	1:01.263	+1.333	15:31:38.916
19	1:01.335	+1.405	15:32:40.251
p20	1:05.266	+5.336	15:33:45.517
21	2:13.931	+1:14.001	15:35:59.448
22	1:00.261	+0.331	15:36:59.709
23	1:00.360	+0.430	15:38:00.069
24	1:00.200	+0.270	15:39:00.269
25	1:00.131	+0.201	15:40:00.400
26	1:00.202	+0.272	15:41:00.602
27	59.930		15:42:00.532
28	1:00.105	+0.175	15:43:00.637

Lap	Lap Tm	Diff	Time of Day
29	1:00.043	+0.113	15:44:00.680
30	1:00.627	+0.697	15:45:01.307
31	1:00.260	+0.330	15:46:01.567
32	59.958	+0.028	15:47:01.525
33	1:00.172	+0.242	15:48:01.697
34	1:00.000	+0.070	15:49:01.697
35	1:00.228	+0.298	15:50:01.925
36	1:00.024	+0.094	15:51:01.949
p37	1:04.123	+4.193	15:52:06.072
38	1:19.594	+19.664	15:53:25.666
39	1:01.352	+1.422	15:54:27.018
40	1:01.048	+1.118	15:55:28.066
41	1:00.656	+0.726	15:56:28.722
42	1:00.975	+1.045	15:57:29.697
43	1:00.419	+0.489	15:58:30.116
44	1:00.625	+0.695	15:59:30.741
45	1:00.439	+0.509	16:00:31.180
46	1:00.624	+0.694	16:01:31.804
47	1:00.889	+0.959	16:02:32.693
48	1:01.894	+1.964	16:03:34.587
49	1:01.906	+1.976	16:04:36.493

Lap	Lap Tm	Diff	Time of Day
(99) I. Mattsson/ J. Johansson			
1	1:06.386	+6.190	15:14:20.629
2	1:04.410	+4.214	15:15:25.039
3	1:02.729	+2.533	15:16:27.768
4	1:02.657	+2.461	15:17:30.425
5	1:02.526	+2.330	15:18:32.951
6	1:02.106	+1.910	15:19:35.057
7	1:02.113	+1.917	15:20:37.170
8	1:02.228	+2.032	15:21:39.398
9	1:02.253	+2.057	15:22:41.651
10	1:01.702	+1.506	15:23:43.353
11	1:02.035	+1.839	15:24:45.388
12	1:02.894	+2.698	15:25:48.282
13	1:01.897	+1.701	15:26:50.179
14	1:02.048	+1.852	15:27:52.227
15	1:01.999	+1.803	15:28:54.226
16	1:02.126	+1.930	15:29:56.352
17	1:02.675	+2.479	15:30:59.027
18	1:02.358	+2.162	15:32:01.385
19	1:02.686	+2.490	15:33:04.071
p20	1:07.447	+7.251	15:34:11.518
21	2:19.088	+1:18.892	15:36:30.606
22	1:01.204	+1.008	15:37:31.810
23	1:00.911	+0.715	15:38:32.721
24	1:00.749	+0.553	15:39:33.470
25	1:00.528	+0.332	15:40:33.998
26	1:00.275	+0.079	15:41:34.273
27	1:00.196		15:42:34.469
28	1:00.307	+0.111	15:43:34.776
29	1:00.611	+0.415	15:44:35.387
30	1:00.453	+0.257	15:45:35.840
31	1:00.322	+0.126	15:46:36.162
32	1:00.338	+0.142	15:47:36.500
33	1:00.511	+0.315	15:48:37.011
34	1:00.336	+0.140	15:49:37.347
35	1:00.514	+0.318	15:50:37.861
36	1:00.437	+0.241	15:51:38.298
37	1:00.200	+0.004	15:52:38.498
38	1:02.418	+2.222	15:53:40.916
39	1:01.742	+1.546	15:54:42.658
40	1:00.982	+0.786	15:55:43.640
41	1:00.987	+0.791	15:56:44.627
42	1:01.672	+1.476	15:57:46.299
43	1:03.253	+3.057	15:58:49.552

Autoropa Racingdays

Swedish GT

Ring Knutstorp 2,070 Km

Heat 1

04.09.2015 15:10

Race (50:00 and 1 Laps) started at 15:13:13

Lap	Lap Tm	Diff	Time of Day
44	1:01.398	+1.202	15:59:50.950
45	1:01.049	+0.853	16:00:51.999
46	1:01.155	+0.959	16:01:53.154
47	1:01.518	+1.322	16:02:54.672
48	1:01.630	+1.434	16:03:56.302
49	1:02.288	+2.092	16:04:58.590

(21) M. Öhman

Lap	Lap Tm	Diff	Time of Day
1	1:05.148	+4.546	15:14:18.604
2	1:02.082	+1.480	15:15:20.686
3	1:01.502	+0.900	15:16:22.188
4	1:01.136	+0.534	15:17:23.324
5	1:01.246	+0.644	15:18:24.570
6	1:01.437	+0.835	15:19:26.007
7	1:01.044	+0.442	15:20:27.051
8	1:01.353	+0.751	15:21:28.404
9	1:01.496	+0.894	15:22:29.900
10	1:01.327	+0.725	15:23:31.227
11	1:00.982	+0.380	15:24:32.209
12	1:00.715	+0.113	15:25:32.924
13	1:01.069	+0.467	15:26:33.993
14	1:01.550	+0.948	15:27:35.543
15	1:00.878	+0.276	15:28:36.421
16	1:01.652	+1.050	15:29:38.073
17	1:01.308	+0.706	15:30:39.381
18	1:01.205	+0.603	15:31:40.586
19	1:01.108	+0.506	15:32:41.694
20	1:01.100	+0.498	15:33:42.794
21	1:17.396	+16.794	15:35:00.190
22	1:00.978	+0.376	15:36:01.168
23	1:01.194	+0.592	15:37:02.362
24	1:01.361	+0.759	15:38:03.723
p25	1:06.342	+5.740	15:39:10.065
26	2:18.116	+1:17.514	15:41:28.181
27	1:00.802	+0.200	15:42:28.983
28	1:01.127	+0.525	15:43:30.110
29	1:01.031	+0.429	15:44:31.141
30	1:00.917	+0.315	15:45:32.058
31	1:01.023	+0.421	15:46:33.081
32	1:00.777	+0.175	15:47:33.858
33	1:00.602		15:48:34.460
34	1:00.837	+0.235	15:49:35.297
35	1:00.951	+0.349	15:50:36.248
36	1:00.772	+0.170	15:51:37.020
37	1:00.752	+0.150	15:52:37.772
38	1:02.787	+2.185	15:53:40.559
39	1:01.589	+0.987	15:54:42.148
40	1:00.900	+0.298	15:55:43.048
41	1:10.272	+9.670	15:56:53.320
42	1:02.567	+1.965	15:57:55.887
43	1:02.277	+1.675	15:58:58.164
44	1:01.907	+1.305	16:00:00.071
45	1:01.944	+1.342	16:01:02.015
46	1:01.640	+1.038	16:02:03.655
47	1:01.825	+1.223	16:03:05.480
48	1:01.891	+1.289	16:04:07.371
49	1:01.827	+1.225	16:05:09.198

(55) M. Wik/A. Andersson

Lap	Lap Tm	Diff	Time of Day
1	1:08.301	+6.879	15:14:23.294
2	1:04.682	+3.260	15:15:27.976
3	1:03.333	+1.911	15:16:31.309
4	1:02.972	+1.550	15:17:34.281
5	1:02.257	+0.835	15:18:36.538
6	1:02.461	+1.039	15:19:38.999
7	1:02.603	+1.181	15:20:41.602

Lap	Lap Tm	Diff	Time of Day
8	1:02.061	+0.639	15:21:43.663
9	1:02.293	+0.871	15:22:45.956
10	1:02.625	+1.203	15:23:48.581
11	1:02.529	+1.107	15:24:51.110
12	1:02.227	+0.805	15:25:53.337
13	1:02.165	+0.743	15:26:55.502
14	1:02.256	+0.834	15:27:57.758
15	1:02.092	+0.670	15:28:59.850
16	1:02.204	+0.782	15:30:02.054
17	1:01.984	+0.562	15:31:04.038
18	1:02.152	+0.730	15:32:06.190
19	1:02.410	+0.988	15:33:08.600
20	1:02.379	+0.957	15:34:10.979
p21	1:12.226	+10.804	15:35:23.205
22	2:44.148	+1:42.726	15:38:07.353
23	1:02.383	+0.961	15:39:09.736
24	1:02.139	+0.717	15:40:11.875
25	1:01.907	+0.485	15:41:13.782
26	1:02.931	+1.509	15:42:16.713
27	1:01.954	+0.532	15:43:18.667
28	1:01.422		15:44:20.089
29	1:01.618	+0.196	15:45:21.707
30	1:01.665	+0.243	15:46:23.372
31	1:01.619	+0.197	15:47:24.991
32	1:01.633	+0.211	15:48:26.624
33	1:01.754	+0.332	15:49:28.378
34	1:01.997	+0.575	15:50:30.375
35	1:02.183	+0.761	15:51:32.558
36	1:02.348	+0.926	15:52:34.906
37	1:02.255	+0.833	15:53:37.161
38	1:02.302	+0.880	15:54:39.463
39	1:02.408	+0.986	15:55:41.871
40	1:02.041	+0.619	15:56:43.912
41	1:02.115	+0.693	15:57:46.027
42	1:03.273	+1.851	15:58:49.300
43	1:03.463	+2.041	15:59:52.763
44	1:02.001	+0.579	16:00:54.764
45	1:02.644	+1.222	16:01:57.408
46	1:02.287	+0.865	16:02:59.695
47	1:02.571	+1.149	16:04:02.266
48	1:02.768	+1.346	16:05:05.034

(8) P.Høst Hansen/M.Pederssen

Lap	Lap Tm	Diff	Time of Day
1	1:08.286	+7.915	15:14:23.732
2	1:04.785	+4.414	15:15:28.517
3	1:05.097	+4.726	15:16:33.614
4	1:04.633	+4.262	15:17:38.247
5	1:02.717	+2.346	15:18:40.964
6	1:03.283	+2.912	15:19:44.247
7	1:03.433	+3.062	15:20:47.680
8	1:04.275	+3.904	15:21:51.955
9	1:02.952	+2.581	15:22:54.907
10	1:02.832	+2.461	15:23:57.739
11	1:02.640	+2.269	15:25:00.379
12	1:03.221	+2.850	15:26:03.600
13	1:02.723	+2.352	15:27:06.323
14	1:02.845	+2.474	15:28:09.168
15	1:02.888	+2.517	15:29:12.056
16	1:02.871	+2.500	15:30:14.927
17	1:02.624	+2.253	15:31:17.551
18	1:03.328	+2.957	15:32:20.879
p19	1:09.810	+9.439	15:33:30.689
20	2:23.532	+1:23.161	15:35:54.221
21	1:00.463	+0.092	15:36:54.684
22	1:01.181	+0.810	15:37:55.865
23	1:00.579	+0.208	15:38:56.444

Lap	Lap Tm	Diff	Time of Day
24	1:00.553	+0.182	15:39:56.997
25	1:00.690	+0.319	15:40:57.687
26	1:01.416	+1.045	15:41:59.103
27	1:00.467	+0.096	15:42:59.570
28	1:00.371		15:43:59.941
29	1:01.201	+0.830	15:45:01.142
30	1:00.886	+0.515	15:46:02.028
31	1:00.673	+0.302	15:47:02.701
32	1:00.698	+0.327	15:48:03.399
33	1:00.636	+0.265	15:49:04.035
34	1:04.700	+4.329	15:50:08.735
35	1:02.336	+1.965	15:51:11.071
36	1:01.169	+0.798	15:52:12.240
37	1:01.078	+0.707	15:53:13.318
38	1:01.780	+1.409	15:54:15.098
39	1:01.475	+1.104	15:55:16.573
40	1:01.504	+1.133	15:56:18.077
41	1:01.432	+1.061	15:57:19.509
42	1:01.488	+1.117	15:58:20.997
43	1:01.611	+1.240	15:59:22.608
44	1:01.523	+1.152	16:00:24.131
45	1:01.475	+1.104	16:01:25.606
46	1:04.183	+3.812	16:02:29.789
p47	1:21.797	+21.426	16:03:51.586

(121) H. Ricknäs/M. Holmström

Lap	Lap Tm	Diff	Time of Day
1	1:06.111	+2.523	15:14:20.320
2	1:04.505	+0.917	15:15:24.825
3	1:05.007	+1.419	15:16:29.832
4	1:04.171	+0.583	15:17:34.003
5	1:04.375	+0.787	15:18:38.378
6	1:04.240	+0.652	15:19:42.618
7	1:04.865	+1.277	15:20:47.483
8	1:04.321	+0.733	15:21:51.804
9	1:05.415	+1.827	15:22:57.219
10	1:04.018	+0.430	15:24:01.237
11	1:04.194	+0.606	15:25:05.431
12	1:04.513	+0.925	15:26:09.944
13	1:04.109	+0.521	15:27:14.053
14	1:04.708	+1.120	15:28:18.761
15	1:05.147	+1.559	15:29:23.908
16	1:05.629	+2.041	15:30:29.537
17	1:04.983	+1.395	15:31:34.520
18	1:05.291	+1.703	15:32:39.811
19	1:06.508	+2.920	15:33:46.319
20	1:05.921	+2.333	15:34:52.240
p21	1:13.063	+9.475	15:36:05.303
22	2:28.850	+1:25.262	15:38:34.153
23	1:04.415	+0.827	15:39:38.568
24	1:04.954	+1.366	15:40:43.522
25	1:04.426	+0.838	15:41:47.948
26	1:04.199	+0.611	15:42:52.147
27	1:04.459	+0.871	15:43:56.606
28	1:06.468	+2.880	15:45:03.074
29	1:05.989	+2.401	15:46:09.063
30	1:03.710	+0.122	15:47:12.773
31	1:04.326	+0.738	15:48:17.099
32	1:03.588		15:49:20.687
33	1:04.947	+1.359	15:50:25.634
34	1:04.665	+1.077	15:51:30.299
35	1:06.966	+3.378	15:52:37.265
36	1:06.630	+3.042	15:53:43.895
37	1:05.163	+1.575	15:54:49.058
38	1:05.980	+2.392	15:55:55.038
39	1:05.761	+2.173	15:57:00.799
40	1:06.060	+2.472	15:58:06.859

Autoropa Racingdays

Swedish GT

Ring Knutstorp 2,070 Km

Heat 1

04.09.2015 15:10

Race (50:00 and 1 Laps) started at 15:13:13

Lap	Lap Tm	Diff	Time of Day
41	1:05.599	+2.011	15:59:12.458
42	1:05.229	+1.641	16:00:17.687
43	1:04.422	+0.834	16:01:22.109
44	1:04.357	+0.769	16:02:26.466
45	1:05.594	+2.006	16:03:32.060
46	1:06.798	+3.210	16:04:38.858

Lap	Lap Tm	Diff	Time of Day
-----	--------	------	-------------

Lap	Lap Tm	Diff	Time of Day
-----	--------	------	-------------

(59) T. Eliasson/R. Nilsson

1	1:07.590	+2.848	15:14:22.477
2	1:05.405	+0.663	15:15:27.882
3	1:05.554	+0.812	15:16:33.436
4	1:04.742		15:17:38.178
5	1:05.686	+0.944	15:18:43.864
6	1:05.944	+1.202	15:19:49.808
7	1:05.881	+1.139	15:20:55.689
8	1:05.554	+0.812	15:22:01.243
9	1:05.801	+1.059	15:23:07.044
10	1:05.726	+0.984	15:24:12.770
11	1:05.192	+0.450	15:25:17.962
12	1:05.321	+0.579	15:26:23.283
13	1:05.423	+0.681	15:27:28.706
14	1:05.759	+1.017	15:28:34.465
15	1:08.386	+3.644	15:29:42.851
16	1:06.975	+2.233	15:30:49.826
17	1:05.227	+0.485	15:31:55.053
18	1:05.870	+1.128	15:33:00.923
19	1:06.608	+1.866	15:34:07.531
p20	1:13.241	+8.499	15:35:20.772
21	2:39.650	+1:34.908	15:38:00.422
22	1:06.750	+2.008	15:39:07.172
23	1:06.313	+1.571	15:40:13.485
24	1:05.575	+0.833	15:41:19.060
25	1:05.899	+1.157	15:42:24.959
26	1:06.072	+1.330	15:43:31.031
27	1:06.572	+1.830	15:44:37.603
28	1:05.368	+0.626	15:45:42.971
29	1:05.922	+1.180	15:46:48.893
30	1:05.851	+1.109	15:47:54.744
31	1:06.690	+1.948	15:49:01.434
32	1:05.908	+1.166	15:50:07.342
33	1:08.218	+3.476	15:51:15.560
34	1:05.747	+1.005	15:52:21.307
35	1:07.137	+2.395	15:53:28.444
36	1:06.426	+1.684	15:54:34.870
37	1:08.393	+3.651	15:55:43.263
38	1:08.011	+3.269	15:56:51.274
39	1:06.442	+1.700	15:57:57.716
40	1:06.343	+1.601	15:59:04.059
41	1:06.194	+1.452	16:00:10.253
42	1:06.393	+1.651	16:01:16.646
43	1:06.739	+1.997	16:02:23.385
44	1:06.875	+2.133	16:03:30.260
45	1:07.937	+3.195	16:04:38.197

Autoropa Racingdays

Swedish GT

Ring Knutstorp 2,070 Km

Heat 2

05.09.2015 09:20

Race (50:00 and 1 Laps) started at 9:19:27

Pos	No.	Name	Nat-Club	Entrant	Make	Total Tm	Laps	Diff	Best Tm	Ø km/h
1	37	D. Haglöf/P. Wallenberg	KAK/KAK	PWR Racing Team	Lamborghini Huracán	51:33.465	40		1:06.664	96,358
2	9	T. Karlsson/O. Nilsson	/Hässleholms MK	Mtech Competition	Porsche 911 GT3 Cup	51:52.079	40	18.614	1:06.677	95,782
3	21	M. Öhman	SWE-KAK	Mtech Competition	Porsche 911 GT3 Cup	51:58.534	40	25.069	1:08.378	95,583
4	13	M. Nelson/R. Göransson	SWE-	Team Tidö		52:03.408	40	29.943	1:08.633	95,434
5	99	I. Mattsson/ J. Johansson	ARC	Mattssons Fasteners	Porsche GT3 Cup 991	52:16.843	40	43.378	1:07.232	95,025
6	8	P.Høst Hansen/M.Pederss	KNA Väler		Porsche 991 GT 3 Cup	51:39.207	39	1 Lap	1:07.790	93,775
7	59	T. Eliasson/R. Nilsson	Kristianstads KK/Hyllinge MS		Lotus Exige Cup R	51:37.525	38	2 Laps	1:10.535	91,420
8	34	T. Belfrage/K. Mäkinen	Göteborg Team 13		Ferrari 360	52:11.143	38	2 Laps	1:11.420	90,439
9	33	M. Babalus/C. Hobohm	ACI/Sportvagnsclub Göteborg	Babalus	458 Challenge EVO	52:39.351	38	2 Laps	1:09.107	89,631
10	55	M.Wik/A.Andersson		Autoropa	Ferrari 458	52:38.657	30	10 Laps	1:12.768	70,777
Not classified (70% = 28 Laps)										
	121	H. Ricknäs/M. Holmström	KAK/Falkenberg MK		Porche GT4 Cup	3:09.270	2	38 Laps	1:19.143	78,745

Announcements

These results are provisional until the conclusion of any judicial and technical matters!

Started: 11 Classified: 10 Not classified: 1

Margin of Victory	Ø km/h	Best Lap Tm	km/h	Best Lap by
18.614	96,358	1:06.664	111,784	37 - D. Haglöf/P. Wallenberg

Official Timing www.mwraceconsulting.com

Orbits

Timekeeping Ernst Willems:



Clerk of the course Mikael Karlstedt

www.mylaps.com

Steward: Mikael Carlsson

Secretary of the meeting Östen Carlsson:

Licensed to: Motorsport Events

Printed: 05.09.2015 10:13:24

posted at: h

Autoropa Racingdays

Swedish GT

Ring Knutstorp 2,070 Km

Heat 2

05.09.2015 09:20

Race (50:00 and 1 Laps) started at 9:19:27

Pos	No.	Name	Nat-Club	Entrant	Make	Total Tm	Laps	Diff	Best Tm	Ø km/h
GT4										
1	59	T. Eliasson/R. Nilsson	Kristianstads KK/Hyllinge MS		Lotus Exige Cup R	51:37.525	38		1:10.535	91,420
2	34	T. Belfrage/K. Mäkinen	Göteborg Team 13		Ferrari 360	52:11.143	38	33.618	1:11.420	90,439
Not classified (70% = 28 Laps)										
	121	H. Ricknäs/M. Holmström	KAK/Falkenberg MK		Porche GT4 Cup	3:09.270	2	36 Laps	1:19.143	78,745
GTA										
1	37	D. Haglöf/P. Wallenberg	KAK/KAK	PWR Racing Team	Lamborghini Huracán	51:33.465	40		1:06.664	96,358
2	9	T. Karlsson/O. Nilsson	/Hässleholms MK	Mtech Competition	Porsche 911 GT3 Cup	51:52.079	40	18.614	1:06.677	95,782
3	21	M. Öhman	SWE-KAK	Mtech Competition	Porsche 911 GT3 Cup	51:58.534	40	25.069	1:08.378	95,583
4	13	M. Nelson/R. Göransson	SWE-	Team Tidö		52:03.408	40	29.943	1:08.633	95,434
5	99	I. Mattsson/ J. Johansson	ARC	Mattssons Fasteners	Porsche GT3 Cup 991	52:16.843	40	43.378	1:07.232	95,025
6	8	P.Høst Hansen/M.Pederss	KNA Väler		Porsche 991 GT 3 Cup	51:39.207	39	1 Lap	1:07.790	93,775
7	33	M. Babalus/C. Hobohm	ACI/Sportvagnsclub Göteborg	Babalus	458 Challenge EVO	52:39.351	38	2 Laps	1:09.107	89,631
8	55	M.Wik/A.Andersson		Autoropa	Ferrari 458	52:38.657	30	10 Laps	1:12.768	70,777

Announcements

These results are provisional until the conclusion of any judicial and technical matters!

Started: 11 Classified: 10 Not classified: 1

Margin of Victory	Ø km/h	Best Lap Tm	km/h	Best Lap by
18.614	96,358	1:06.664	111,784	37 - D. Haglöf/P. Wallenberg

Official Timing www.mwraceconsulting.com

Orbits

Timekeeping Ernst Willems:



Clerk of the course Mikael Karlstedt

Steward: Mikael Carlsson

Secretary of the meeting Östen Carlsson:

www.mylaps.com

Printed: 05.09.2015 10:14:00

posted at: h

Licensed to: Motorsport Events

Autoropa Racingdays

Swedish GT

Ring Knutstorp 2,070 Km

Heat 2

05.09.2015 09:20

Race (50:00 and 1 Laps) started at 9:19:27

Lap	Lap Tm	Diff	Time of Day
(37) D. Haglöf/P. Wallenberg			
1	1:48.444	+41.780	9:21:15.804
2	1:13.012	+6.348	9:22:28.816
3	1:10.370	+3.706	9:23:39.186
4	1:39.691	+33.027	9:25:18.877
5	1:44.226	+37.562	9:27:03.103
6	1:41.155	+34.491	9:28:44.258
7	1:37.978	+31.314	9:30:22.236
8	1:38.345	+31.681	9:32:00.581
9	1:38.979	+32.315	9:33:39.560
10	1:38.010	+31.346	9:35:17.570
11	1:08.990	+2.326	9:36:26.560
12	1:08.060	+1.396	9:37:34.620
13	1:07.429	+0.765	9:38:42.049
14	1:06.730	+0.066	9:39:48.779
15	1:06.664		9:40:55.443
16	1:06.747	+0.083	9:42:02.190
17	1:07.111	+0.447	9:43:09.301
18	1:07.052	+0.388	9:44:16.353
19	1:07.227	+0.563	9:45:23.580
20	1:06.720	+0.056	9:46:30.300
p21	1:10.570	+3.906	9:47:40.870
22	2:31.348	+1:24.684	9:50:12.218
23	1:08.823	+2.159	9:51:21.041
24	1:08.214	+1.550	9:52:29.255
25	1:08.061	+1.397	9:53:37.316
26	1:08.624	+1.960	9:54:45.940
27	1:08.963	+2.299	9:55:54.903
28	1:13.904	+7.240	9:57:08.807
29	1:08.561	+1.897	9:58:17.368
30	1:08.887	+2.223	9:59:26.255
31	1:09.190	+2.526	10:00:35.445
32	1:09.128	+2.464	10:01:44.573
33	1:08.841	+2.177	10:02:53.414
34	1:09.453	+2.789	10:04:02.867
35	1:09.721	+3.057	10:05:12.588
36	1:09.250	+2.586	10:06:21.838
37	1:09.387	+2.723	10:07:31.225
38	1:09.524	+2.860	10:08:40.749
39	1:09.280	+2.616	10:09:50.029
40	1:10.796	+4.132	10:11:00.825
(9) T. Karlsson/O. Nilsson			
1	1:47.654	+40.977	9:21:15.929
2	1:13.411	+6.734	9:22:29.340
3	1:11.745	+5.068	9:23:41.085
4	1:38.366	+31.689	9:25:19.451
5	1:44.459	+37.782	9:27:03.910
6	1:41.054	+34.377	9:28:44.964
7	1:37.963	+31.286	9:30:22.927
8	1:38.222	+31.545	9:32:01.149
9	1:39.033	+32.356	9:33:40.182
10	1:37.742	+31.065	9:35:17.924
11	1:09.191	+2.514	9:36:27.115
12	1:08.027	+1.350	9:37:35.142
13	1:07.507	+0.830	9:38:42.649
14	1:06.917	+0.240	9:39:49.566
15	1:06.677		9:40:56.243
16	1:06.952	+0.275	9:42:03.195
17	1:07.068	+0.391	9:43:10.263
18	1:07.139	+0.462	9:44:17.402
19	1:06.836	+0.159	9:45:24.238
20	1:07.053	+0.376	9:46:31.291
p21	1:11.488	+4.811	9:47:42.779
22	2:33.477	+1:26.800	9:50:16.256

Lap	Lap Tm	Diff	Time of Day
23	1:10.853	+4.176	9:51:27.109
24	1:10.313	+3.636	9:52:37.422
25	1:09.440	+2.763	9:53:46.862
26	1:10.463	+3.786	9:54:57.325
27	1:09.588	+2.911	9:56:06.913
28	1:09.880	+3.203	9:57:16.793
29	1:09.983	+3.306	9:58:26.776
30	1:10.336	+3.659	9:59:37.112
31	1:09.719	+3.042	10:00:46.831
32	1:09.223	+2.546	10:01:56.054
33	1:13.544	+6.867	10:03:09.598
34	1:10.204	+3.527	10:04:19.802
35	1:10.155	+3.478	10:05:29.957
36	1:10.661	+3.984	10:06:40.618
37	1:10.037	+3.360	10:07:50.655
38	1:09.658	+2.981	10:09:00.313
39	1:09.629	+2.952	10:10:09.942
40	1:09.497	+2.820	10:11:19.439
(21) M. Öhman			
1	1:45.442	+37.064	9:21:16.595
2	1:15.360	+6.982	9:22:31.955
3	1:13.516	+5.138	9:23:45.471
4	1:35.749	+27.371	9:25:21.220
5	1:44.269	+35.891	9:27:05.489
6	1:41.420	+33.042	9:28:46.909
7	1:37.536	+29.158	9:30:24.445
8	1:37.959	+29.581	9:32:02.404
9	1:39.353	+30.975	9:33:41.757
10	1:37.852	+29.474	9:35:19.609
11	1:10.172	+1.794	9:36:29.781
12	1:10.994	+2.616	9:37:40.775
13	1:10.740	+2.362	9:38:51.515
14	1:08.933	+0.555	9:40:00.448
15	1:09.484	+1.106	9:41:09.932
16	1:09.796	+1.418	9:42:19.728
17	1:09.405	+1.027	9:43:29.133
18	1:08.941	+0.563	9:44:38.074
19	1:08.415	+0.037	9:45:46.489
20	1:08.691	+0.313	9:46:55.180
p21	1:14.872	+6.494	9:48:10.052
22	2:25.366	+1:16.988	9:50:35.418
23	1:09.238	+0.860	9:51:44.656
24	1:12.193	+3.815	9:52:56.849
25	1:09.265	+0.887	9:54:06.114
26	1:08.835	+0.457	9:55:14.949
27	1:09.244	+0.866	9:56:24.193
28	1:08.998	+0.620	9:57:33.191
29	1:09.602	+1.224	9:58:42.793
30	1:10.009	+1.631	9:59:52.802
31	1:10.378	+2.000	10:01:03.180
32	1:10.073	+1.695	10:02:13.253
33	1:10.006	+1.628	10:03:23.259
34	1:08.812	+0.434	10:04:32.071
35	1:08.617	+0.239	10:05:40.688
36	1:09.083	+0.705	10:06:49.771
37	1:08.378		10:07:58.149
38	1:09.191	+0.813	10:09:07.340
39	1:09.017	+0.639	10:10:16.357
40	1:09.537	+1.159	10:11:25.894
(13) M. Nelson/R. Göransson			
1	1:46.665	+38.032	9:21:16.109
2	1:14.576	+5.943	9:22:30.685
3	1:12.255	+3.622	9:23:42.940
4	1:37.274	+28.641	9:25:20.214

Lap	Lap Tm	Diff	Time of Day
5	1:44.451	+35.818	9:27:04.665
6	1:41.118	+32.485	9:28:45.783
7	1:37.699	+29.066	9:30:23.482
8	1:38.371	+29.738	9:32:01.853
9	1:39.287	+30.654	9:33:41.140
10	1:37.327	+28.694	9:35:18.467
11	1:09.650	+1.017	9:36:28.117
12	1:08.815	+0.182	9:37:36.932
13	1:09.317	+0.684	9:38:46.249
14	1:10.193	+1.560	9:39:56.442
15	1:08.702	+0.069	9:41:05.144
16	1:09.736	+1.103	9:42:14.880
17	1:09.008	+0.375	9:43:23.888
18	1:08.633		9:44:32.521
19	1:08.930	+0.297	9:45:41.451
p20	1:13.629	+4.996	9:46:55.080
21	2:25.630	+1:16.997	9:49:20.710
22	1:10.176	+1.543	9:50:30.886
23	1:11.317	+2.684	9:51:42.203
24	1:09.780	+1.147	9:52:51.983
25	1:10.116	+1.483	9:54:02.099
26	1:10.013	+1.380	9:55:12.112
27	1:11.284	+2.651	9:56:23.396
28	1:09.241	+0.608	9:57:32.637
29	1:09.751	+1.118	9:58:42.388
30	1:10.064	+1.431	9:59:52.452
31	1:10.406	+1.773	10:01:02.858
32	1:10.110	+1.477	10:02:12.968
33	1:09.897	+1.264	10:03:22.865
34	1:10.120	+1.487	10:04:32.985
35	1:08.751	+0.118	10:05:41.736
36	1:10.532	+1.899	10:06:52.268
37	1:09.295	+0.662	10:08:01.563
38	1:09.210	+0.577	10:09:10.773
39	1:10.096	+1.463	10:10:20.869
40	1:09.899	+1.266	10:11:30.768
(99) I. Mattsson/ J. Johansson			
1	1:46.239	+39.007	9:21:16.166
2	1:14.726	+7.494	9:22:30.892
3	1:18.004	+10.772	9:23:48.896
4	1:34.339	+27.107	9:25:23.235
5	1:45.482	+38.250	9:27:08.717
6	1:41.185	+33.953	9:28:49.902
7	1:37.393	+30.161	9:30:27.295
8	1:37.846	+30.614	9:32:05.141
9	1:39.255	+32.023	9:33:44.396
10	1:36.290	+29.058	9:35:20.686
11	1:09.899	+2.667	9:36:30.585
12	1:08.669	+1.437	9:37:39.254
13	1:08.150	+0.918	9:38:47.404
14	1:07.881	+0.649	9:39:55.285
15	1:07.900	+0.668	9:41:03.185
16	1:08.001	+0.769	9:42:11.186
17	1:07.496	+0.264	9:43:18.682
18	1:07.825	+0.593	9:44:26.507
19	1:07.232		9:45:33.739
20	1:07.452	+0.220	9:46:41.191
p21	1:13.209	+5.977	9:47:54.400
22	2:31.846	+1:24.614	9:50:26.246
23	1:12.813	+5.581	9:51:39.059
24	1:11.275	+4.043	9:52:50.334
25	1:10.854	+3.622	9:54:01.188
26	1:10.254	+3.022	9:55:11.442
27	1:12.492	+5.260	9:56:23.934
28	1:11.100	+3.868	9:57:35.034

Autoropa Racingdays

Swedish GT

Ring Knutstorp 2,070 Km

Heat 2

05.09.2015 09:20

Race (50:00 and 1 Laps) started at 9:19:27

Lap	Lap Tm	Diff	Time of Day
29	1:12.035	+4.803	9:58:47.069
30	1:10.851	+3.619	9:59:57.920
31	1:10.492	+3.260	10:01:08.412
32	1:10.090	+2.858	10:02:18.502
33	1:10.658	+3.426	10:03:29.160
34	1:11.710	+4.478	10:04:40.870
35	1:10.585	+3.353	10:05:51.455
36	1:10.843	+3.611	10:07:02.298
37	1:10.391	+3.159	10:08:12.689
38	1:10.500	+3.268	10:09:23.189
39	1:10.174	+2.942	10:10:33.363
40	1:10.840	+3.608	10:11:44.203

(8) P.Høst Hansen/M.Pederssen

1	1:43.784	+35.994	9:21:17.637
2	1:15.334	+7.544	9:22:32.971
3	1:13.349	+5.559	9:23:46.320
4	1:35.781	+27.991	9:25:22.101
5	1:44.318	+36.528	9:27:06.419
6	1:41.615	+33.825	9:28:48.034
7	1:37.473	+29.683	9:30:25.507
8	1:38.250	+30.460	9:32:03.757
9	1:38.844	+31.054	9:33:42.601
10	1:37.233	+29.443	9:35:19.834
11	1:10.056	+2.266	9:36:29.890
12	1:08.810	+1.020	9:37:38.700
13	1:07.790		9:38:46.490
14	1:07.901	+0.111	9:39:54.391
15	1:08.144	+0.354	9:41:02.535
16	1:12.084	+4.294	9:42:14.619
17	1:07.843	+0.053	9:43:22.462
18	1:08.212	+0.422	9:44:30.674
19	1:07.933	+0.143	9:45:38.607
p20	1:12.513	+4.723	9:46:51.120
21	2:34.892	+1:27.102	9:49:26.012
22	1:11.926	+4.136	9:50:37.938
23	1:11.885	+4.095	9:51:49.823
24	1:11.320	+3.530	9:53:01.143
25	1:11.897	+4.107	9:54:13.040
26	1:12.577	+4.787	9:55:25.617
27	1:13.262	+5.472	9:56:38.879
28	1:10.840	+3.050	9:57:49.719
29	1:11.562	+3.772	9:59:01.281
30	1:11.804	+4.014	10:00:13.085
31	1:12.415	+4.625	10:01:25.500
32	1:11.659	+3.869	10:02:37.159
33	1:12.242	+4.452	10:03:49.401
34	1:12.185	+4.395	10:05:01.586
35	1:12.414	+4.624	10:06:14.000
36	1:13.354	+5.564	10:07:27.354
37	1:13.125	+5.335	10:08:40.479
38	1:12.876	+5.086	10:09:53.355
39	1:13.212	+5.422	10:11:06.567

(59) T. Eliasson/R. Nilsson

1	1:41.378	+30.843	9:21:16.904
2	1:15.855	+5.320	9:22:32.759
3	1:15.877	+5.342	9:23:48.636
4	1:34.219	+23.684	9:25:22.855
5	1:44.545	+34.010	9:27:07.400
6	1:41.560	+31.025	9:28:48.960
7	1:37.418	+26.883	9:30:26.378
8	1:38.122	+27.587	9:32:04.500
9	1:38.893	+28.358	9:33:43.393
10	1:36.959	+26.424	9:35:20.352
11	1:11.122	+0.587	9:36:31.474

Lap	Lap Tm	Diff	Time of Day
12	1:21.197	+10.662	9:37:52.671
13	1:10.535		9:39:03.206
14	1:10.933	+0.398	9:40:14.139
15	1:11.282	+0.747	9:41:25.421
16	1:11.484	+0.949	9:42:36.905
p17	1:18.534	+7.999	9:43:55.439
18	2:53.834	+1:43.299	9:46:49.273
19	1:12.700	+2.165	9:48:01.973
20	1:13.237	+2.702	9:49:15.210
21	1:12.305	+1.770	9:50:27.515
22	1:15.328	+4.793	9:51:42.843
23	1:13.693	+3.158	9:52:56.536
24	1:12.741	+2.206	9:54:09.277
25	1:12.437	+1.902	9:55:21.714
26	1:12.184	+1.649	9:56:33.898
27	1:12.438	+1.903	9:57:46.336
28	1:12.675	+2.140	9:58:59.011
29	1:12.774	+2.239	10:00:11.785
30	1:11.674	+1.139	10:01:23.459
31	1:11.884	+1.349	10:02:35.343
32	1:12.503	+1.968	10:03:47.846
33	1:12.685	+2.150	10:05:00.531
34	1:12.462	+1.927	10:06:12.993
35	1:12.486	+1.951	10:07:25.479
36	1:12.669	+2.134	10:08:38.148
37	1:13.710	+3.175	10:09:51.858
38	1:13.027	+2.492	10:11:04.885

(34) T. Belfrage/K. Mäkinen

1	1:36.811	+25.391	9:21:18.976
2	1:20.045	+8.625	9:22:39.021
3	1:19.427	+8.007	9:23:58.448
4	1:29.276	+17.856	9:25:27.724
5	1:44.249	+32.829	9:27:11.973
6	1:42.991	+31.571	9:28:54.964
7	1:37.106	+25.686	9:30:32.070
8	1:36.464	+25.044	9:32:08.534
9	1:39.802	+28.382	9:33:48.336
10	1:35.696	+24.276	9:35:24.032
11	1:13.196	+1.776	9:36:37.228
12	1:12.013	+0.593	9:37:49.241
13	1:12.038	+0.618	9:39:01.279
14	1:11.709	+0.289	9:40:12.988
15	1:11.546	+0.126	9:41:24.534
16	1:11.921	+0.501	9:42:36.455
17	1:11.420		9:43:47.875
p18	1:15.963	+4.543	9:45:03.838
19	2:53.593	+1:42.173	9:47:57.431
20	1:14.373	+2.953	9:49:11.804
21	1:15.368	+3.948	9:50:27.172
22	1:14.504	+3.084	9:51:41.676
23	1:16.531	+5.111	9:52:58.207
24	1:13.798	+2.378	9:54:12.005
25	1:13.207	+1.787	9:55:25.212
26	1:13.487	+2.067	9:56:38.699
27	1:29.369	+17.949	9:58:08.068
28	1:14.216	+2.796	9:59:22.284
29	1:12.995	+1.575	10:00:35.279
30	1:12.878	+1.458	10:01:48.157
31	1:13.181	+1.761	10:03:01.338
32	1:13.380	+1.960	10:04:14.719
33	1:13.561	+2.141	10:05:28.279
34	1:14.117	+2.697	10:06:42.396
35	1:13.604	+2.184	10:07:56.000
36	1:13.389	+1.969	10:09:09.389
37	1:15.435	+4.015	10:10:24.824

Lap	Lap Tm	Diff	Time of Day
38	1:13.679	+2.259	10:11:38.503

(33) M. Babalus/C. Hobohm

1	1:41.396	+32.289	9:21:18.387
2	1:16.339	+7.232	9:22:34.726
3	1:16.719	+7.612	9:23:51.445
4	1:33.204	+24.097	9:25:24.649
5	1:45.054	+35.947	9:27:09.703
6	1:41.454	+32.347	9:28:51.157
7	1:38.099	+28.992	9:30:29.256
8	1:37.221	+28.114	9:32:06.477
9	1:38.768	+29.661	9:33:45.245
10	1:36.049	+26.942	9:35:21.294
11	1:10.553	+1.446	9:36:31.847
12	1:09.181	+0.074	9:37:41.028
13	1:10.716	+1.609	9:38:51.744
14	1:09.107		9:40:00.851
15	1:09.369	+0.262	9:41:10.220
16	1:10.555	+1.448	9:42:20.775
p17	1:19.009	+9.902	9:43:39.784
18	3:33.224	+2:24.117	9:47:13.008
19	1:18.050	+8.943	9:48:31.058
20	1:15.233	+6.126	9:49:46.291
21	1:13.656	+4.549	9:50:59.947
22	1:14.002	+4.895	9:52:13.949
23	1:12.312	+3.205	9:53:26.261
24	1:12.631	+3.524	9:54:38.892
25	1:14.729	+5.622	9:55:53.621
26	1:15.218	+6.111	9:57:08.839
27	1:15.967	+6.860	9:58:24.806
28	1:13.854	+4.747	9:59:38.660
29	1:12.964	+3.857	10:00:51.624
30	1:12.486	+3.379	10:02:04.110
31	1:11.688	+2.581	10:03:15.798
32	1:12.063	+2.956	10:04:27.861
33	1:11.518	+2.411	10:05:39.379
34	1:38.778	+29.671	10:07:18.157
35	1:11.633	+2.526	10:08:29.790
36	1:11.650	+2.543	10:09:41.440
37	1:12.705	+3.598	10:10:54.145
38	1:12.566	+3.459	10:12:06.711

(55) M. Wik/A. Andersson

1	11:11.233	+9:58.465	9:33:26.022
2	1:16.282	+3.514	9:34:42.304
3	1:15.216	+2.448	9:35:57.520
4	1:14.351	+1.583	9:37:11.871
p5	1:20.806	+8.038	9:38:32.677
6	1:51.009	+38.241	9:40:23.686
7	1:13.251	+0.483	9:41:36.937
8	1:13.065	+0.297	9:42:50.002
9	1:13.117	+0.349	9:44:03.119
p10	1:20.155	+7.387	9:45:23.274
11	2:56.614	+1:43.846	9:48:19.888
12	1:16.489	+3.721	9:49:36.377
13	1:15.023	+2.255	9:50:51.400
14	1:15.030	+2.262	9:52:06.430
15	1:15.453	+2.685	9:53:21.883
16	1:15.818	+3.050	9:54:37.701
17	1:15.211	+2.443	9:55:52.912
18	1:15.014	+2.246	9:57:07.926
19	1:18.941	+6.173	9:58:26.867
20	1:15.557	+2.789	9:59:42.424
21	1:14.512	+1.744	10:00:56.936
22	1:13.840	+1.072	10:02:10.776
23	1:17.179	+4.411	10:03:27.955



Autoropa Racingdays

Swedish GT

Ring Knutstorp 2,070 Km

Heat 2

05.09.2015 09:20

Race (50:00 and 1 Laps) started at 9:19:27

Lap	Lap Tm	Diff	Time of Day
24	1:15.892	+3.124	10:04:43.847
25	1:14.118	+1.350	10:05:57.965
26	1:14.629	+1.861	10:07:12.594
27	1:14.187	+1.419	10:08:26.781
28	1:13.452	+0.684	10:09:40.233
29	1:13.016	+0.248	10:10:53.249
30	1:12.768		10:12:06.017

(121) H. Ricknäs/M. Holmström

Lap	Lap Tm	Diff	Time of Day
1	1:45.466	+26.323	9:21:17.487
2	1:19.143		9:22:36.630

Lap	Lap Tm	Diff	Time of Day
-----	--------	------	-------------

Lap	Lap Tm	Diff	Time of Day
-----	--------	------	-------------

Autoropa Racingdays


Swedish GT

Ring Knutstorp 2,070 Km

Trofeo ARD AM

05.09.2015 13:30

Race (15:00 and 1 Laps)




POLE POSITION

2	21
4	9
6	8
8	59
10	34

1	37
3	13
5	99
7	33
9	55
11	121

1
2
3
4
5
6

Timekeeping Ernst Willems: 

Clerk of the course Kicki Szabo

Steward: Björn Andersson

Secretary of the meeting Östen Carlsson:

www.mylaps.com

Printed: 05.09.2015 11:24:05

posted at: h

Licensed to: Motorsport Events

Autoropa Racingdays


Swedish GT

Ring Knutstorp 2,070 Km

Trofeo ARD PRO

05.09.2015 15:20

Race (15:00 or 1 Laps)




POLE POSITION

2
9
4
8
6
13
8
59
10
55

1
37
3
99
5
21
7
33
9
34
11
121

1
2
3
4
5
6

Timekeeping Ernst Willems: 

Clerk of the course Kicki Szabo

Steward: Björn Andersson

Secretary of the meeting Östen Carlsson:

www.mylaps.com

Printed: 05.09.2015 11:27:08

posted at: h

Licensed to: Motorsport Events

Autoropa Racingdays

Swedish GT

Ring Knutstorp 2,070 Km

Trofeo ARD AM

05.09.2015 13:30

Race (15:00 and 1 Laps) started at 13:30:12

Pos	No.	Name	Nat-Club	Entrant	Make	Total Tm	Laps	Diff	Best Tm	Ø km/h
1	21	M. Öhman	SWE-KAK	Mtech Competition	Porsche 911 GT3 Cup	16:26.465	14		1:09.826	105,759
2	9	T. Karlsson/O. Nilsson	/Hässleholms MK	Mtech Competition	Porsche 911 GT3 Cup	16:31.755	14	5.290	1:10.013	105,195
3	13	M. Nelson/R. Göransson	SWE-	Team Tidö		16:57.428	14	30.963	1:11.894	102,541
4	99	I. Mattsson/ J. Johansson	ARC	Mattssons Fasteners	Porsche GT3 Cup 991	16:57.699	14	31.234	1:11.801	102,514
5	59	T. Eliasson/R. Nilsson	Kristianstads KK/Hyllinge MS		Lotus Exige Cup R	16:59.071	14	32.606	1:11.952	102,376
6	33	M. Babalus/C. Hobohm	ACI/Sportvagnsclub Göteborg	Babalus	458 Challenge EVO	17:17.183	14	50.718	1:11.625	100,588
7	55	M.Wik/A.Andersson		Autoropa	Ferrari 458	17:18.548	14	52.083	1:11.645	100,456
8	37	D. Haglöf/P. Wallenberg	KAK/KAK	PWR Racing Team	Lamborghini Huracán	11:34.356	10	4 Laps	1:07.703	107,322

Not classified (70% = 9 Laps)

DNS	8	P.Høst Hansen/M.Pederss	KNA Våler		Porsche 991 GT 3 Cup			DNS		-
DNS	34	T. Belfrage/K. Mäkinen	Göteborg Team 13		Ferrari 360			DNS		-
DNS	121	H. Ricknäs/M. Holmström	KAK/Falkenberg MK		Porche GT4 Cup			DNS		-

Announcements

These results are provisional until the conclusion of any judicial and technical matters!

Started: 8 Classified: 8 Not classified: 0

Margin of Victory	Ø km/h	Best Lap Tm	km/h	Best Lap by
5.290	105,759	1:07.703	110,069	37 - D. Haglöf/P. Wallenberg

Official Timing www.mwraceconsulting.com

Orbits

Timekeeping Ernst Willems:



Clerk of the course Mikael Karlstedt

www.mylaps.com

Steward: Mikael Carlsson

Secretary of the meeting Östen Carlsson:

Licensed to: Motorsport Events

Printed: 05.09.2015 13:48:16

posted at:

h

Autoropa Racingdays

Swedish GT

Ring Knutstorp 2,070 Km

Trofeo ARD AM

05.09.2015 13:30

Race (15:00 and 1 Laps) started at 13:30:12

Pos	No.	Name	Nat-Club	Entrant	Make	Total Tm	Laps	Diff	Best Tm	Ø km/h
GT4										
1	59	T. Eliasson/R. Nilsson	Kristianstads KK/Hyllinge MS		Lotus Exige Cup R	16:59.071	14		1:11.952	102,376
Not classified (70% = 9 Laps)										
DNS	34	T. Belfrage/K. Mäkinen	Göteborg Team 13		Ferrari 360				DNS	-
DNS	121	H. Ricknäs/M. Holmström	KAK/Falkenberg MK		Porche GT4 Cup				DNS	-
GTA										
1	21	M. Öhman	SWE-KAK	Mtech Competition	Porsche 911 GT3 Cup	16:26.465	14		1:09.826	105,759
2	9	T. Karlsson/O. Nilsson	/Hässleholms MK	Mtech Competition	Porsche 911 GT3 Cup	16:31.755	14	5.290	1:10.013	105,195
3	13	M. Nelson/R. Göransson	SWE-	Team Tidö		16:57.428	14	30.963	1:11.894	102,541
4	99	I. Mattsson/ J. Johansson	ARC	Mattssons Fasteners	Porsche GT3 Cup 991	16:57.699	14	31.234	1:11.801	102,514
5	33	M. Babalus/C. Hobohm	ACI/Sportvagnsclub Göteborg	Babalus	458 Challenge EVO	17:17.183	14	50.718	1:11.625	100,588
6	55	M.Wik/A.Andersson		Autoropa	Ferrari 458	17:18.548	14	52.083	1:11.645	100,456
7	37	D. Haglöf/P. Wallenberg	KAK/KAK	PWR Racing Team	Lamborghini Huracán	11:34.356	10	4 Laps	1:07.703	107,322
Not classified (70% = 9 Laps)										
DNS	8	P.Høst Hansen/M.Pederss	KNA Väler		Porsche 991 GT 3 Cup				DNS	-

Announcements

These results are provisional until the conclusion of any judicial and technical matters!

Started: 8 Classified: 8 Not classified: 0

Margin of Victory	Ø km/h	Best Lap Tm	km/h	Best Lap by
5.290	105,759	1:07.703	110,069	37 - D. Haglöf/P. Wallenberg

Official Timing www.mwraceconsulting.com

Orbits

Timekeeping Ernst Willems:



Clerk of the course Mikael Karlstedt

www.mylaps.com

Steward: Mikael Carlsson

Secretary of the meeting Östen Carlsson:

Licensed to: Motorsport Events

Printed: 05.09.2015 13:50:22

posted at:

h

Autoropa Racingdays

Swedish GT

Ring Knutstorp 2,070 Km

Trofeo ARD AM

05.09.2015 13:30

Race (15:00 and 1 Laps) started at 13:30:12

Lap	Lap Tm	Diff	Time of Day
(21) M. Öhman			
1	1:10.895	+1.069	13:31:23.792
2	1:09.928	+0.102	13:32:33.720
3	1:10.666	+0.840	13:33:44.386
4	1:10.564	+0.738	13:34:54.950
5	1:09.906	+0.080	13:36:04.856
6	1:09.826		13:37:14.682
7	1:09.900	+0.074	13:38:24.582
8	1:10.594	+0.768	13:39:35.176
9	1:10.399	+0.573	13:40:45.575
10	1:10.934	+1.108	13:41:56.509
11	1:10.432	+0.606	13:43:06.941
12	1:10.279	+0.453	13:44:17.220
13	1:10.645	+0.819	13:45:27.865
14	1:11.497	+1.671	13:46:39.362

(9) T. Karlsson/O. Nilsson			
1	1:11.986	+1.973	13:31:25.222
2	1:10.806	+0.793	13:32:36.028
3	1:10.529	+0.516	13:33:46.557
4	1:11.142	+1.129	13:34:57.699
5	1:10.542	+0.529	13:36:08.241
6	1:10.013		13:37:18.254
7	1:10.459	+0.446	13:38:28.713
8	1:10.104	+0.091	13:39:38.817
9	1:11.012	+0.999	13:40:49.829
10	1:10.303	+0.290	13:42:00.132
11	1:10.782	+0.769	13:43:10.914
12	1:11.182	+1.169	13:44:22.096
13	1:11.038	+1.025	13:45:33.134
14	1:11.518	+1.505	13:46:44.652

(13) M. Nelson/R. Göransson			
1	1:14.904	+3.010	13:31:29.012
2	1:12.123	+0.229	13:32:41.135
3	1:12.700	+0.806	13:33:53.835
4	1:13.196	+1.302	13:35:07.031
5	1:13.163	+1.269	13:36:20.194
6	1:12.827	+0.933	13:37:33.021
7	1:12.283	+0.389	13:38:45.304
8	1:12.264	+0.370	13:39:57.568
9	1:12.367	+0.473	13:41:09.935
10	1:12.083	+0.189	13:42:22.018
11	1:12.322	+0.428	13:43:34.340
12	1:12.014	+0.120	13:44:46.354
13	1:11.894		13:45:58.248
14	1:12.077	+0.183	13:47:10.325

(99) I. Mattsson/ J. Johansson			
1	1:14.791	+2.990	13:31:29.549
2	1:11.986	+0.185	13:32:41.535
3	1:12.886	+1.085	13:33:54.421
4	1:13.162	+1.361	13:35:07.583
5	1:11.801		13:36:19.384
6	1:14.279	+2.478	13:37:33.663
7	1:12.156	+0.355	13:38:45.819
8	1:11.990	+0.189	13:39:57.809
9	1:12.555	+0.754	13:41:10.364
10	1:11.994	+0.193	13:42:22.358
11	1:12.195	+0.394	13:43:34.553
12	1:12.132	+0.331	13:44:46.685
13	1:12.007	+0.206	13:45:58.692
14	1:11.904	+0.103	13:47:10.596

(59) T. Eliasson/R. Nilsson			
------------------------------------	--	--	--

Lap	Lap Tm	Diff	Time of Day
1	1:13.849	+1.897	13:31:28.004
2	1:12.238	+0.286	13:32:40.242
3	1:12.107	+0.155	13:33:52.349
4	1:12.382	+0.430	13:35:04.731
5	1:11.952		13:36:16.683
6	1:12.093	+0.141	13:37:28.776
7	1:12.543	+0.591	13:38:41.319
8	1:12.067	+0.115	13:39:53.386
9	1:13.115	+1.163	13:41:06.501
10	1:12.766	+0.814	13:42:19.267
11	1:12.779	+0.827	13:43:32.046
12	1:12.984	+1.032	13:44:45.030
13	1:12.939	+0.987	13:45:57.969
14	1:13.999	+2.047	13:47:11.968

(33) M. Babalus/C. Hobohm			
1	1:19.237	+7.612	13:31:34.920
2	1:12.556	+0.931	13:32:47.476
3	1:12.035	+0.410	13:33:59.511
4	1:15.105	+3.480	13:35:14.616
5	1:14.091	+2.466	13:36:28.707
6	1:13.873	+2.248	13:37:42.580
7	1:13.972	+2.347	13:38:56.552
8	1:14.189	+2.564	13:40:10.741
9	1:13.412	+1.787	13:41:24.153
10	1:14.163	+2.538	13:42:38.316
11	1:13.857	+2.232	13:43:52.173
12	1:13.490	+1.865	13:45:05.663
13	1:12.792	+1.167	13:46:18.455
14	1:11.625		13:47:30.080

(55) M. Wik/A. Andersson			
1	1:18.962	+7.317	13:31:35.340
2	1:12.523	+0.878	13:32:47.863
3	1:25.818	+14.173	13:34:13.681
4	1:14.690	+3.045	13:35:28.371
5	1:13.099	+1.454	13:36:41.470
6	1:12.548	+0.903	13:37:54.018
7	1:12.256	+0.611	13:39:06.274
8	1:12.202	+0.557	13:40:18.476
9	1:12.546	+0.901	13:41:31.022
10	1:12.213	+0.568	13:42:43.235
11	1:12.121	+0.476	13:43:55.356
12	1:12.469	+0.824	13:45:07.825
13	1:11.975	+0.330	13:46:19.800
14	1:11.645		13:47:31.445

(37) D. Haglöf/P. Wallenberg			
1	1:11.808	+4.105	13:31:25.326
2	1:08.513	+0.810	13:32:33.839
3	1:08.315	+0.612	13:33:42.154
4	1:08.027	+0.324	13:34:50.181
5	1:08.039	+0.336	13:35:58.220
6	1:07.703		13:37:05.923
7	1:07.755	+0.052	13:38:13.678
8	1:08.373	+0.670	13:39:22.051
9	1:07.967	+0.264	13:40:30.018
p10	1:17.235	+9.532	13:41:47.253

Autoropa Racingdays

Swedish GT

Ring Knutstorp 2,070 Km

Trofeo ARD PRO

05.09.2015 15:20

Race (15:00 and 1 Laps) started at 15:20:16

Pos	No.	Name	Nat-Club	Entrant	Make	Total Tm	Laps	Diff	Best Tm	Ø km/h
1	9	T. Karlsson/O. Nilsson	/Hässleholms MK	Mtech Competition	Porsche 911 GT3 Cup	16:57.121	17		59.122	124,552
2	13	M. Nelson/R. Göransson	SWE-	Team Tidö		16:58.113	17	0.992	59.347	124,430
3	99	I. Mattsson/ J. Johansson	ARC	Mattssons Fasteners	Porsche GT3 Cup 991	17:10.426	17	13.305	59.855	122,943
4	55	M.Wik/A.Andersson		Autoropa	Ferrari 458	17:41.673	17	44.552	1:01.702	119,325
5	59	T. Eliasson/R. Nilsson	Kristianstads KK/Hyllinge MS		Lotus Exige Cup R	17:05.151	16	1 Lap	1:03.369	116,307
6	33	M. Babalus/C. Hobohm	ACI/Sportvagnsclub Göteborg	Babalus	458 Challenge EVO	17:50.406	15	2 Laps	1:08.693	104,428

Not classified (70% = 11 Laps)

DNS	37	D. Haglöf/P. Wallenberg	KAK/KAK	PWR Racing Team	Lamborghini Huracán			DNS		-
DNS	8	P.Høst Hansen/M.Pederss	KNA Väler		Porsche 991 GT 3 Cup			DNS		-
DNS	21	M. Öhman	SWE-KAK	Mtech Competition	Porsche 911 GT3 Cup			DNS		-
DNS	34	T. Belfrage/K. Mäkinen	Göteborg Team 13		Ferrari 360			DNS		-
DNS	121	H. Ricknäs/M. Holmström	KAK/Falkenberg MK		Porche GT4 Cup			DNS		-

Announcements

These results are provisional until the conclusion of any judicial and technical matters!

Started: 6 Classified: 6 Not classified: 6

Margin of Victory	Ø km/h	Best Lap Tm	km/h	Best Lap by
0.992	124,552	59.122	126,044	9 - T. Karlsson/O. Nilsson

Official Timing www.mwraceconsulting.com

Orbits

Timekeeping Ernst Willems:



Clerk of the course Mikael Karlstedt

www.mylaps.com

Steward: Mikael Carlsson

Secretary of the meeting Östen Carlsson:

Licensed to: Motorsport Events

Printed: 05.09.2015 15:38:35

posted at:

h

Autoropa Racingdays

Swedish GT

Ring Knutstorp 2,070 Km

Trofeo ARD PRO

05.09.2015 15:20

Race (15:00 and 1 Laps) started at 15:20:16

Pos	No.	Name	Nat-Club	Entrant	Make	Total Tm	Laps	Diff	Best Tm	Ø km/h
GT4										
1	59	T. Eliasson/R. Nilsson	Kristianstads KK/Hyllinge MS		Lotus Exige Cup R	17:05.151	16		1:03.369	116,307
Not classified (70% = 11 Laps)										
DNS	34	T. Belfrage/K. Mäkinen	Göteborg Team 13		Ferrari 360			DNS		-
DNS	121	H. Ricknäs/M. Holmström	KAK/Falkenberg MK		Porche GT4 Cup			DNS		-
GTA										
1	9	T. Karlsson/O. Nilsson	/Hässleholms MK	Mtech Competition	Porsche 911 GT3 Cup	16:57.121	17		59.122	124,552
2	13	M. Nelson/R. Göransson	SWE-	Team Tidö		16:58.113	17	0.992	59.347	124,430
3	99	I. Mattsson/ J. Johansson	ARC	Mattssons Fasteners	Porsche GT3 Cup 991	17:10.426	17	13.305	59.855	122,943
4	55	M.Wik/A.Andersson		Autoropa	Ferrari 458	17:41.673	17	44.552	1:01.702	119,325
5	33	M. Babalus/C. Hobohm	ACI/Sportvagnsclub Göteborg	Babalus	458 Challenge EVO	17:50.406	15	2 Laps	1:08.693	104,428
Not classified (70% = 11 Laps)										
DNS	37	D. Haglöf/P. Wallenberg	KAK/KAK	PWR Racing Team	Lamborghini Huracán			DNS		-
DNS	8	P.Høst Hansen/M.Pederss	KNA Väler		Porsche 991 GT 3 Cup			DNS		-
DNS	21	M. Öhman	SWE-KAK	Mtech Competition	Porsche 911 GT3 Cup			DNS		-

Announcements

These results are provisional until the conclusion of any judicial and technical matters!

Started: 6 Classified: 6 Not classified: 6

Margin of Victory	Ø km/h	Best Lap Tm	km/h	Best Lap by
0.992	124,552	59.122	126,044	9 - T. Karlsson/O. Nilsson

Official Timing www.mwraceconsulting.com

Orbits

Timekeeping Ernst Willems:



Clerk of the course Mikael Karlstedt

www.mylaps.com

Steward: Mikael Carlsson

Secretary of the meeting Östen Carlsson:

Licensed to: Motorsport Events

Printed: 05.09.2015 15:39:25

posted at:

h

Autoropa Racingdays

Swedish GT

Ring Knutstorp 2,070 Km

Trofeo ARD PRO

05.09.2015 15:20

Race (15:00 and 1 Laps) started at 15:20:16

Lap	Lap Tm	Diff	Time of Day
(9) T. Karlsson/O. Nilsson			
1	1:01.655	+2.533	15:21:17.925
2	59.340	+0.218	15:22:17.265
3	59.174	+0.052	15:23:16.439
4	59.283	+0.161	15:24:15.722
5	59.381	+0.259	15:25:15.103
6	1:00.520	+1.398	15:26:15.623
7	59.122		15:27:14.745
8	59.528	+0.406	15:28:14.273
9	59.803	+0.681	15:29:14.076
10	59.611	+0.489	15:30:13.687
11	59.646	+0.524	15:31:13.333
12	59.410	+0.288	15:32:12.743
13	1:00.526	+1.404	15:33:13.269
14	1:00.028	+0.906	15:34:13.297
15	59.893	+0.771	15:35:13.190
16	1:00.221	+1.099	15:36:13.411
17	59.980	+0.858	15:37:13.391

(13) M. Nelson/R. Göransson			
1	1:01.831	+2.484	15:21:18.399
2	59.405	+0.058	15:22:17.804
3	59.487	+0.140	15:23:17.291
4	59.430	+0.083	15:24:16.721
5	59.358	+0.011	15:25:16.079
6	1:00.055	+0.708	15:26:16.134
7	59.347		15:27:15.481
8	59.367	+0.020	15:28:14.848
9	59.951	+0.604	15:29:14.799
10	59.759	+0.412	15:30:14.558
11	59.758	+0.411	15:31:14.316
12	59.936	+0.589	15:32:14.252
13	1:00.302	+0.955	15:33:14.554
14	59.966	+0.619	15:34:14.520
15	59.891	+0.544	15:35:14.411
16	1:00.042	+0.695	15:36:14.453
17	59.930	+0.583	15:37:14.383

(99) I. Mattsson/ J. Johansson			
1	1:03.467	+3.612	15:21:19.942
2	1:00.583	+0.728	15:22:20.525
3	1:00.108	+0.253	15:23:20.633
4	59.855		15:24:20.488
5	1:00.215	+0.360	15:25:20.703
6	1:01.596	+1.741	15:26:22.299
7	1:00.498	+0.643	15:27:22.797
8	1:00.131	+0.276	15:28:22.928
9	59.855		15:29:22.783
10	1:00.057	+0.202	15:30:22.840
11	1:00.199	+0.344	15:31:23.039
12	1:00.325	+0.470	15:32:23.364
13	1:00.786	+0.931	15:33:24.150
14	1:01.358	+1.503	15:34:25.508
15	1:00.223	+0.368	15:35:25.731
16	1:00.610	+0.755	15:36:26.341
17	1:00.355	+0.500	15:37:26.696

(55) M.Wik/A.Andersson			
1	1:05.404	+3.702	15:21:22.896
2	1:02.444	+0.742	15:22:25.340
3	1:02.143	+0.441	15:23:27.483
4	1:01.869	+0.167	15:24:29.352
5	1:02.121	+0.419	15:25:31.473
6	1:01.702		15:26:33.175
7	1:02.174	+0.472	15:27:35.349

Lap	Lap Tm	Diff	Time of Day
8	1:02.996	+1.294	15:28:38.345
9	1:01.767	+0.065	15:29:40.112
10	1:01.887	+0.185	15:30:41.999
11	1:02.071	+0.369	15:31:44.070
12	1:02.201	+0.499	15:32:46.271
13	1:01.976	+0.274	15:33:48.247
14	1:02.130	+0.428	15:34:50.377
15	1:01.975	+0.273	15:35:52.352
16	1:03.152	+1.450	15:36:55.504
17	1:02.439	+0.737	15:37:57.943

(59) T. Eliasson/R. Nilsson			
1	1:05.190	+1.821	15:21:22.064
2	1:04.169	+0.800	15:22:26.233
3	1:03.369		15:23:29.602
4	1:03.493	+0.124	15:24:33.095
5	1:03.806	+0.437	15:25:36.901
6	1:03.663	+0.294	15:26:40.564
7	1:03.632	+0.263	15:27:44.196
8	1:03.461	+0.092	15:28:47.657
9	1:03.585	+0.216	15:29:51.242
10	1:04.928	+1.559	15:30:56.170
11	1:03.534	+0.165	15:31:59.704
12	1:03.884	+0.515	15:33:03.588
13	1:03.864	+0.495	15:34:07.452
14	1:03.807	+0.438	15:35:11.259
15	1:06.065	+2.696	15:36:17.324
16	1:04.097	+0.728	15:37:21.421

(33) M. Babalus/C. Hobohm			
1	1:15.826	+7.133	15:21:33.381
2	1:12.798	+4.105	15:22:46.179
3	1:12.596	+3.903	15:23:58.775
4	1:12.716	+4.023	15:25:11.491
5	1:11.434	+2.741	15:26:22.925
6	1:08.909	+0.216	15:27:31.834
7	1:09.481	+0.788	15:28:41.315
8	1:08.693		15:29:50.008
9	1:11.218	+2.525	15:31:01.226
10	1:09.646	+0.953	15:32:10.872
11	1:13.739	+5.046	15:33:24.611
12	1:10.447	+1.754	15:34:35.058
13	1:10.619	+1.926	15:35:45.677
14	1:10.530	+1.837	15:36:56.207
15	1:10.469	+1.776	15:38:06.676