



STCC Anderstorp

Clio Cup / JTCC

Anderstorp 4,025 Km

Test

2015-05-29 10:20

Practice (30:00 Time) started at 10:24:21

Pos	No.	Name	Entrant	Make	Nat./Club	Laps	Best Tm	Diff	In Lap	2nd Best
1	20	Henric Skoog		Renault Clio 4	SWE-Karlskoga MF	13	1:49.126		3	1:49.177
2	22	Albin Wärnelöv		Renault Clio 4	SWE-MK Scandia	11	1:50.100	0.974	4	1:50.749
3	6	Axel Mörner	Magic Racing	Renault Clio 4	SWE-KAK	13	1:50.277	1.151	4	1:51.531
4	7	Anders Gustavson	Magic Racing	Renault Clio 4	SWE-Östgöta BF	7	1:52.133	3.007	4	1:53.297
5	61	Marcus Annervi	Rent A Wreck Racing	Renault Clio JTCC	SWE-Falkenbergs MK	8	1:52.783	3.657	4	1:54.695
6	89	Andreas Wernersson	STC Racing Team	Renault Clio 4	SWE-Lidköpings KK	12	1:53.145	4.019	3	1:54.960
7	81	Nicklas Oscarsson		Renault Clio 4	SWE-	12	1:53.808	4.682	4	1:57.282
8	15	Julius Ljungdahl	Ljungdahls Maskinentrepri	Renault Clio JTCC	SWE-Karlskoga MF	12	1:56.122	6.996	4	1:57.238
9	10	Johan Carlström		Renault Clio 4	SWE-KAK	11	1:57.198	8.072	3	2:00.885
10	37	Peter Larsson		Renault Clio 4	SWE-Karlskoga MF	11	1:57.590	8.464	5	1:57.791
11	59	Emelie Moe		Renault Clio 4	SWE-Jämtlands MK	11	2:00.322	11.196	3	2:02.331
12	3	Janne Gustafsson	STC Racing Team	Renault Clio 4	SWE-Lidköpings MF	9	2:00.382	11.256	9	2:08.033
13	99	Heidi Ryrlén		Renault Clio JTCC	SWE-Vänersborgs MK	7	2:03.624	14.498	3	2:05.271
14	72	Klas Ekstrand		Renault Clio JTCC	SWE-Svedala Motorklu	8	2:03.679	14.553	4	2:04.214
15	23	Otto Tjäder	Power@	Renault Clio JTCC	SWE	9	2:07.250	18.124	3	2:13.356
16	16	Anthón Caldana	STC Racing Team	Renault Clio JTCC	SWE-Lidköping KK	8	2:09.376	20.250	8	2:14.389
17	11	Joel Jern	STC Racing Team	Renault Clio JTCC	SWE-Lidköpings KK	11	2:09.554	20.428	3	2:10.680

Announcements

Weather: cloudy 9 degrees, dry track, smaller rain

Results under www.mwraceconsulting.com

Orbits

Timekeeping S. Kirchhof:

Clerk of the course Pär Hydén:

Steward Mikael Karlstedt:

Secretary of the meeting Matilda Eriksson:

Printed: 2015-05-29 10:57:30





STCC Anderstorp

Clio Cup / JTCC

Anderstorp 4,025 Km

Test

2015-05-29 10:20

Practice (30:00 Time) started at 10:24:21

Lap	Time of Day	Lap Tm	Diff	S1 Tm	S2 Tm	S3 Tm
(20) Henric Skoog						
1	10:29:15.456	2:22.581	+33.455	44.413	1:02.918	35.250
2	10:31:06.554	1:51.098	+1.972	28.552	48.705	33.841
3	10:32:55.680	1:49.126		28.189	47.616	33.321
4	10:34:44.857	1:49.177	+0.051	28.219	48.025	32.933
5	10:36:36.326	1:51.469	+2.343	27.963	48.108	35.398
p6	10:38:26.195	1:49.869	+0.743	28.253	49.051	
7	10:44:19.107	5:52.912	+4:03.786		52.392	36.820
8	10:46:15.766	1:56.659	+7.533	29.822	50.867	35.970
9	10:48:11.425	1:55.659	+6.533	29.462	50.620	35.577
10	10:50:07.833	1:56.408	+7.282	29.811	50.806	35.791
11	10:52:03.565	1:55.732	+6.606	29.724	50.607	35.401
12	10:53:59.830	1:56.265	+7.139	29.429	51.139	35.697
p13	10:55:54.969	1:55.139	+6.013	29.475	50.895	

Lap	Time of Day	Lap Tm	Diff	S1 Tm	S2 Tm	S3 Tm
(22) Albin Wärnelöv						
1	10:28:52.897	2:01.390	+11.290	30.582	53.544	37.264
2	10:30:49.074	1:56.177	+6.077	29.441	51.268	35.468
3	10:32:41.842	1:52.768	+2.668	28.537	48.491	35.740
4	10:34:31.942	1:50.100		28.146	47.528	34.426
5	10:36:22.691	1:50.749	+0.649	28.115	47.494	35.140
p6	10:38:15.048	1:52.357	+2.257	28.166	48.744	
7	10:47:50.675	9:35.627	+7:45.527		53.278	37.601
8	10:49:53.529	2:02.854	+12.754	30.223	53.811	38.820
9	10:51:54.078	2:00.549	+10.449	30.552	53.057	36.940
10	10:53:55.946	2:01.868	+11.768	30.360	53.928	37.580
p11	10:55:54.137	1:58.191	+8.091	29.750	52.516	

Lap	Time of Day	Lap Tm	Diff	S1 Tm	S2 Tm	S3 Tm
(6) Axel Möner						
1	10:29:17.412	2:04.160	+13.883	31.438	55.296	37.426
2	10:31:11.185	1:53.773	+3.496	29.560	49.234	34.979
3	10:33:02.716	1:51.531	+1.254	28.407	48.429	34.695
4	10:34:52.993	1:50.277		28.480	47.887	33.910
5	10:36:48.436	1:55.443	+5.166	28.264	49.428	37.751
6	10:38:46.287	1:57.851	+7.574	29.683	51.261	36.907
7	10:40:43.055	1:56.768	+6.491	29.403	51.309	36.056
8	10:42:39.019	1:55.964	+5.687	29.205	49.946	36.813
p9	10:44:38.338	1:59.319	+9.042	29.936	52.912	
10	10:48:12.597	3:34.259	+1:43.982		56.717	43.082
11	10:50:22.864	2:10.267	+19.990	31.689	57.649	40.929
12	10:52:35.678	2:12.814	+22.537	31.795	57.921	43.098
13	10:54:50.929	2:15.251	+24.974	32.870	59.979	42.402

Lap	Time of Day	Lap Tm	Diff	S1 Tm	S2 Tm	S3 Tm
(7) Anders Gustavson						
1	10:30:06.170	1:59.684	+7.551	30.060	52.378	37.246
2	10:32:00.486	1:54.316	+2.183	29.126	50.229	34.961
3	10:33:53.783	1:53.297	+1.164	28.986	48.885	35.426
4	10:35:45.916	1:52.133		28.973	48.846	34.314
p5	10:37:41.352	1:55.436	+3.303	28.863	49.947	
6	10:45:16.924	7:35.572	+5:43.439		56.594	39.859
p7	10:47:19.943	2:03.019	+10.886	31.413	55.667	

Lap	Time of Day	Lap Tm	Diff	S1 Tm	S2 Tm	S3 Tm
(61) Marcus Annervi						
1	10:29:11.780	2:05.269	+12.486	31.753	55.615	37.901
2	10:31:10.314	1:58.534	+5.751	29.848	52.873	35.813
3	10:33:05.009	1:54.695	+1.912	29.774	49.861	35.060
4	10:34:57.792	1:52.783		28.896	49.174	34.713
p5	10:36:50.068	1:52.276	-0.507	28.919	49.960	
6	10:42:28.213	5:38.145	+3:45.362		55.399	39.427
p7	10:44:36.938	2:08.725	+15.942	32.143	57.371	
p8	10:52:42.256	8:05.318	+6:12.535		1:28.495	

Lap	Time of Day	Lap Tm	Diff	S1 Tm	S2 Tm	S3 Tm
(89) Andreas Wernersson						
p1	10:28:42.122	1:53.801	+0.656	29.880	51.169	
2	10:33:40.814	4:58.692	+3:05.547		54.920	36.413
3	10:35:33.959	1:53.145		28.882	49.331	34.932
4	10:37:28.919	1:54.960	+1.815	29.045	50.689	35.226
5	10:39:28.330	1:59.411	+6.266	29.381	52.559	37.471
6	10:41:27.634	1:59.304	+6.159	29.932	52.320	37.052
7	10:43:25.780	1:58.146	+5.001	29.301	50.997	37.848
p8	10:45:26.358	2:00.578	+7.433	30.503	54.991	
9	10:50:17.020	4:50.662	+2:57.517		53.406	37.019
10	10:52:16.557	1:59.537	+6.392	29.599	53.325	36.613

Lap	Time of Day	Lap Tm	Diff	S1 Tm	S2 Tm	S3 Tm
11	10:54:14.594	1:58.037	+4.892	29.695	51.391	36.951
12	10:56:11.677	1:57.083	+3.938	29.646	51.123	36.314
(81) Nicklas Oscarsson						
1	10:29:44.458	2:08.583	+14.775	32.418	57.050	39.115
2	10:31:54.442	2:09.984	+16.176	30.773	56.873	42.338
3	10:33:53.531	1:59.089	+5.281	29.709	52.285	37.095
4	10:35:47.339	1:53.808		29.870	49.104	34.834
5	10:37:44.621	1:57.282	+3.474	28.606	51.353	37.323
p6	10:39:52.277	2:07.656	+13.848	32.999	57.069	
7	10:45:32.627	5:40.350	+3:46.542		54.446	37.851
8	10:47:31.395	1:58.768	+4.960	30.011	51.701	37.056
9	10:49:29.915	1:58.520	+4.712	29.737	51.693	37.090
10	10:51:27.345	1:57.430	+3.622	29.617	51.470	36.343
11	10:53:33.551	2:06.206	+12.398	29.846	52.667	43.693
p12	10:55:35.157	2:01.606	+7.798	30.598	54.628	

Lap	Time of Day	Lap Tm	Diff	S1 Tm	S2 Tm	S3 Tm
(15) Julius Ljungdahl						
1	10:29:56.583	2:07.704	+11.582	31.382	56.157	40.165
2	10:31:58.097	2:01.514	+5.392	30.212	53.241	38.061
3	10:33:55.335	1:57.238	+1.116	29.478	51.662	36.098
4	10:35:51.457	1:56.122		29.093	50.151	36.878
5	10:37:58.139	2:06.682	+10.560	29.857	54.747	42.078
p6	10:40:16.682	2:18.543	+22.421	34.347	1:03.450	
7	10:45:20.622	5:03.940	+3:07.818		56.626	39.860
8	10:47:25.351	2:04.729	+8.607	30.591	55.034	39.104
9	10:49:29.464	2:04.113	+7.991	30.509	54.655	38.949
10	10:51:33.375	2:03.911	+7.789	31.261	53.945	38.705
11	10:53:37.035	2:03.660	+7.538	30.013	54.691	38.956
12	10:55:38.742	2:01.707	+5.585	29.982	53.737	37.988

Lap	Time of Day	Lap Tm	Diff	S1 Tm	S2 Tm	S3 Tm
(10) Johan Carlström						
1	10:29:39.684	2:18.142	+20.944	40.952	57.758	39.432
2	10:31:40.569	2:00.885	+3.687	30.556	53.272	37.057
3	10:33:37.767	1:57.198		30.071	51.556	35.571
4	10:35:39.236	2:01.469	+4.271	29.383	52.993	39.093
5	10:38:13.060	2:33.824	+36.626	30.651	52.337	1:10.836
p6	10:40:32.258	2:19.198	+22.000	32.491	1:06.820	
7	10:47:57.320	7:25.062	+5:27.864		55.617	39.958
8	10:50:02.209	2:04.889	+7.691	31.375	53.845	39.669
9	10:52:04.975	2:02.766	+5.568	30.373	53.105	39.288
10	10:54:06.428	2:01.453	+4.255	30.602	53.240	37.611
11	10:56:08.258	2:01.830	+4.632	30.086	54.731	37.013

Lap	Time of Day	Lap Tm	Diff	S1 Tm	S2 Tm	S3 Tm
(37) Peter Larsson						
1	10:30:39.803	2:16.210	+18.620	38.261	57.673	40.276
2	10:32:44.271	2:04.468	+6.878	30.389	53.506	40.573
3	10:34:43.734	1:59.463	+1.873	29.555	53.117	36.791
4	10:36:41.525	1:57.791	+0.201	29.028	51.556	37.207
5	10:38:39.115	1:57.590		28.997	50.490	38.103
6	10:40:48.686	2:09.571	+11.981	32.238	56.799	40.534
p7	10:42:49.096	2:00.410	+2.820	30.007	55.016	
8	10:48:12.173	5:23.077	+3:25.487		55.178	40.740
9	10:50:14.413	2:02.240	+4.650	31.308	52.859	38.073
10	10:52:19.249	2:04.836	+7.246	30.053	55.258	39.525
11	10:54:23.754	2:04.505	+6.915	30.369	54.084	40.052

Lap	Time of Day	Lap Tm	Diff	S1 Tm	S2 Tm	S3 Tm
(59) Emelie Moe						
1	10:29:25.594	2:11.809	+11.487	32.873	58.577	40.359
2	10:31:27.925	2:02.331	+2.009	29.969	53.044	39.318
3	10:33:28.247	2:00.322		29.225	52.708	38.389
p4	10:35:23.847	1:55.600	-4.722	29.000	50.644	



STCC Anderstorp

Clio Cup / JTCC

Anderstorp 4,025 Km

Test

2015-05-29 10:20

Practice (30:00 Time) started at 10:24:21

Lap	Time of Day	Lap Tm	Diff	S1 Tm	S2 Tm	S3 Tm	Lap	Time of Day	Lap Tm	Diff	S1 Tm	S2 Tm	S3 Tm
4	10:40:14.458	2:11.441	+11.059	32.268	57.758	41.415							
5	10:42:22.491	2:08.033	+7.651	31.875	56.559	39.599							
6	10:44:32.925	2:10.434	+10.052	32.185	57.286	40.963							
p7	10:46:41.838	2:08.913	+8.531	32.515	58.911								
8	10:53:08.984	6:27.146	+4:26.764		53.899	37.031							
9	10:55:09.366	2:00.382		30.339	52.281	37.762							
(99) Heidi Rylén													
1	10:30:10.103	2:17.580	+13.956	33.872	59.256	44.452							
2	10:32:16.775	2:06.672	+3.048	31.654	54.857	40.161							
3	10:34:20.399	2:03.624		30.876	54.436	38.312							
4	10:36:25.670	2:05.271	+1.647	30.284	53.989	40.998							
5	10:38:33.027	2:07.357	+3.733	31.047	55.186	41.124							
p6	10:40:49.453	2:16.426	+12.802	34.111	59.168								
7	10:55:36.836	14:47.383	-12:43.759		1:00.204	41.487							
(72) Klas Ekstrand													
1	10:30:11.631	2:21.198	+17.519	33.751	1:00.188	47.259							
2	10:32:20.326	2:08.695	+5.016	31.702	56.522	40.471							
3	10:34:24.540	2:04.214	+0.535	30.791	55.020	38.403							
4	10:36:28.219	2:03.679		29.986	53.791	39.902							
5	10:38:42.900	2:14.681	+11.002	32.762	56.688	45.231							
p6	10:41:02.304	2:19.404	+15.725	34.952	1:00.568								
7	10:54:00.820	12:58.516	-10:54.837		1:02.111	45.409							
8	10:56:14.797	2:13.977	+10.298	31.972	1:00.096	41.909							
(23) Otto Tjader													
1	10:31:18.716	2:33.888	+26.638	30.652	57.907	1:05.329							
2	10:33:32.072	2:13.356	+6.106	33.543	57.161	42.652							
3	10:35:39.322	2:07.250		30.421	55.785	41.044							
p4	10:37:46.301	2:06.979	-0.271	31.776	55.953								
5	10:43:28.839	5:42.538	+3:35.288		1:04.069	52.426							
p6	10:45:50.067	2:21.228	+13.978	36.620	1:02.565								
7	10:50:07.008	4:16.941	+2:09.691		1:02.148	44.950							
8	10:52:30.566	2:23.558	+16.308	34.698	1:02.843	46.017							
p9	10:55:04.253	2:33.687	+26.437	36.737	1:06.090								
(16) Anthon Caldana													
p1	10:29:52.938	2:08.048	-1.328	31.862	55.979								
2	10:36:50.465	6:57.527	+4:48.151		1:00.252	42.445							
3	10:39:31.743	2:41.278	+31.902	31.245	56.048	1:13.985							
4	10:41:55.366	2:23.623	+14.247	36.062	1:02.161	45.400							
5	10:44:09.755	2:14.389	+5.013	32.456	58.447	43.486							
p6	10:46:25.420	2:15.665	+6.289	33.157	1:01.469								
7	10:52:33.452	6:08.032	+3:58.656		59.755	43.006							
8	10:54:42.828	2:09.376		32.418	56.484	40.474							
(11) Joel Jern													
p1	10:29:24.405	2:08.862	-0.692	32.288	58.173								
2	10:35:33.646	6:09.241	+3:59.687		1:10.476	46.240							
3	10:37:43.200	2:09.554		32.921	55.311	41.322							
4	10:39:57.108	2:13.908	+4.354	33.064	58.071	42.773							
5	10:42:08.680	2:11.572	+2.018	32.327	59.044	40.201							
6	10:44:19.755	2:11.075	+1.521	31.587	56.574	42.914							
7	10:46:30.435	2:10.680	+1.126	31.653	58.027	41.000							
8	10:48:44.129	2:13.694	+4.140	32.035	58.626	43.033							
p9	10:50:56.216	2:12.087	+2.533	32.397	59.930								
10	10:54:16.585	3:20.369	+1:10.815		1:06.355	46.577							
p11	10:56:43.365	2:26.780	+17.226	35.160	1:05.165								



STCC Anderstorp

Clio Cup / JTCC

Anderstorp 4,025 Km

Qualifying

2015-05-29 15:45

Qualifying (20:00 Time) started at 15:45:08

Pos	No.	Name	Entrant	Make	Nat./Club	Laps	Best Tm	Diff	In Lap	2nd Bes
1	20	Henric Skoog		Renault Clio 4	SWE-Karlskoga MF	10	1:47.488		6	1:47.583
2	89	Andreas Wernersson	STC Racing Team	Renault Clio 4	SWE-Lidköpings KK	10	1:47.637	0.149	7	1:47.979
3	22	Albin Wärnelöv		Renault Clio 4	SWE-MK Scandia	9	1:48.752	1.264	4	1:48.829
4	81	Nicklas Oscarsson		Renault Clio 4	SWE-	10	1:48.890	1.402	10	1:49.126
5	6	Axel Mörner	Magic Racing	Renault Clio 4	SWE-KAK	10	1:48.962	1.474	4	1:49.063
6	3	Janne Gustafsson	STC Racing Team	Renault Clio 4	SWE-Lidköpings MF	9	1:49.044	1.556	3	1:50.025
7	15	Julius Ljungdahl	Ljungdahls Maskinentrepri	Renault Clio JTCC	SWE-Karlskoga MF	10	1:49.481	1.993	9	1:49.783
8	37	Peter Larsson		Renault Clio 4	SWE-Karlskoga MF	10	1:49.922	2.434	9	1:50.448
9	61	Marcus Annervi	Rent A Wreck Racing	Renault Clio JTCC	SWE-Falkenbergs MK	9	1:50.077	2.589	8	1:50.369
10	10	Johan Carlström		Renault Clio 4	SWE-KAK	9	1:50.806	3.318	6	1:50.839
11	11	Joel Jern	STC Racing Team	Renault Clio JTCC	SWE-Lidköpings KK	9	1:51.079	3.591	9	1:51.696
12	59	Emelie Moe		Renault Clio 4	SWE-Jämtlands MK	9	1:51.349	3.861	6	1:51.426
13	23	Otto Tjader	Power@	Renault Clio JTCC	SWE	9	1:51.923	4.435	8	1:52.777
14	16	Anthon Caldana	STC Racing Team	Renault Clio JTCC	SWE-Lidköping KK	9	1:53.068	5.580	8	1:53.359
15	7	Anders Gustavson	Magic Racing	Renault Clio 4	SWE-Östgöta BF	6	1:53.629	6.141	5	1:54.751
16	72	Klas Ekstrand		Renault Clio JTCC	SWE-Svedala Motorklu	9	1:55.171	7.683	5	1:55.420
17	99	Heidi Ryrlén		Renault Clio JTCC	SWE-Vänersborgs MK	8	1:57.652	10.164	5	1:58.337

Announcements

Weather: cloudy 13 degrees, dry track

These results are provisional until the conclusion of any judicial and technical matters!



STCC Anderstorp

Clio Cup / JTCC

Anderstorp 4,025 Km

Qualifying

2015-05-29 15:45

Qualifying (20:00 Time) started at 15:45:08

Lap	Time of Day	Lap Tm	Diff	S1 Tm	S2 Tm	S3 Tm
(20) Henric Skoog						
1	15:49:31.195	1:48.673	+1.185	28.425	47.263	32.985
2	15:51:19.279	1:48.084	+0.596	28.370	46.990	32.724
3	15:53:07.434	1:48.155	+0.667	28.509	46.932	32.714
4	15:54:55.221	1:47.787	+0.299	28.494	46.665	32.628
5	15:56:42.804	1:47.583	+0.095	28.394	46.647	32.542
6	15:58:30.292	1:47.488		28.313	46.282	32.893
p7	16:00:13.790	1:43.498	-3.990	28.351	46.383	
8	16:03:05.839	2:52.049	+1:04.561		46.610	32.677
9	16:04:53.632	1:47.793	+0.305	28.457	46.632	32.704
10	16:06:41.355	1:47.723	+0.235	28.354	46.548	32.821

Lap	Time of Day	Lap Tm	Diff	S1 Tm	S2 Tm	S3 Tm
(89) Andreas Wernersson						
1	15:49:46.159	1:50.927	+3.290	28.783	48.441	33.703
2	15:51:35.548	1:49.389	+1.752	28.590	47.244	33.555
3	15:53:24.727	1:49.179	+1.542	28.562	47.411	33.206
4	15:55:12.706	1:47.979	+0.342	28.527	46.544	32.908
5	15:57:00.785	1:48.079	+0.442	28.482	46.750	32.847
6	15:58:48.790	1:48.005	+0.368	28.374	46.814	32.817
7	16:00:36.427	1:47.637		28.453	46.406	32.778
8	16:02:24.583	1:48.156	+0.519	28.579	46.682	32.895
9	16:04:15.403	1:50.820	+3.183	28.355	48.059	34.406
10	16:06:03.467	1:48.064	+0.427	28.509	46.699	32.856

Lap	Time of Day	Lap Tm	Diff	S1 Tm	S2 Tm	S3 Tm
(22) Albin Wärnelöv						
1	15:49:38.154	1:52.032	+3.280	28.790	49.189	34.053
2	15:51:27.651	1:49.497	+0.745	28.597	47.736	33.164
3	15:53:16.871	1:49.220	+0.468	28.423	47.407	33.390
4	15:55:05.623	1:48.752		28.501	46.968	33.283
5	15:56:54.452	1:48.829	+0.077	28.532	47.022	33.275
6	15:58:43.382	1:48.930	+0.178	28.566	47.128	33.236
p7	16:00:31.643	1:48.261	-0.491	28.418	47.005	
8	16:03:29.021	2:57.378	+1:08.626		52.977	33.227
9	16:05:18.092	1:49.071	+0.319	28.583	47.459	33.029

Lap	Time of Day	Lap Tm	Diff	S1 Tm	S2 Tm	S3 Tm
(81) Nicklas Oscarsson						
1	15:50:14.299	1:57.863	+8.973	28.895	51.525	37.443
2	15:52:09.612	1:55.313	+6.423	28.819	52.145	34.349
3	15:53:59.648	1:50.036	+1.146	28.618	47.899	33.519
4	15:55:50.058	1:50.410	+1.520	28.687	47.449	34.274
5	15:57:39.430	1:49.372	+0.482	28.589	47.403	33.380
6	15:59:28.556	1:49.126	+0.236	28.540	47.129	33.457
7	16:01:17.781	1:49.225	+0.335	28.590	47.134	33.501
8	16:03:07.614	1:49.833	+0.943	29.180	47.245	33.408
9	16:04:56.893	1:49.279	+0.389	28.706	47.237	33.336
10	16:06:45.783	1:48.890		28.660	47.012	33.218

Lap	Time of Day	Lap Tm	Diff	S1 Tm	S2 Tm	S3 Tm
(6) Axel Mörner						
1	15:49:34.612	1:50.645	+1.683	28.502	48.498	33.645
2	15:51:24.380	1:49.768	+0.806	28.464	47.845	33.459
3	15:53:13.443	1:49.063	+0.101	28.543	47.174	33.346
4	15:55:02.405	1:48.962		28.549	47.189	33.224
5	15:56:51.820	1:49.415	+0.453	28.588	47.207	33.620
6	15:58:40.930	1:49.110	+0.148	28.590	47.074	33.446
7	16:00:30.175	1:49.245	+0.283	28.490	47.046	33.709
8	16:02:21.542	1:51.367	+2.405	28.498	47.464	35.405
9	16:04:11.822	1:50.280	+1.318	29.906	47.004	33.370
10	16:06:00.949	1:49.127	+0.165	28.547	47.179	33.401

Lap	Time of Day	Lap Tm	Diff	S1 Tm	S2 Tm	S3 Tm
(3) Janne Gustafsson						
1	15:49:51.391	1:52.980	+3.936	29.020	49.588	34.372
2	15:51:43.414	1:52.023	+2.979	28.708	49.138	34.177
3	15:53:32.458	1:49.044		28.519	47.546	32.979
4	15:55:22.764	1:50.306	+1.262	28.487	47.570	34.249
5	15:57:12.789	1:50.025	+0.981	28.974	47.590	33.461
p6	15:59:00.902	1:48.113	-0.931	28.766	47.681	
7	16:02:34.496	3:33.594	+1:44.550		47.948	33.695
8	16:04:26.497	1:52.001	+2.957	28.873	47.386	35.742
9	16:06:18.041	1:51.544	+2.500	28.567	47.782	35.195

Lap	Time of Day	Lap Tm	Diff	S1 Tm	S2 Tm	S3 Tm
(15) Julius Ljungdahl						
1	15:49:48.350	1:52.280	+2.799	29.190	49.009	34.081
2	15:51:39.966	1:51.616	+2.135	28.644	48.461	34.511

Lap	Time of Day	Lap Tm	Diff	S1 Tm	S2 Tm	S3 Tm
3	15:53:31.007	1:51.041	+1.560	29.121	47.906	34.014
4	15:55:23.107	1:52.100	+2.619	28.907	48.225	34.968
5	15:57:13.516	1:50.409	+0.928	29.067	47.756	33.586
6	15:59:03.570	1:50.054	+0.573	28.815	47.676	33.563
7	16:00:58.605	1:55.035	+5.554	32.850	48.552	33.633
8	16:02:48.388	1:49.783	+0.302	28.849	47.631	33.303
9	16:04:37.869	1:49.481		28.780	47.464	33.237
p10	16:06:33.973	1:56.104	+6.623	30.446	50.673	

Lap	Time of Day	Lap Tm	Diff	S1 Tm	S2 Tm	S3 Tm
(37) Peter Larsson						
1	15:50:13.334	2:00.541	+10.619	30.246	53.375	36.920
2	15:52:07.065	1:53.731	+3.809	29.090	49.501	35.140
3	15:53:58.607	1:51.542	+1.620	28.480	48.415	34.647
4	15:55:49.923	1:51.316	+1.394	28.577	47.967	34.772
5	15:57:41.925	1:52.002	+2.080	29.469	48.130	34.403
6	15:59:32.623	1:50.698	+0.776	28.566	47.965	34.167
7	16:01:23.192	1:50.569	+0.647	28.936	47.643	33.990
8	16:03:13.896	1:50.704	+0.782	28.645	48.106	33.953
9	16:05:03.818	1:49.922		28.671	47.649	33.602
10	16:06:54.266	1:50.448	+0.526	28.904	47.637	33.907

Lap	Time of Day	Lap Tm	Diff	S1 Tm	S2 Tm	S3 Tm
(61) Marcus Annervi						
1	15:49:53.100	1:55.845	+5.768	29.377	50.578	35.890
2	15:51:45.972	1:52.872	+2.795	29.215	49.475	34.182
3	15:53:36.751	1:50.779	+0.702	28.932	48.215	33.632
p4	15:55:25.284	1:48.533	-1.544	28.995	48.283	
5	15:59:06.472	3:41.188	+1:51.111		48.500	33.490
6	16:00:56.924	1:50.452	+0.375	29.084	47.935	33.433
7	16:02:47.293	1:50.369	+0.292	29.006	47.811	33.552
8	16:04:37.370	1:50.077		29.062	47.747	33.268
9	16:06:37.658	2:00.288	+10.211	30.522	51.327	38.439

Lap	Time of Day	Lap Tm	Diff	S1 Tm	S2 Tm	S3 Tm
(10) Johan Carlström						
1	15:50:42.594	2:04.108	+13.302	37.754	51.613	34.741
2	15:52:35.525	1:52.931	+2.125	28.732	48.853	35.346
3	15:54:29.077	2:13.552	+22.746	29.394	56.431	47.727
4	15:56:29.166	1:50.839	+0.033	28.871	48.176	33.792
5	15:58:31.163	1:51.247	+0.441	29.044	47.832	34.371
6	16:00:21.969	1:50.806		28.591	47.491	34.724
7	16:02:19.819	2:07.850	+17.044	42.221	50.066	35.563
8	16:04:20.907	1:51.088	+0.282	28.858	47.743	34.487
9	16:06:13.159	1:52.252	+1.446	28.784	49.667	33.801

Lap	Time of Day	Lap Tm	Diff	S1 Tm	S2 Tm	S3 Tm
(11) Joel Jern						
1	15:50:22.704	1:57.329	+6.250	29.885	51.480	35.964
2	15:52:18.320	1:55.616	+4.537	29.556	50.400	35.660
3	15:54:14.244	1:55.924	+4.845	29.303	50.201	36.420
4	15:56:07.203	1:52.959	+1.880	29.294	48.723	34.942
5	15:57:59.983	1:52.780	+1.701	29.250	48.785	34.745
6	15:59:52.400	1:52.417	+1.338	29.146	48.929	34.342
7	16:01:44.096	1:51.696	+0.617	29.213	48.442	34.041
8	16:03:36.326	1:52.230	+1.151	29.210	48.611	34.409
9	16:05:27.405	1:51.079		29.236	48.120	33.723

Lap	Time of Day	Lap Tm	Diff	S1 Tm	S2 Tm	S3 Tm
(59) Em						



STCC Anderstorp

Clio Cup / JTCC

Anderstorp 4,025 Km

Qualifying

2015-05-29 15:45

Qualifying (20:00 Time) started at 15:45:08

Lap	Time of Day	Lap Tm	Diff	S1 Tm	S2 Tm	S3 Tm	Lap	Time of Day	Lap Tm	Diff	S1 Tm	S2 Tm	S3 Tm
p9	16:05:53.631	1:52.217	+0.294	28.933	48.595								
(16) Anthon Caldana													
1	15:50:15.488	2:06.677	+13.609	31.619	55.647	39.411							
2	15:52:15.645	2:00.157	+7.089	29.940	52.277	37.940							
3	15:54:14.749	1:59.104	+6.036	29.781	51.816	37.507							
4	15:56:09.506	1:54.757	+1.689	29.281	50.018	35.458							
5	15:58:02.865	1:53.359	+0.291	29.260	49.151	34.948							
6	15:59:56.933	1:54.068	+1.000	29.062	49.275	35.731							
7	16:01:51.007	1:54.074	+1.006	29.384	49.632	35.058							
8	16:03:44.075	1:53.068		29.244	49.232	34.592							
9	16:05:37.993	1:53.918	+0.850	29.559	49.605	34.754							
(7) Anders Gustavson													
1	15:49:47.435	1:55.047	+1.418	29.682	50.998	34.367							
p2	15:51:43.356	1:55.921	+2.292	29.197	52.575								
3	15:55:32.592	3:49.236	+1:55.607		51.366	34.511							
4	15:57:27.343	1:54.751	+1.122	29.815	50.070	34.866							
5	15:59:20.972	1:53.629		29.880	49.263	34.486							
p6	16:01:18.066	1:57.094	+3.465	30.659	50.654								
(72) Klas Ekstrand													
1	15:50:33.656	2:01.530	+6.359	30.974	53.488	37.068							
2	15:52:32.683	1:59.027	+3.856	30.274	51.750	37.003							
3	15:54:29.329	1:56.646	+1.475	30.336	50.642	35.668							
4	15:56:24.749	1:55.420	+0.249	29.950	50.062	35.408							
5	15:58:19.920	1:55.171		29.751	49.679	35.741							
6	16:00:20.230	2:00.310	+5.139	30.164	52.619	37.527							
7	16:02:19.560	1:59.330	+4.159	30.715	50.480	38.135							
8	16:04:23.067	2:03.507	+8.336	34.285	52.113	37.109							
9	16:06:19.169	1:56.102	+0.931	29.499	50.907	35.696							
(99) Heidi Rylén													
1	15:50:33.097	2:02.568	+4.916	31.379	53.980	37.209							
2	15:52:32.200	1:59.103	+1.451	30.259	51.835	37.009							
p3	15:54:39.011	2:06.811	+9.159	31.903	53.803								
4	15:58:23.910	3:44.899	+1:47.247		52.468	36.715							
5	16:00:21.562	1:57.652		29.837	50.922	36.893							
6	16:02:20.520	1:58.958	+1.306	30.925	50.899	37.134							
7	16:04:18.857	1:58.337	+0.685	31.157	50.931	36.249							
8	16:06:17.362	1:58.505	+0.853	30.006	51.924	36.575							



STCC Anderstorp


Clio Cup / JTCC

Anderstorp 4,025 Km

Heat 1

2015-05-30 09:25

Race (20:00 or 10 Laps)



POLE POSITION

2 89 Andreas Wernersson	1 20 Henric Skoog	1
4 6 Axel Mörner	3 22 Albin Wänelöv	2
6 15 Julius Ljungdahl	5 81 Nicklas Oscarsson	3
8 61 Marcus Annervi	7 3 Janne Gustafsson	4
10 10 Johan Carlström	9 37 Peter Larsson	5
12 11 Joel Jern	11 59 Emelie Moe	6
14 16 Anthon Caldana	13 23 Otto Tjader	7
16 72 Klas Ekstrand	15 7 Anders Gustavson	8
	17 99 Heidi Rylén	9



STCC Anderstorp

Clio Cup / JTCC

Anderstorp 4,025 Km

Heat 2

2015-05-30 13:50

Race (20:00 or 10 Laps)



POLE POSITION

2	1	1
89 Andreas Wernersson 1:47.637	20 Henric Skoog 1:47.488	1
4	3	2
81 Nicklas Oscarsson 1:48.890	22 Albin Wärnelöv 1:48.752	2
6	5	3
3 Janne Gustafsson 1:49.044	6 Axel Mörner 1:48.962	3
8	7	4
37 Peter Larsson 1:49.922	15 Julius Ljungdahl 1:49.481	4
10	9	5
10 Johan Carlström 1:50.806	61 Marcus Annervi 1:50.077	5
12	11	6
59 Emelie Moe 1:51.349	11 Joel Jern 1:51.079	6
14	13	7
16 Anthon Caldana 1:53.068	23 Otto Tjader 1:51.923	7
16	15	8
72 Klas Ekstrand 1:55.171	7 Anders Gustavson 1:53.629	8
	17	9
	99 Heidi Ryrlén 1:57.652	9



STCC Anderstorp

Clio Cup / JTCC

Anderstorp 4,025 Km

Heat 1

2015-05-30 09:25

Race (20:00 or 10 Laps) started at 9:29:31

Pos	No.	Name	Entrant	Make	Nat./Club	Total Tm	Laps	Diff	Best Tm	Ø km/h
1	20	Henric Skoog		Renault Clio 4	SWE-Karlskoga MF	19:22.827	10		1:56.126	124,610
2	89	Andreas Wernersson	STC Racing Team	Renault Clio 4	SWE-Lidköpings KK	19:33.401	10	10.574	1:56.618	123,487
3	22	Albin Wärnelöv		Renault Clio 4	SWE-MK Scandia	19:34.185	10	11.358	1:57.285	123,405
4	81	Nicklas Oscarsson		Renault Clio 4	SWE-	19:36.146	10	13.319	1:56.749	123,199
5	3	Janne Gustafsson	STC Racing Team	Renault Clio 4	SWE-Lidköpings MF	19:48.451	10	25.624	1:57.444	121,923
6	7	Anders Gustavson	Magic Racing	Renault Clio 4	SWE-Östgöta BF	19:54.943	10	32.116	1:58.301	121,261
7	15	Julius Ljungdahl	Ljungdahls Maskinentreprenad	Renault Clio JTCC	SWE-Karlskoga MF	20:00.287	10	37.460	1:59.382	120,721
8	10	Johan Carlström		Renault Clio 4	SWE-KAK	20:03.148	10	40.321	1:57.900	120,434
9	59	Emelie Moe		Renault Clio 4	SWE-Jämtlands MK	20:04.091	10	41.264	1:58.898	120,340
10	6	Axel Mörner	Magic Racing	Renault Clio 4	SWE-KAK	20:05.115	10	42.288	1:58.502	120,237
11	11	Joel Jern	STC Racing Team	Renault Clio JTCC	SWE-Lidköpings KK	20:05.974	10	43.147	1:58.808	120,152
12	61	Marcus Annervi	Rent A Wreck Racing	Renault Clio JTCC	SWE-Falkenbergs MK	20:10.830	10	48.003	1:58.545	119,670
13	37	Peter Larsson		Renault Clio 4	SWE-Karlskoga MF	20:16.000	10	53.173	1:59.749	119,161
14	23	Otto Tjader	Power@	Renault Clio JTCC	SWE	20:18.921	10	56.094	2:00.035	118,876
15	72	Klas Ekstrand		Renault Clio JTCC	SWE-Svedala Motorklul	20:19.969	10	57.142	1:59.042	118,774
16	16	Anthon Caldana	STC Racing Team	Renault Clio JTCC	SWE-Lidköping KK	20:27.993	10	1:05.166	2:00.877	117,997
17	99	Heidi Ryrlén		Renault Clio JTCC	SWE-Vänersborgs MK	20:27.417	9	1 Lap	2:03.110	106,248

Announcements

Weather: cloudy 8 degrees, wet track

These results are provisional until the conclusion of any judicial and technical matters!

Margin of Victory	Ø km/h	Best Lap Tm	km/h	Best Lap by
10.574	124,610	1:56.126	124,778	20 - Henric Skoog

Results under www.mwraceconsulting.com

Orbits

Timekeeping S. Kirchhof:

Clerk of the course Pär Hydén:

www.mylaps.com

Steward Mikael Karlstedt:

Secretary of the meeting Matilda Eriksson:

Licensed to: Motorsport Events

Printed: 2015-05-30 09:51:34



STCC Anderstorp

Clio Cup / JTCC

Anderstorp 4,025 Km

Heat 1

2015-05-30 09:25

Race (20:00 or 10 Laps) started at 9:29:31

Lap	Time of Day	Lap Tm	Diff	S1 Tm	S2 Tm	S3 Tm
(20) Henric Skoog						
1	9:31:23.158				50.679	35.388
2	9:33:19.284	1:56.126		29.969	50.749	35.408
3	9:35:15.613	1:56.329	+0.203	30.033	50.732	35.564
4	9:37:12.053	1:56.440	+0.314	29.933	50.976	35.531
5	9:39:08.578	1:56.525	+0.399	30.030	50.989	35.506
6	9:41:05.315	1:56.737	+0.611	29.994	51.110	35.633
7	9:43:02.785	1:57.470	+1.344	30.006	51.388	36.076
8	9:44:59.663	1:56.878	+0.752	30.042	51.087	35.749
9	9:46:56.985	1:57.322	+1.196	30.096	51.498	35.728
10	9:48:54.289	1:57.304	+1.178	29.955	51.390	35.959

Lap	Time of Day	Lap Tm	Diff	S1 Tm	S2 Tm	S3 Tm
(89) Andreas Wernersson						
1	9:31:24.686				51.231	36.176
2	9:33:21.304	1:56.618		29.901	50.885	35.832
3	9:35:18.794	1:57.490	+0.872	30.069	51.346	36.075
4	9:37:16.096	1:57.302	+0.684	30.150	51.083	36.069
5	9:39:13.722	1:57.626	+1.008	30.179	51.216	36.231
6	9:41:11.615	1:57.893	+1.275	30.289	51.223	36.381
7	9:43:09.924	1:58.309	+1.691	30.292	51.729	36.288
8	9:45:07.707	1:57.783	+1.165	30.159	51.242	36.382
9	9:47:05.830	1:58.123	+1.505	30.229	51.449	36.445
10	9:49:04.863	1:59.033	+2.415	30.276	52.156	36.601

Lap	Time of Day	Lap Tm	Diff	S1 Tm	S2 Tm	S3 Tm
(22) Albin Wärnelöv						
1	9:31:25.813				51.343	36.349
2	9:33:23.795	1:57.982	+0.697	30.005	51.577	36.400
3	9:35:21.476	1:57.681	+0.396	29.639	51.190	36.852
4	9:37:19.094	1:57.618	+0.333	29.940	51.549	36.129
5	9:39:16.873	1:57.779	+0.494	29.738	51.503	36.538
6	9:41:14.405	1:57.532	+0.247	29.845	51.430	36.257
7	9:43:12.409	1:58.004	+0.719	29.966	51.625	36.413
8	9:45:09.694	1:57.285		29.768	51.099	36.418
9	9:47:07.101	1:57.407	+0.122	29.786	51.259	36.362
10	9:49:05.647	1:58.546	+1.261	29.956	51.910	36.680

Lap	Time of Day	Lap Tm	Diff	S1 Tm	S2 Tm	S3 Tm
(81) Nicklas Oscarsson						
1	9:31:28.421				51.860	36.910
2	9:33:26.505	1:58.084	+1.335	30.139	51.478	36.467
3	9:35:24.605	1:58.100	+1.351	30.121	51.341	36.638
4	9:37:22.946	1:58.341	+1.592	30.056	51.640	36.645
5	9:39:20.420	1:57.474	+0.725	30.085	51.101	36.288
6	9:41:17.832	1:57.412	+0.663	30.176	50.984	36.252
7	9:43:14.581	1:56.749		30.026	50.691	36.032
8	9:45:11.891	1:57.310	+0.561	30.108	51.079	36.123
9	9:47:09.394	1:57.503	+0.754	29.959	51.236	36.308
10	9:49:07.608	1:58.214	+1.465	29.968	51.738	36.508

Lap	Time of Day	Lap Tm	Diff	S1 Tm	S2 Tm	S3 Tm
(3) Janne Gustafsson						
1	9:31:29.181				52.582	36.751
2	9:33:28.468	1:59.287	+1.843	30.602	52.494	36.191
3	9:35:26.951	1:58.483	+1.039	30.351	51.924	36.208
4	9:37:24.395	1:57.444		30.322	51.180	35.942
5	9:39:22.021	1:57.626	+0.182	30.727	50.939	35.960
6	9:41:20.414	1:58.393	+0.949	30.460	51.544	36.389
7	9:43:18.958	1:58.544	+1.100	30.210	51.600	36.734
8	9:45:19.058	2:00.100	+2.656	30.244	52.614	37.242
9	9:47:18.906	1:59.848	+2.404	30.706	52.178	36.964
10	9:49:19.913	2:01.007	+3.563	30.707	52.583	37.717

Lap	Time of Day	Lap Tm	Diff	S1 Tm	S2 Tm	S3 Tm
(7) Anders Gustavson						
1	9:31:36.222				54.389	37.039
2	9:33:36.297	2:00.075	+1.774	30.560	52.676	36.839
3	9:35:36.099	1:59.802	+1.501	30.121	52.431	37.250
4	9:37:35.007	1:58.908	+0.607	30.231	52.307	36.370
5	9:39:33.361	1:58.354	+0.053	30.187	51.938	36.229
6	9:41:31.662	1:58.301		30.067	51.767	36.467
7	9:43:30.111	1:58.449	+0.148	30.187	52.067	36.195
8	9:45:28.701	1:58.590	+0.289	30.118	52.220	36.252
9	9:47:27.569	1:58.868	+0.567	30.094	52.200	36.574
10	9:49:26.405	1:58.836	+0.535	30.192	52.093	36.551

Lap	Time of Day	Lap Tm	Diff	S1 Tm	S2 Tm	S3 Tm
(15) Julius Ljungdahl						
1	9:31:32.867					53.534
2	9:33:34.484	2:01.617	+1.868	30.037	53.444	38.136

Lap	Time of Day	Lap Tm	Diff	S1 Tm	S2 Tm	S3 Tm
(10) Johan Carlström						
1	9:31:31.140					53.249
2	9:33:31.364	2:00.224	+0.842	30.345	52.963	36.916
3	9:35:31.180	1:59.816	+0.434	30.471	52.644	36.701
4	9:37:31.561	2:00.381	+0.999	30.416	52.159	37.806
5	9:39:31.382	1:59.821	+0.439	30.783	52.410	36.628
6	9:41:31.074	1:59.692	+0.310	30.500	52.226	36.966
7	9:43:31.377	2:00.303	+0.921	30.611	53.005	36.687
8	9:45:30.759	1:59.382		30.222	52.420	36.740
9	9:47:30.753	1:59.994	+0.612	30.378	52.634	36.982
10	9:49:31.749	2:00.996	+1.614	30.508	53.293	37.195

Lap	Time of Day	Lap Tm	Diff	S1 Tm	S2 Tm	S3 Tm
(59) Emelie Moe						
1	9:31:32.171					53.229
2	9:33:40.096	2:07.925	+10.025	30.278	1:00.727	36.920
3	9:35:39.870	1:59.774	+1.874	30.244	52.148	37.382
4	9:37:39.180	1:59.310	+1.410	30.426	51.812	37.072
5	9:39:38.779	1:59.599	+1.699	29.961	52.826	36.812
6	9:41:36.679	1:57.900		30.039	51.491	36.370
7	9:43:35.792	1:59.113	+1.213	30.259	52.198	36.656
8	9:45:35.145	1:59.353	+1.453	30.723	52.092	36.538
9	9:47:35.604	2:00.459	+2.559	30.404	53.512	36.543
10	9:49:34.610	1:59.006	+1.106	30.498	52.038	36.470

Lap	Time of Day	Lap Tm	Diff	S1 Tm	S2 Tm	S3 Tm
(6) Axel Mörner						
1	9:31:35.113					54.983
2	9:33:36.962	2:01.849	+2.951	30.261	53.597	37.991
3	9:35:37.826	2:00.864	+1.966	30.282	52.726	37.856
4	9:37:38.818	2:00.992	+2.094	30.429	53.271	37.292
5	9:39:38.464	1:59.646	+0.748	30.023	52.631	36.992
6	9:41:38.142	1:59.678	+0.780	30.117	52.577	36.984
7	9:43:37.541	1:59.399	+0.501	30.122	52.540	36.737
8	9:45:36.439	1:58.898		29.916	51.987	36.995
9	9:47:35.473	1:59.034	+0.136	29.859	52.419	36.756
10	9:49:35.553	2:00.080	+1.182	30.367	52.852	36.861

Lap	Time of Day	Lap Tm	Diff	S1 Tm	S2 Tm	S3 Tm
(11) Joel Jern						
1	9:31:37.623					53.511
2	9:33:44.815	2:07.192	+8.690	30.434	59.673	37.085
3	9:35:44.263	1:59.448	+0.946	30.377	52.635	36.436
4	9:37:43.248	1:58.985	+0.483	30.304	52.154	36.527
5	9:39:41.750	1:58.502		30.316	51.873	36.313
6	9:41:40.390	1:58.640	+0.138	30.390	51.647	36.603
7	9:43:39.385	1:58.995	+0.493	30.210	52.176	36.609
8	9:45:38.640	1:59.255	+0.753	30.461	52.160	36.634
9	9:47:37.493	1:58.853	+0.351	30.335	52.008	36.510
10	9:49:36.577	1:59.084	+0.582	30.191	52.022	36.871

Lap	Time of Day	Lap Tm	Diff	S1 Tm	S2 Tm	S3 Tm
(61) Marcus Annervi						
1	9:31:35.695					55.999
2	9:33:38.224	2:02.529	+3.984	31.536	54.382	36.611
3	9:35:39.594	2:01.370	+2.825	30.701	52.975	37.694
4	9:37:39.520	1:59.926	+1.381	31.262	52.262	36.402
5	9:39:38.904	1:59.384	+0.839	30.437	52.263	36.684
6	9:41:37.527	1:58.623	+0.078	30.570	51.973	36.080
7	9:43:40.310	2:02.783	+4.238	30.354	56.464	35.965
8	9:45:45.125	2:04.815	+6.270	30.381		



STCC Anderstorp

Clio Cup / JTCC

Anderstorp 4,025 Km

Heat 1

2015-05-30 09:25

Race (20:00 or 10 Laps) started at 9:29:31

Lap	Time of Day	Lap Tm	Diff	S1 Tm	S2 Tm	S3 Tm	Lap	Time of Day	Lap Tm	Diff	S1 Tm	S2 Tm	S3 Tm
3	9:35:37.166	2:02.682	+2.933	30.276	53.734	38.672							
4	9:37:41.240	2:04.074	+4.325	30.626	53.502	39.946							
5	9:39:43.407	2:02.167	+2.418	30.276	53.593	38.298							
6	9:41:43.289	1:59.882	+0.133	30.029	52.596	37.257							
7	9:43:44.771	2:01.482	+1.733	30.137	53.563	37.782							
8	9:45:44.520	1:59.749		29.881	52.645	37.223							
9	9:47:44.527	2:00.007	+0.258	30.138	52.203	37.666							
10	9:49:47.462	2:02.935	+3.186	30.332	54.271	38.332							
(23) Otto Tjader													
1	9:31:37.168				54.582	38.420							
2	9:33:43.266	2:06.098	+6.063	31.414	56.697	37.987							
3	9:35:46.093	2:02.827	+2.792	30.806	54.310	37.711							
4	9:37:48.000	2:01.907	+1.872	30.634	53.510	37.763							
5	9:39:48.361	2:00.361	+0.326	30.480	52.947	36.934							
6	9:41:49.448	2:01.087	+1.052	30.524	53.439	37.124							
7	9:43:49.912	2:00.464	+0.429	30.559	52.714	37.191							
8	9:45:49.947	2:00.035		30.500	53.091	36.444							
9	9:47:50.342	2:00.395	+0.360	31.206	52.354	36.835							
10	9:49:50.383	2:00.041	+0.006	30.685	52.494	36.862							
(72) Klas Ekstrand													
1	9:31:42.304				56.097	37.857							
2	9:33:46.874	2:04.570	+5.528	31.560	55.062	37.948							
3	9:35:48.225	2:01.351	+2.309	31.114	53.312	36.925							
4	9:37:49.819	2:01.594	+2.552	30.676	53.049	37.869							
5	9:39:51.383	2:01.564	+2.522	30.796	53.267	37.501							
6	9:41:51.118	1:59.735	+0.693	30.967	52.634	36.134							
7	9:43:50.160	1:59.042		30.722	51.916	36.404							
8	9:45:50.189	2:00.029	+0.987	30.946	52.845	36.238							
9	9:47:51.472	2:01.283	+2.241	30.801	53.867	36.615							
10	9:49:51.431	1:59.959	+0.917	30.887	52.302	36.770							
(16) Anthon Caldana													
1	9:31:40.871				56.915	38.590							
2	9:33:45.116	2:04.245	+3.368	31.153	54.819	38.273							
3	9:35:47.603	2:02.487	+1.610	31.087	53.767	37.633							
4	9:37:49.515	2:01.912	+1.035	30.681	53.470	37.761							
5	9:39:51.179	2:01.664	+0.787	30.817	53.380	37.467							
6	9:41:52.926	2:01.747	+0.870	30.917	53.921	36.909							
7	9:43:53.803	2:00.877		30.817	52.831	37.229							
8	9:45:55.805	2:02.002	+1.125	30.935	53.322	37.745							
9	9:47:57.156	2:01.351	+0.474	31.130	52.866	37.355							
10	9:49:59.455	2:02.299	+1.422	30.943	53.196	38.160							
(99) Heidi Rylén													
1	9:31:44.252				57.673	39.977							
2	9:33:49.939	2:05.687	+2.577	31.807	54.986	38.894							
3	9:35:54.665	2:04.726	+1.616	31.236	53.515	39.975							
4	9:38:01.155	2:06.490	+3.380	31.999	54.536	39.955							
p5	9:40:04.098	2:02.943	-0.167	31.557	54.249								
6	9:43:47.945	3:43.847	+1:40.737		57.851	39.227							
7	9:45:52.535	2:04.590	+1.480	31.543	54.582	38.465							
8	9:47:55.769	2:03.234	+0.124	31.449	53.875	37.910							
9	9:49:58.879	2:03.110		31.076	53.622	38.412							



STCC Anderstorp

Clio Cup / JTCC

Anderstorp 4,025 Km

Heat 2

2015-05-30 13:50

Race (20:00 or 10 Laps) started at 13:55:52

Pos	No.	Name	Entrant	Make	Nat./Club	Total Tm	Laps	Diff	Best Tm	Ø km/h
1	20	Henric Skoog		Renault Clio 4	SWE-Karlskoga MF	19:56.594	10		1:58.441	121,094
2	89	Andreas Wernersson	STC Racing Team	Renault Clio 4	SWE-Lidköpings KK	19:58.465	10	1.871	1:58.409	120,905
3	3	Janne Gustafsson	STC Racing Team	Renault Clio 4	SWE-Lidköpings MF	20:17.706	10	21.112	1:59.785	118,994
4	22	Albin Wärnelöv		Renault Clio 4	SWE-MK Scandia	20:18.817	10	22.223	1:58.339	118,886
5	61	Marcus Annervi	Rent A Wreck Racing	Renault Clio JTCC	SWE-Falkenbergs MK	20:20.920	10	24.326	1:59.430	118,681
6	37	Peter Larsson		Renault Clio 4	SWE-Karlskoga MF	20:23.705	10	27.111	1:59.309	118,411
7	15	Julius Ljungdahl	Ljungdahls Maskinentreprenad	Renault Clio JTCC	SWE-Karlskoga MF	20:24.895	10	28.301	1:59.164	118,296
8	59	Emelie Moe		Renault Clio 4	SWE-Jämtlands MK	20:28.171	10	31.577	1:59.851	117,980
9	23	Otto Tjader	Power@	Renault Clio JTCC	SWE	20:52.141	10	55.547	2:02.745	115,722
10	16	Anthon Caldana	STC Racing Team	Renault Clio JTCC	SWE-Lidköping KK	21:05.350	10	1:08.756	2:03.943	114,514
11	11	Joel Jern	STC Racing Team	Renault Clio JTCC	SWE-Lidköpings KK	21:14.855	10	1:18.261	2:00.893	113,660
12	6	Axel Mörner	Magic Racing	Renault Clio 4	SWE-KAK	21:42.205	10	1:45.611	1:59.024	111,273
13	99	Heidi Rylén		Renault Clio JTCC	SWE-Vänersborgs MK	20:00.765	9	1 Lap	2:08.097	108,606
14	72	Klas Ekstrand		Renault Clio JTCC	SWE-Svedala Motorklul	20:47.259	9	1 Lap	2:04.126	104,557
15	10	Johan Carlström		Renault Clio 4	SWE-KAK	16:25.246	8	2 Laps	1:59.783	117,656
16	7	Anders Gustavson	Magic Racing	Renault Clio 4	SWE-Östgöta BF	21:40.653	8	2 Laps	1:59.286	89,124

Not classified (70% = 7 Laps)

DNF	81	Nicklas Oscarsson		Renault Clio 4	SWE-	5:48.265	2	DNF		83,212
-----	----	-------------------	--	----------------	------	----------	---	-----	--	--------

Announcements

Weather: rainy 9 degrees, wet track

These results are provisional until the conclusion of any judicial and technical matters!

Margin of Victory	Ø km/h	Best Lap Tm	km/h	Best Lap by
1.871	121,094	1:58.339	122,445	22 - Albin Wärnelöv

Results under www.mwraceconsulting.com

Orbits

Timekeeping S. Kirchhof:

Clerk of the course Pär Hydén:

www.mylaps.com

Steward Mikael Karlstedt:

Secretary of the meeting Matilda Eriksson:

Licensed to: Motorsport Events

Printed: 2015-05-30 16:14:38



STCC Anderstorp

Clio Cup / JTCC

Anderstorp 4,025 Km

Heat 2

2015-05-30 13:50

Race (20:00 or 10 Laps) started at 13:55:52

Lap	Time of Day	Lap Tm	Diff	S1 Tm	S2 Tm	S3 Tm
(20) Henric Skoog						
1	13:57:47.477				52.919	36.592
2	13:59:49.710	2:02.233	+3.792	30.941	53.658	37.634
3	14:01:51.955	2:02.245	+3.804	31.253	53.853	37.139
4	14:03:53.102	2:01.147	+2.706	31.262	53.320	36.565
5	14:05:53.537	2:00.435	+1.994	30.733	53.193	36.509
6	14:07:53.114	1:59.577	+1.136	30.728	52.476	36.373
7	14:09:51.555	1:58.441		30.357	52.004	36.080
8	14:11:50.107	1:58.552	+0.111	30.326	52.013	36.213
9	14:13:48.789	1:58.682	+0.241	30.375	52.138	36.169
10	14:15:49.482	2:00.693	+2.252	30.398	53.672	36.623

Lap	Time of Day	Lap Tm	Diff	S1 Tm	S2 Tm	S3 Tm
(89) Andreas Wernersson						
1	13:57:48.564				53.077	37.230
2	13:59:51.994	2:03.430	+5.021	30.941	54.661	37.828
3	14:01:54.738	2:02.744	+4.335	30.939	54.485	37.320
4	14:03:56.123	2:01.385	+2.976	30.935	53.289	37.161
5	14:05:56.941	2:00.818	+2.409	30.835	52.766	37.217
6	14:07:55.986	1:59.045	+0.636	30.503	51.883	36.659
7	14:09:54.761	1:58.775	+0.366	30.472	51.655	36.648
8	14:11:53.729	1:58.968	+0.559	30.355	51.913	36.700
9	14:13:52.138	1:58.409		30.487	51.373	36.549
10	14:15:51.353	1:59.215	+0.806	30.333	51.925	36.957

Lap	Time of Day	Lap Tm	Diff	S1 Tm	S2 Tm	S3 Tm
(3) Janne Gustafsson						
1	13:57:51.987				53.197	37.033
2	13:59:56.222	2:04.235	+4.450	32.363	54.747	37.125
3	14:02:00.553	2:04.331	+4.546	31.762	54.609	37.960
4	14:04:03.710	2:03.157	+3.372	31.468	54.225	37.464
5	14:06:06.583	2:02.873	+3.088	31.277	54.311	37.285
6	14:08:08.357	2:01.774	+1.989	30.795	53.448	37.531
7	14:10:08.744	2:00.387	+0.602	30.923	52.623	36.841
8	14:12:09.606	2:00.862	+1.077	30.708	52.973	37.181
9	14:14:09.391	1:59.785		30.656	51.987	37.142
10	14:16:10.594	2:01.203	+1.418	30.620	53.402	37.181

Lap	Time of Day	Lap Tm	Diff	S1 Tm	S2 Tm	S3 Tm
(22) Albin Wärnelöv						
1	13:57:51.055				53.652	38.119
2	13:59:59.572	2:08.517	+10.178	31.522	58.240	38.755
3	14:02:05.310	2:05.738	+7.399	32.373	55.698	37.667
4	14:04:08.032	2:02.722	+4.383	30.901	54.141	37.680
5	14:06:09.582	2:01.550	+3.211	30.875	53.006	37.669
6	14:08:11.372	2:01.790	+3.451	31.642	52.965	37.183
7	14:10:12.168	2:00.796	+2.457	30.938	52.319	37.539
8	14:12:11.784	1:59.616	+1.277	30.309	52.296	37.011
9	14:14:10.123	1:58.339		30.014	51.948	36.377
10	14:16:11.705	2:01.582	+3.243	30.437	53.346	37.799

Lap	Time of Day	Lap Tm	Diff	S1 Tm	S2 Tm	S3 Tm
(61) Marcus Annervi						
1	13:57:59.280				56.972	38.168
2	14:00:05.645	2:06.365	+6.935	32.042	55.858	38.465
3	14:02:10.354	2:04.709	+5.279	32.255	54.963	37.491
4	14:04:12.879	2:02.525	+3.095	31.318	54.376	36.831
5	14:06:14.076	2:01.197	+1.767	31.405	53.132	36.660
6	14:08:14.581	2:00.505	+1.075	31.138	52.904	36.463
7	14:10:14.850	2:00.269	+0.839	31.201	52.679	36.389
8	14:12:14.338	1:59.488	+0.058	30.826	52.260	36.402
9	14:14:13.768	1:59.430		30.755	52.302	36.373
10	14:16:13.808	2:00.040	+0.610	30.726	52.519	36.795

Lap	Time of Day	Lap Tm	Diff	S1 Tm	S2 Tm	S3 Tm
(37) Peter Larsson						
1	13:57:56.437				55.528	37.945
2	14:00:01.056	2:04.619	+5.310	31.199	54.977	38.443
3	14:02:06.328	2:05.272	+5.963	31.600	55.555	38.117
4	14:04:09.995	2:03.667	+4.358	30.984	54.877	37.806
5	14:06:11.910	2:01.915	+2.606	30.674	53.829	37.412
6	14:08:13.918	2:02.008	+2.699	31.135	53.455	37.418
7	14:10:15.320	2:01.402	+2.093	30.710	53.037	37.655
8	14:12:16.709	2:01.389	+2.080	31.048	53.337	37.004
9	14:14:16.018	1:59.309		29.895	52.525	36.889
10	14:16:16.593	2:00.575	+1.266	30.062	53.186	37.327

Lap	Time of Day	Lap Tm	Diff	S1 Tm	S2 Tm	S3 Tm
(15) Julius Ljungdahl						
1	13:57:51.055				53.652	38.119
2	13:59:59.572	2:08.517	+10.178	31.522	58.240	38.755
3	14:02:05.310	2:05.738	+7.399	32.373	55.698	37.667
4	14:04:08.032	2:02.722	+4.383	30.901	54.141	37.680
5	14:06:09.582	2:01.550	+3.211	30.875	53.006	37.669
6	14:08:11.372	2:01.790	+3.451	31.642	52.965	37.183
7	14:10:12.168	2:00.796	+2.457	30.938	52.319	37.539
8	14:12:11.784	1:59.616	+1.277	30.309	52.296	37.011
9	14:14:10.123	1:58.339		30.014	51.948	36.377
10	14:16:11.705	2:01.582	+3.243	30.437	53.346	37.799

Lap	Time of Day	Lap Tm	Diff	S1 Tm	S2 Tm	S3 Tm
1	13:57:59.406				57.438	38.414
2	14:00:05.057	2:05.651	+6.487	31.751	55.842	38.058
3	14:02:10.485	2:05.428	+6.264	31.622	55.683	38.123
4	14:04:14.167	2:03.682	+4.518	31.649	54.608	37.425
5	14:06:16.652	2:02.485	+3.321	31.566	53.882	37.037
6	14:08:17.293	2:00.641	+1.477	30.741	52.995	36.905
7	14:10:18.775	2:01.482	+2.318	30.915	53.716	36.851
8	14:12:18.580	1:59.805	+0.641	30.943	52.292	36.570
9	14:14:17.744	1:59.164		30.343	52.292	36.529
10	14:16:17.783	2:00.039	+0.875	30.558	52.420	37.061

Lap	Time of Day	Lap Tm	Diff	S1 Tm	S2 Tm	S3 Tm
(59) Emelie Moe						
1	13:58:01.278				58.442	38.750
2	14:00:09.346	2:08.068	+8.217	32.196	56.973	38.899
3	14:02:14.812	2:05.466	+5.615	31.804	54.700	38.962
4	14:04:17.095	2:02.283	+2.432	31.104	53.562	37.617
5	14:06:18.311	2:01.216	+1.365	30.967	53.162	37.081
6	14:08:19.680	2:01.369	+1.518	31.015	53.339	37.015
7	14:10:19.957	2:00.277	+0.426	30.524	53.188	36.565
8	14:12:19.808	1:59.851		30.782	52.675	36.394
9	14:14:20.689	2:00.881	+1.030	30.281	53.902	36.698
10	14:16:21.059	2:00.370	+0.519	30.486	53.097	36.787

Lap	Time of Day	Lap Tm	Diff	S1 Tm	S2 Tm	S3 Tm
(23) Otto Tjader						
1	13:58:04.941				58.878	40.845
2	14:00:10.104	2:05.163	+2.418	31.416	55.305	38.442
3	14:02:15.063	2:04.959	+2.214	31.704	54.670	38.585
4	14:04:23.260	2:08.197	+5.452	35.286	54.717	38.194
5	14:06:27.854	2:04.594	+1.849	31.716	54.665	38.213
6	14:08:32.288	2:04.434	+1.689	31.325	54.868	38.241
7	14:10:35.321	2:03.033	+0.288	31.301	53.924	37.808
8	14:12:38.066	2:02.745		31.038	53.734	37.973
9	14:14:41.142	2:03.076	+0.331	31.110	54.062	37.904
10	14:16:45.029	2:03.887	+1.142	31.181	54.282	38.424

Lap	Time of Day	Lap Tm	Diff	S1 Tm	S2 Tm	S3 Tm
(16) Anthon Caldana						
1	13:58:03.833				56.977	39.311
2	14:00:14.796	2:10.963	+7.020	32.093	58.327	40.543
3	14:02:22.061	2:07.265	+3.322	32.094	56.357	38.814
4	14:04:29.293	2:07.232	+3.289	32.180	55.976	39.076
5	14:06:35.333	2:06.040	+2.097	31.875	55.368	38.797
6	14:08:40.540	2:05.207	+1.264	31.634	54.563	39.010
7	14:10:44.483	2:03.943		31.616	54.541	37.786
8	14:12:48.571	2:04.088	+0.145	31.673	54.011	38.404
9	14:14:52.886	2:04.315	+0.372	31.527	54.091	38.697
10	14:16:58.238	2:05.352	+1.409	31.573	54.647	39.132

Lap	Time of Day	Lap Tm	Diff	S1 Tm	S2 Tm	S3 Tm
(11) Joel Jern						
1	13:58:02.008				58.145	38.740
2	14:00:08.023	2:06.015	+5.122	31.948	55.239	38.828
3	14:02:10.117	2:42.094	+41.201	31.284	1:33.147	37.663
4	14:04:55.188	2:05.071	+4.178	31.470	54.871	38.730
5	14:06:59.032	2:03.844	+2.951	31.255	54.638	37.951
6	14:09:01.250	2:02.218	+1.325	31.041	53.466	37.711
7	14:11:03.100	2:01.850	+0.957	30.900	53.240	37.710
8	14:13:05.001	2:01.901	+1.008	31.034	53.098	37.769
9	14:15:06.850	2:01.849	+0.956	30.898	53.548	37.403
10	14:17:07.743	2:00.893		30.883	52.823	37.1



STCC Anderstorp

Clio Cup / JTCC

Anderstorp 4,025 Km

Heat 2

2015-05-30 13:50

Race (20:00 or 10 Laps) started at 13:55:52

Lap	Time of Day	Lap Tm	Diff	S1 Tm	S2 Tm	S3 Tm	Lap	Time of Day	Lap Tm	Diff	S1 Tm	S2 Tm	S3 Tm
3	14:02:44.351	2:16.200	+8.103	33.966	1:00.427	41.807							
4	14:04:57.970	2:13.619	+5.522	33.088	58.621	41.910							
5	14:07:18.300	2:20.330	+12.233	32.651	1:07.253	40.426							
6	14:09:28.641	2:10.341	+2.244	32.346	57.116	40.879							
7	14:11:37.016	2:08.375	+0.278	32.246	56.047	40.082							
8	14:13:45.556	2:08.540	+0.443	32.403	56.215	39.922							
9	14:15:53.653	2:08.097		32.260	55.734	40.103							

(72) Klas Ekstrand

1	13:58:06.112				58.259	40.377
p2	14:00:16.306	2:10.194	+6.068	34.084	1:00.041	
3	14:03:43.872	3:27.566	+1:23.440		58.869	41.423
4	14:05:58.700	2:14.828	+10.702	35.731	58.579	40.518
5	14:08:10.780	2:12.080	+7.954	35.630	57.073	39.377
6	14:10:23.356	2:12.576	+8.450	36.058	58.026	38.492
7	14:12:29.376	2:06.020	+1.894	33.248	54.516	38.256
8	14:14:36.021	2:06.645	+2.519	32.610	56.123	37.912
9	14:16:40.147	2:04.126		32.196	54.394	37.536

(10) Johan Carlström

1	13:57:57.505				55.763	38.361
2	14:00:03.382	2:05.877	+6.094	31.226	55.518	39.133
3	14:02:09.361	2:05.979	+6.196	31.432	56.303	38.244
4	14:04:13.619	2:04.258	+4.475	30.904	55.251	38.103
5	14:06:16.278	2:02.659	+2.876	31.489	53.942	37.228
6	14:08:16.961	2:00.683	+0.900	30.558	53.073	37.052
7	14:10:18.351	2:01.390	+1.607	30.775	53.728	36.887
8	14:12:18.134	1:59.783		30.447	52.530	36.806

(7) Anders Gustavson

1	14:03:34.746				55.019	37.371
2	14:05:34.805	2:00.059	+0.773	30.951	52.556	36.552
3	14:07:34.091	1:59.286		30.468	52.445	36.373
4	14:09:33.727	1:59.636	+0.350	30.661	52.387	36.588
5	14:11:34.172	2:00.445	+1.159	30.519	52.868	37.058
6	14:13:34.114	1:59.942	+0.656	30.418	52.861	36.663
7	14:15:34.098	1:59.984	+0.698	30.544	52.783	36.657
8	14:17:33.541	1:59.443	+0.157	30.400	52.424	36.619

(81) Nicklas Oscarsson

p1	13:58:16.624				59.217	
2	14:01:41.153	3:24.529	:57:30.246		55.266	38.092



STCC Anderstorp

Clio Cup / JTCC

Anderstorp 4,025 Km

Qualifying

2015-05-31 10:15

Qualifying (20:00 Time) started at 10:15:02

Pos	No.	Name	Entrant	Make	Nat./Club	Laps	Best Tm	Diff	In Lap	2nd Bes
1	22	Albin Wärnelöv		Renault Clio 4	SWE-MK Scandia	7	1:52.904			1:53.231
2	6	Axel Mörner	Magic Racing	Renault Clio 4	SWE-KAK	7	1:53.236	0.332	7	1:55.717
3	20	Henric Skoog		Renault Clio 4	SWE-Karlskoga MF	8	1:53.298	0.394	8	1:53.454
4	89	Andreas Wernersson	STC Racing Team	Renault Clio 4	SWE-Lidköpings KK	8	1:53.934	1.030	8	1:54.235
5	37	Peter Larsson		Renault Clio 4	SWE-Karlskoga MF	8	1:54.431	1.527	7	1:54.584
6	81	Nicklas Oscarsson		Renault Clio 4	SWE-	8	1:55.159	2.255	8	1:56.469
7	3	Janne Gustafsson	STC Racing Team	Renault Clio 4	SWE-Lidköpings MF	8	1:55.394	2.490	8	1:55.434
8	10	Johan Carlström		Renault Clio 4	SWE-KAK	8	1:55.592	2.688	8	1:55.761
9	11	Joel Jern	STC Racing Team	Renault Clio JTCC	SWE-Lidköpings KK	8	1:55.829	2.925	7	1:56.157
10	7	Anders Gustavson	Magic Racing	Renault Clio 4	SWE-Östgöta BF	8	1:55.829	2.925	8	1:56.189
11	61	Marcus Annervi	Rent A Wreck Racing	Renault Clio JTCC	SWE-Falkenbergs MK	8	1:55.872	2.968	7	1:55.970
12	59	Emelie Moe		Renault Clio 4	SWE-Jämtlands MK	8	1:56.152	3.248	8	1:56.249
13	15	Julius Ljungdahl	Ljungdahls Maskinentrepr	Renault Clio JTCC	SWE-Karlskoga MF	7	1:56.205	3.301	7	1:57.684
14	16	Anthón Caldana	STC Racing Team	Renault Clio JTCC	SWE-Lidköping KK	8	1:58.496	5.592	8	1:59.027
15	99	Heidi Ryrlén		Renault Clio JTCC	SWE-Vänersborgs MK	7	1:59.662	6.758	7	2:04.598
16	23	Otto Tjader	Power@	Renault Clio JTCC	SWE	2	2:00.579	7.675	1	
17	72	Klas Ekstrand		Renault Clio JTCC	SWE-Svedala Motorklu	1	2:03.124	10.220	1	



STCC Anderstorp

Clio Cup / JTCC

Anderstorp 4,025 Km

Qualifying

2015-05-31 10:15

Qualifying (20:00 Time) started at 10:15:02

Lap	Time of Day	Lap Tm	Diff	S1 Tm	S2 Tm	S3 Tm
(22) Albin Wärmelöv						
1	10:19:26.554	1:57.731	+4.827	29.878	51.754	36.099
2	10:21:23.841	1:57.287	+4.383	29.834	51.326	36.127
3	10:23:19.770	1:55.929	+3.025	29.330	50.971	35.628
p4	10:26:30.496	3:10.726	+1:17.822	50.382	1:30.871	
5	10:31:49.027	5:18.531	+3:25.627		51.758	35.253
6	10:33:42.258	1:53.231	+0.327	28.946	50.017	34.268
7	10:35:35.162	1:52.904		28.748	49.895	34.261

Lap	Time of Day	Lap Tm	Diff	S1 Tm	S2 Tm	S3 Tm
(6) Axel Mörner						
1	10:19:31.454	1:58.530	+5.294	30.013	52.101	36.416
2	10:21:29.210	1:57.756	+4.520	29.751	51.769	36.236
p3	10:23:24.952	1:55.742	+2.506	29.820	52.102	
4	10:30:36.368	7:11.416	+5:18.180		56.995	39.602
5	10:32:47.539	2:11.171	+17.935	30.018	1:02.026	39.127
6	10:34:43.256	1:55.717	+2.481	28.860	51.672	35.185
7	10:36:36.492	1:53.236		28.451	50.723	34.062

Lap	Time of Day	Lap Tm	Diff	S1 Tm	S2 Tm	S3 Tm
(20) Henric Skoog						
1	10:19:50.392	1:56.010	+2.712	29.717	50.817	35.476
2	10:21:45.924	1:55.532	+2.234	29.637	50.617	35.278
p3	10:23:40.374	1:54.450	+1.152	29.350	50.706	
4	10:26:55.519	3:15.145	+1:21.847		55.719	36.629
5	10:29:37.645	2:42.126	+48.828	43.231	1:12.897	45.998
6	10:31:40.207	2:02.562	+9.264	28.728	56.256	37.578
7	10:33:33.661	1:53.454	+0.156	28.937	49.969	34.548
8	10:35:26.959	1:53.298		28.890	49.991	34.417

Lap	Time of Day	Lap Tm	Diff	S1 Tm	S2 Tm	S3 Tm
(89) Andreas Wernersson						
1	10:20:00.607	1:57.817	+3.883	30.019	51.710	36.088
2	10:21:57.326	1:56.719	+2.785	29.750	51.098	35.871
3	10:23:54.050	1:56.724	+2.790	29.699	51.196	35.829
p4	10:26:35.921	2:41.871	+47.937	32.245	1:18.412	
5	10:30:45.242	4:09.321	+2:15.387		57.475	35.182
6	10:32:42.753	1:57.511	+3.577	29.038	50.735	37.738
7	10:34:36.988	1:54.235	+0.301	28.902	50.783	34.550
8	10:36:30.922	1:53.934		28.899	50.495	34.540

Lap	Time of Day	Lap Tm	Diff	S1 Tm	S2 Tm	S3 Tm
(37) Peter Larsson						
1	10:20:10.228	1:59.759	+5.328	29.980	52.895	36.884
2	10:22:07.754	1:57.526	+3.095	29.304	51.698	36.524
p3	10:24:04.399	1:56.645	+2.214	29.350	51.062	
4	10:27:22.066	3:17.667	+1:23.236		57.493	44.155
5	10:29:48.559	2:26.493	+32.062	32.780	1:07.295	46.418
6	10:31:43.593	1:55.034	+0.603	28.868	50.733	35.433
7	10:33:38.024	1:54.431		28.981	50.212	35.238
8	10:35:32.608	1:54.584	+0.153	29.109	50.303	35.172

Lap	Time of Day	Lap Tm	Diff	S1 Tm	S2 Tm	S3 Tm
(81) Nicklas Oscarsson						
1	10:19:32.294	1:57.777	+2.618	29.772	51.593	36.412
2	10:21:29.966	1:57.672	+2.513	29.916	51.597	36.159
3	10:23:28.920	1:58.954	+3.795	29.991	51.826	37.137
4	10:26:39.817	3:10.897	+1:15.738	42.160	1:30.756	57.981
5	10:29:32.703	2:52.886	+57.727	54.808	1:13.960	44.118
6	10:31:30.630	1:57.927	+2.768	29.114	52.801	36.012
7	10:33:27.099	1:56.469	+1.310	29.304	51.595	35.570
8	10:35:22.258	1:55.159		29.288	50.628	35.243

Lap	Time of Day	Lap Tm	Diff	S1 Tm	S2 Tm	S3 Tm
(3) Janne Gustafsson						
1	10:20:08.343	2:00.753	+5.359	30.936	53.096	36.721
2	10:22:09.004	2:00.661	+5.267	29.903	54.366	36.392
p3	10:24:07.835	1:58.831	+3.437	31.297	52.088	
4	10:28:47.216	4:39.381	+2:43.987		52.768	48.070
5	10:30:48.353	2:01.137	+5.743	29.473	55.407	36.257
6	10:32:44.604	1:56.251	+0.857	29.128	51.619	35.504
7	10:34:40.038	1:55.434	+0.040	28.921	51.226	35.287
8	10:36:35.432	1:55.394		29.056	50.955	35.383

Lap	Time of Day	Lap Tm	Diff	S1 Tm	S2 Tm	S3 Tm
(10) Johan Carlström						
1	10:19:58.446	2:00.121	+4.529	30.250	53.030	36.841
2	10:21:59.008	2:00.562	+4.970	29.947	54.466	36.149
3	10:23:57.993	1:58.985	+3.393	29.822	52.103	37.060
p4	10:26:38.739	2:40.746	+45.154	31.911	1:15.833	

Lap	Time of Day	Lap Tm	Diff	S1 Tm	S2 Tm	S3 Tm
5	10:30:57.186	4:18.447	+2:22.855		57.613	42.196
6	10:32:53.459	1:56.273	+0.681	29.220	51.313	35.740
7	10:34:49.220	1:55.761	+0.169	29.199	51.176	35.386
8	10:36:44.812	1:55.592		29.206	51.186	35.200

Lap	Time of Day	Lap Tm	Diff	S1 Tm	S2 Tm	S3 Tm
(11) Joel Jern						
1	10:20:15.405	1:59.327	+3.498	30.510	52.493	36.324
2	10:22:14.059	1:58.654	+2.825	30.243	52.032	36.379
3	10:24:12.226	1:58.167	+2.338	30.386	51.298	36.483
p4	10:26:40.394	2:28.168	+32.339	34.598	1:01.177	
5	10:30:42.024	4:01.630	+2:05.801		57.194	36.429
6	10:32:38.691	1:56.667	+0.838	30.043	50.844	35.780
7	10:34:34.520	1:55.829		29.815	50.801	35.213
8	10:36:30.677	1:56.157	+0.328	29.678	51.138	35.341

Lap	Time of Day	Lap Tm	Diff	S1 Tm	S2 Tm	S3 Tm
(7) Anders Gustavson						
1	10:19:36.508	2:01.246	+5.417	30.056	54.704	36.486
2	10:21:34.480	1:57.972	+2.143	29.817	51.867	36.288
3	10:23:32.482	1:58.002	+2.173	29.735	51.944	36.323
p4	10:26:32.371	2:59.889	+1:04.060	39.832	1:30.325	
5	10:30:12.909	3:40.538	+1:44.709		53.214	36.353
6	10:32:09.432	1:56.523	+0.694	29.274	51.557	35.692
7	10:34:05.621	1:56.189	+0.360	29.234	51.880	35.075
8	10:36:01.450	1:55.829		29.294	51.399	35.136

Lap	Time of Day	Lap Tm	Diff	S1 Tm	S2 Tm	S3 Tm
(61) Marcus Annervi						
1	10:20:04.956	2:04.378	+8.506	34.450	53.757	36.171
2	10:22:03.124	1:58.168	+2.296	30.202	52.121	35.845
p3	10:23:58.821	1:55.697	-0.175	30.249	51.634	
4	10:27:34.902	3:36.081	+1:40.209		52.795	35.953
5	10:30:00.075	2:25.173	+29.301	29.755	1:09.581	45.837
6	10:31:56.045	1:55.970	+0.098	29.621	51.322	35.027
7	10:33:51.917	1:55.872		29.653	51.110	35.109
p8	10:36:15.407	2:23.490	+27.618	37.673	55.810	

Lap	Time of Day	Lap Tm	Diff	S1 Tm	S2 Tm	S3 Tm
(59) Emelie Moe						
1	10:19:42.974	1:58.914	+2.762	29.897	52.016	37.001
2	10:21:40.889	1:57.915	+1.763	29.683	51.565	36.667
p3	10:23:38.397	1:57.508	+1.356	29.536	51.979	
4	10:28:37.147	4:58.750	+3:02.598		55.722	39.413
5	10:30:49.153	2:12.006	+15.854	36.075	59.506	36.425
6	10:32:45.434	1:56.281	+0.129	29.260	51.202	35.819
7	10:34:41.683	1:56.249	+0.097	29.042	51.518	35.689
8	10:36:37.835	1:56.152		28.997	51.106	36.049

Lap	Time of Day	Lap Tm	Diff	S1 Tm	S2 Tm	S3 Tm
(15) Julius Ljungdahl						
1	10:19:39.324	1:58.826	+2.621	30.159	52.317	36.350
2	10:21:37.235	1:57.911	+1.706	30.140	51.616	36.155
3	10:23:34.919	1:57.684	+1.479	30.095	51.354	36.235
p4	10:26:34.438	2:59.519	+1:03.314	38.523	1:30.235	
5	10:32:00.675	5:26.237	+3:30.032		1:08.992	42.402
6	10:34:03.919	2:03.244	+7.039	31.908	55.193	36.143
7	10:36:00.124	1:56.205		29.321	52.103	34.781

Lap	Time of Day	Lap Tm	Diff	S1 Tm	S2 Tm	S3 Tm
(16) Anthon Caldana						
1	10:20:19.177	2:01.052	+2.55			



STCC Anderstorp

Clio Cup / JTCC

Anderstorp 4,025 Km

Qualifying

2015-05-31 10:15

Qualifying (20:00 Time) started at 10:15:02

Lap	Time of Day	Lap Tm	Diff	S1 Tm	S2 Tm	S3 Tm	Lap	Time of Day	Lap Tm	Diff	S1 Tm	S2 Tm	S3 Tm
1	10:20:02.764	2:00.579		30.621	52.786	37.172							
p2	10:28:39.917	8:37.153	+6:36.574	30.177	52.003								
(72) Klas Ekstrand													
1	10:20:02.076	2:03.124		31.031	54.748	37.345							



STCC Anderstorp


Clio Cup / JTCC

Anderstorp 4,025 Km

Heat 1

2015-05-31 11:40

Race (20:00 or 10 Laps)



POLE POSITION

2 20 Henric Skoog
4 37 Peter Larsson
6 6 Axel Mörner
8 61 Marcus Annervi
10 7 Anders Gustavson
12 81 Nicklas Oscarsson
14 16 Anthon Caldana
16 23 Otto Tjader

1 22 Albin Wärnelöv
3 89 Andreas Wernersson
5 3 Janne Gustafsson
7 10 Johan Carlström
9 11 Joel Jern
11 59 Emelie Moe
13 15 Julius Ljungdahl
15 99 Heidi Rylén
17 72 Klas Ekstrand

1
2
3
4
5
6
7
8
9



STCC Anderstorp


Clio Cup / JTCC

Anderstorp 4,025 Km

Heat 2

2015-05-31 14:30

Race (20:00 or 10 Laps)



POLE POSITION

2 6 Axel Mörner 1:53.236
4 89 Andreas Wernersson 1:53.934
6 81 Nicklas Oscarsson 1:55.159
8 10 Johan Carlström 1:55.592
10 7 Anders Gustavson 1:55.829
12 59 Emelie Moe 1:56.152
14 16 Anthon Caldana 1:58.496
16 23 Otto Tjäder 2:00.579

1 22 Albin Wärnelöv 1:52.904
3 20 Henric Skoog 1:53.298
5 37 Peter Larsson 1:54.431
7 3 Janne Gustafsson 1:55.394
9 11 Joel Jern 1:55.829
11 61 Marcus Annervi 1:55.872
13 15 Julius Ljungdahl 1:56.205
15 99 Heidi Ryrlén 1:59.662
17 72 Klas Ekstrand 2:03.124

1
2
3
4
5
6
7
8
9



STCC Anderstorp

Clio Cup / JTCC

Anderstorp 4,025 Km

Heat 1

2015-05-31 11:40

Race (20:00 or 10 Laps) started at 11:52:16

Pos	No.	Name	Entrant	Make	Nat./Club	Total Tm	Laps	Diff	Best Tm	Ø km/h
1	20	Henric Skoog		Renault Clio 4	SWE-Karlskoga MF	19:51.421	10		1:57.869	121,619
2	89	Andreas Wernersson	STC Racing Team	Renault Clio 4	SWE-Lidköpings KK	19:52.292	10	0.871	1:57.477	121,531
3	3	Janne Gustafsson	STC Racing Team	Renault Clio 4	SWE-Lidköpings MF	19:59.517	10	8.096	1:58.490	120,799
4	6	Axel Mörner	Magic Racing	Renault Clio 4	SWE-KAK	20:03.153	10	11.732	1:58.951	120,434
5	37	Peter Larsson		Renault Clio 4	SWE-Karlskoga MF	20:05.993	10	14.572	1:59.131	120,150
6	7	Anders Gustavson	Magic Racing	Renault Clio 4	SWE-Östgöta BF	20:11.145	10	19.724	1:58.981	119,639
7	61	Marcus Annervi	Rent A Wreck Racing	Renault Clio JTCC	SWE-Falkenbergs MK	20:19.740	10	28.319	1:59.523	118,796
8	22	Albin Wärnelöv		Renault Clio 4	SWE-MK Scandia	20:20.987	10	29.566	1:58.973	118,674
9	15	Julius Ljungdahl	Ljungdahls Maskinentreprenac	Renault Clio JTCC	SWE-Karlskoga MF	20:26.188	10	34.767	2:00.123	118,171
10	11	Joel Jern	STC Racing Team	Renault Clio JTCC	SWE-Lidköpings KK	20:27.578	10	36.157	2:00.175	118,037
11	59	Emelie Moe		Renault Clio 4	SWE-Jämtlands MK	20:30.449	10	39.028	2:00.368	117,762
12	23	Otto Tjader	Power@	Renault Clio JTCC	SWE	20:41.544	10	50.123	2:01.648	116,710
13	81	Nicklas Oscarsson		Renault Clio 4	SWE-	20:48.312	10	56.891	2:00.468	116,077
14	16	Anthón Caldana	STC Racing Team	Renault Clio JTCC	SWE-Lidköping KK	21:20.026	10	1:28.605	2:02.321	113,201
15	99	Heidi Rylén		Renault Clio JTCC	SWE-Vänersborgs MK	21:08.287	8	2 Laps	2:03.210	91,399

Not classified (70% = 7 Laps)

DNF	10	Johan Carlström		Renault Clio 4	SWE-KAK	12:08.186	6	DNF	2:00.636	119,393
-----	----	-----------------	--	----------------	---------	-----------	---	-----	----------	---------

Announcements

Weather: rainy 9 degrees, wet track

These results are provisional until the conclusion of any judicial and technical matters!

#16 drive through penalty

Margin of Victory	Ø km/h	Best Lap Tm	km/h	Best Lap by
0.871	121,619	1:57.477	123,343	89 - Andreas Wernersson

Results under www.mwraceconsulting.com

Orbits

Timekeeping S. Kirchhof:

Clerk of the course Pär Hydén:

www.mylaps.com

Steward Mikael Karlstedt:

Secretary of the meeting Matilda Eriksson:

Licensed to: Motorsport Events

Printed: 2015-05-31 12:13:53



STCC Anderstorp

Clio Cup / JTCC

Anderstorp 4,025 Km

Heat 1

2015-05-31 11:40

Race (20:00 or 10 Laps) started at 11:52:16

Lap	Time of Day	Lap Tm	Diff	S1 Tm	S2 Tm	S3 Tm
(20) Henric Skoog						
1	11:54:12.140				52.537	36.202
2	11:56:10.151	1:58.011	+0.142	30.169	51.694	36.148
3	11:58:08.572	1:58.421	+0.552	30.194	52.051	36.176
4	12:00:06.441	1:57.869		30.073	51.650	36.146
5	12:02:04.618	1:58.177	+0.308	30.078	51.807	36.292
6	12:04:02.756	1:58.138	+0.269	29.915	51.858	36.365
7	12:06:02.427	1:59.671	+1.802	30.042	52.683	36.946
8	12:08:04.658	2:02.231	+4.362	30.779	53.901	37.551
9	12:10:06.697	2:02.039	+4.170	30.842	53.970	37.227
10	12:12:08.277	2:01.580	+3.711	31.138	53.640	36.802

Lap	Time of Day	Lap Tm	Diff	S1 Tm	S2 Tm	S3 Tm
(89) Andreas Wernersson						
1	11:54:13.551				52.789	37.001
2	11:56:12.596	1:59.045	+1.568	30.403	51.984	36.658
3	11:58:10.781	1:58.185	+0.708	30.086	51.783	36.316
4	12:00:08.258	1:57.477		29.917	51.351	36.209
5	12:02:06.369	1:58.111	+0.634	29.930	51.721	36.460
6	12:04:04.918	1:58.549	+1.072	30.066	52.007	36.476
7	12:06:03.886	1:58.968	+1.491	29.986	52.093	36.889
8	12:08:05.379	2:01.493	+4.016	30.514	53.481	37.498
9	12:10:06.950	2:01.571	+4.094	30.914	53.637	37.020
10	12:12:09.148	2:02.198	+4.721	30.856	54.072	37.270

Lap	Time of Day	Lap Tm	Diff	S1 Tm	S2 Tm	S3 Tm
(3) Janne Gustafsson						
1	11:54:12.572				52.295	36.150
2	11:56:11.748	1:59.176	+0.686	30.488	51.703	36.985
3	11:58:12.092	2:00.344	+1.854	30.311	53.292	36.741
4	12:00:11.172	1:59.080	+0.590	30.233	52.459	36.388
5	12:02:10.073	1:58.901	+0.411	30.212	51.853	36.836
6	12:04:08.563	1:58.490		29.876	51.950	36.664
7	12:06:08.484	1:59.921	+1.431	29.998	52.675	37.248
8	12:08:10.964	2:02.480	+3.990	30.961	53.893	37.626
9	12:10:13.643	2:02.679	+4.189	31.332	53.960	37.387
10	12:12:16.373	2:02.730	+4.240	31.423	53.429	37.878

Lap	Time of Day	Lap Tm	Diff	S1 Tm	S2 Tm	S3 Tm
(6) Axel Mörner						
1	11:54:16.905				53.246	37.638
2	11:56:16.233	1:59.328	+0.377	30.206	52.470	36.652
3	11:58:15.280	1:59.047	+0.096	30.055	52.533	36.459
4	12:00:14.480	1:59.200	+0.249	30.164	52.393	36.643
5	12:02:13.431	1:58.951		30.140	52.261	36.550
6	12:04:12.885	1:59.454	+0.503	30.152	52.409	36.893
7	12:06:13.486	2:00.601	+1.650	30.413	53.048	37.140
8	12:08:15.961	2:02.475	+3.524	30.817	54.066	37.592
9	12:10:17.916	2:01.955	+3.004	30.967	53.853	37.135
10	12:12:20.009	2:02.093	+3.142	30.970	54.071	37.052

Lap	Time of Day	Lap Tm	Diff	S1 Tm	S2 Tm	S3 Tm
(37) Peter Larsson						
1	11:54:14.344				52.727	36.827
2	11:56:15.508	2:01.164	+2.033	30.731	52.819	37.614
3	11:58:15.850	2:00.342	+1.211	29.957	52.726	37.659
4	12:00:15.331	1:59.481	+0.350	30.093	52.715	36.673
5	12:02:14.462	1:59.131		29.750	52.595	36.786
6	12:04:14.062	1:59.600	+0.469	30.062	52.643	36.895
7	12:06:15.099	2:01.037	+1.906	30.259	53.039	37.739
8	12:08:18.525	2:03.426	+4.295	30.766	54.945	37.715
9	12:10:20.507	2:01.982	+2.851	30.443	53.906	37.633
10	12:12:22.849	2:02.342	+3.211	30.743	54.033	37.566

Lap	Time of Day	Lap Tm	Diff	S1 Tm	S2 Tm	S3 Tm
(7) Anders Gustavson						
1	11:54:17.478				52.926	37.597
2	11:56:16.904	1:59.426	+0.445	30.106	52.523	36.797
3	11:58:17.014	2:00.110	+1.129	30.310	53.168	36.632
4	12:00:16.354	1:59.340	+0.359	30.232	52.681	36.427
5	12:02:15.335	1:58.981		30.030	52.404	36.547
6	12:04:15.412	2:00.077	+1.096	29.992	53.311	36.774
7	12:06:16.309	2:00.897	+1.916	30.143	53.169	37.585
8	12:08:22.541	2:06.232	+7.251	31.185	56.153	38.894
9	12:10:25.512	2:02.971	+3.990	31.393	53.895	37.683
10	12:12:28.001	2:02.489	+3.508	31.120	54.092	37.277

(61) Marcus Annervi						
1	11:54:17.478				52.926	37.597
2	11:56:16.904	1:59.426	+0.445	30.106	52.523	36.797
3	11:58:17.014	2:00.110	+1.129	30.310	53.168	36.632
4	12:00:16.354	1:59.340	+0.359	30.232	52.681	36.427
5	12:02:15.335	1:58.981		30.030	52.404	36.547
6	12:04:15.412	2:00.077	+1.096	29.992	53.311	36.774
7	12:06:16.309	2:00.897	+1.916	30.143	53.169	37.585
8	12:08:22.541	2:06.232	+7.251	31.185	56.153	38.894
9	12:10:25.512	2:02.971	+3.990	31.393	53.895	37.683
10	12:12:28.001	2:02.489	+3.508	31.120	54.092	37.277

Lap	Time of Day	Lap Tm	Diff	S1 Tm	S2 Tm	S3 Tm
1	11:54:17.796				53.960	37.423
2	11:56:18.073	2:00.277	+0.754	30.889	52.613	36.775
3	11:58:18.292	2:00.219	+0.696	30.682	52.927	36.610
4	12:00:17.815	1:59.523		30.575	52.455	36.493
5	12:02:17.595	1:59.780	+0.257	30.336	52.728	36.716
6	12:04:17.389	1:59.794	+0.271	30.478	52.641	36.675
7	12:06:19.510	2:02.121	+2.598	30.624	53.683	37.814
8	12:08:24.923	2:05.413	+5.890	31.348	55.637	38.428
9	12:10:31.672	2:06.749	+7.226	31.424	55.806	39.519
10	12:12:36.596	2:04.924	+5.401	32.172	55.047	37.705

Lap	Time of Day	Lap Tm	Diff	S1 Tm	S2 Tm	S3 Tm
(22) Albin Wärmelöv						
1	11:54:13.884				53.196	37.567
2	11:56:14.317	2:00.433	+1.460	30.797	52.734	36.902
3	11:58:13.615	1:59.298	+0.325	29.990	52.219	37.089
4	12:00:12.831	1:59.216	+0.243	29.916	52.460	36.840
5	12:02:11.955	1:59.124	+0.151	30.023	52.126	36.975
6	12:04:10.928	1:58.973		30.091	52.017	36.865
7	12:06:12.079	2:01.151	+2.178	29.861	53.522	37.768
8	12:08:22.347	2:10.268	+11.295	31.070	1:00.229	38.969
9	12:10:31.480	2:09.133	+10.160	32.608	56.911	39.614
10	12:12:37.843	2:06.363	+7.390	31.808	56.795	37.760

Lap	Time of Day	Lap Tm	Diff	S1 Tm	S2 Tm	S3 Tm
(15) Julius Ljungdahl						
1	11:54:20.991				54.387	38.747
2	11:56:21.647	2:00.656	+0.533	30.759	52.712	37.185
3	11:58:21.971	2:00.324	+0.201	30.735	52.523	37.066
4	12:00:22.767	2:00.796	+0.673	30.580	52.297	37.919
5	12:02:23.139	2:00.372	+0.249	30.409	52.861	37.102
6	12:04:23.262	2:00.123		30.432	52.786	36.905
7	12:06:27.660	2:04.398	+4.275	30.752	55.345	38.301
8	12:08:33.013	2:05.353	+5.230	31.413	55.159	38.781
9	12:10:38.540	2:05.527	+5.404	31.098	54.984	39.445
10	12:12:43.044	2:04.504	+4.381	31.481	54.917	38.106

Lap	Time of Day	Lap Tm	Diff	S1 Tm	S2 Tm	S3 Tm
(11) Joel Jern						
1	11:54:19.871				54.263	38.546
2	11:56:21.387	2:01.516	+1.341	30.922	53.175	37.419
3	11:58:21.562	2:00.175		30.387	52.719	37.069
4	12:00:23.114	2:01.552	+1.377	30.326	52.373	38.853
5	12:02:24.198	2:01.084	+0.909	30.777	53.011	37.296
6	12:04:25.342	2:01.144	+0.969	30.517	53.347	37.280
7	12:06:28.348	2:03.006	+2.831	30.749	54.339	37.918
8	12:08:33.748	2:05.400	+5.225	31.566	55.304	38.530
9	12:10:40.037	2:06.289	+6.114	31.377	55.117	39.795
10	12:12:44.434	2:04.397	+4.222	31.491	54.573	38.333

Lap	Time of Day	Lap Tm	Diff	S1 Tm	S2 Tm	S3 Tm
(59) Emelie Moe						
1	11:54:19.359				54.338	37.633
2	11:56:22.184	2:02.825	+2.457	30.638	53.705	38.482
3	11:58:23.476	2:01.292	+0.924	30.730	53.596	36.966
4	12:00:23.844	2:00.368		30.185	52.678	37.505
5	12:02:25.824	2:01.980	+1.612	30.602	54.345	37.033
6	12:04:26.998	2:01.174	+0.806	30.369	53.616	37.189
7	12:06:31.260	2:04.262	+3.894	30.789	54.990	38.483
8	12:08:37.106	2:05.846	+5.478	31.309	55.846	38.691
9	12:10:42.655	2:05.549	+5.181	31.585	55.215	38.749
10	12:12:47.305	2:04.650	+4.282	31.199	55.265	38.186

Lap	Time of Day	Lap Tm	Diff	S1 Tm	S2 Tm	S3 Tm
(23) Otto Tjader						
1	11:54:22.495				54.819	37.865
2	11:56:25.584	2:03.089	+1.441	31.553	53.809	37.727
3	11:58:28.004	2:02.420	+0.772	31.009	53.806	37.605
4	12:00:30.167	2:02.163	+0.515	30.769	53.964	37.430
5	12:02:32.755	2:02.588	+0.940	31.077	53.972	37.539
6	12:04:34.403	2:01.648		30.820	53.300	



STCC Anderstorp

Clio Cup / JTCC

Anderstorp 4,025 Km

Heat 1

2015-05-31 11:40

Race (20:00 or 10 Laps) started at 11:52:16

Lap	Time of Day	Lap Tm	Diff	S1 Tm	S2 Tm	S3 Tm	Lap	Time of Day	Lap Tm	Diff	S1 Tm	S2 Tm	S3 Tm
3	11:58:24.305	2:01.473	+1.005	31.019	53.525	36.929							
4	12:00:24.773	2:00.468		30.636	52.793	37.039							
5	12:02:26.448	2:01.675	+1.207	30.583	53.667	37.425							
6	12:04:28.069	2:01.621	+1.153	30.897	53.360	37.364							
7	12:06:35.232	2:07.163	+6.695	31.165	56.397	39.601							
8	12:08:43.796	2:08.564	+8.096	32.420	57.158	38.986							
9	12:10:52.999	2:09.203	+8.735	32.127	56.717	40.359							
10	12:13:05.168	2:12.169	+11.701	34.461	56.934	40.774							
(16) Anthon Caldana													
1	11:54:22.494				54.189	39.829							
2	11:56:25.098	2:02.604	+0.283	31.170	53.507	37.927							
3	11:58:27.675	2:02.577	+0.256	30.909	53.768	37.900							
4	12:00:29.996	2:02.321		30.653	53.873	37.795							
p5	12:02:32.058	2:02.062	-0.259	30.922	53.518								
6	12:05:07.231	2:35.173	+32.852		53.722	42.457							
7	12:07:16.068	2:08.837	+6.516	32.175	56.066	40.596							
8	12:09:23.681	2:07.613	+5.292	32.109	56.104	39.400							
9	12:11:32.003	2:08.322	+6.001	32.109	56.612	39.601							
10	12:13:36.882	2:04.879	+2.558	31.446	54.995	38.438							
(99) Heidi Rylén													
1	11:54:25.131				56.299	38.757							
2	11:56:29.904	2:04.773	+1.563	31.532	54.646	38.595							
3	11:58:33.630	2:03.726	+0.516	31.125	54.093	38.508							
4	12:00:36.840	2:03.210		31.191	53.795	38.224							
5	12:02:42.024	2:05.184	+1.974	31.411	54.327	39.446							
6	12:04:47.272	2:05.248	+2.038	31.531	55.045	38.672							
7	12:06:55.438	2:08.166	+4.956	31.444	55.811	40.911							
p8	12:13:25.143	6:29.705	+4:26.495	32.433	4:36.545								
(10) Johan Carlström													
1	11:54:18.299				53.599	39.506							
2	11:56:20.379	2:02.080	+1.444	30.766	53.831	37.483							
3	11:58:21.015	2:00.636		30.415	53.378	36.843							
4	12:00:21.764	2:00.749	+0.113	30.159	52.639	37.951							
5	12:02:23.321	2:01.557	+0.921	30.294	53.401	37.862							
6	12:04:25.042	2:01.721	+1.085	30.635	53.590	37.496							



STCC Anderstorp

Clio Cup / JTCC

Anderstorp 4,025 Km

Heat 2

2015-05-31 14:30

Race (20:00 or 10 Laps) started at 14:37:37

Pos	No.	Name	Entrant	Make	Nat./Club	Total Tm	Laps	Diff	Best Tm	Ø km/h
1	20	Henric Skoog		Renault Clio 4	SWE-Karlskoga MF	14:09.102	6		1:57.097	102,391
2	89	Andreas Wernersson	STC Racing Team	Renault Clio 4	SWE-Lidköpings KK	14:11.172	6	2.070	1:57.392	102,142
3	22	Albin Wärnelöv		Renault Clio 4	SWE-MK Scandia	14:12.432	6	3.330	1:57.662	101,991
4	3	Janne Gustafsson	STC Racing Team	Renault Clio 4	SWE-Lidköpings MF	14:16.159	6	7.057	1:58.006	101,547
5	81	Nicklas Oscarsson		Renault Clio 4	SWE-	14:17.033	6	7.931	1:58.205	101,443
6	61	Marcus Annervi	Rent A Wreck Racing	Renault Clio JTCC	SWE-Falkenbergs MK	14:20.434	6	11.332	1:58.777	101,042
7	15	Julius Ljungdahl	Ljungdahls Maskinentreprenac	Renault Clio JTCC	SWE-Karlskoga MF	14:23.891	6	14.789	1:59.656	100,638
8	11	Joel Jern	STC Racing Team	Renault Clio JTCC	SWE-Lidköpings KK	14:26.336	6	17.234	1:59.252	100,354
9	16	Anthon Caldana	STC Racing Team	Renault Clio JTCC	SWE-Lidköping KK	14:32.223	6	23.121	2:00.275	99,676
10	23	Otto Tjader	Power@	Renault Clio JTCC	SWE	14:32.801	6	23.699	2:00.271	99,610
11	7	Anders Gustavson	Magic Racing	Renault Clio 4	SWE-Östgöta BF	14:37.983	6	28.881	1:59.820	99,022
12	59	Emelie Moe		Renault Clio 4	SWE-Jämtlands MK	14:47.515	6	38.413	2:02.475	97,959
13	99	Heidi Rylén		Renault Clio JTCC	SWE-Vänersborgs MK	14:53.194	6	44.092	2:04.257	97,336
14	10	Johan Carlström		Renault Clio 4	SWE-KAK	14:55.490	6	46.388	2:03.878	97,087
15	37	Peter Larsson		Renault Clio 4	SWE-Karlskoga MF	12:51.072	5	1 Lap	1:58.209	93,960

Not classified (70% = 4 Laps)

DNF	6	Axel Mörner	Magic Racing	Renault Clio 4	SWE-KAK			DNF		-
-----	---	-------------	--------------	----------------	---------	--	--	-----	--	---

Announcements

Weather: cloudy 11 degrees, dry track

These results are provisional until the conclusion of any judicial and technical matters!

#37 drive through penalty; jump start

Margin of Victory	Ø km/h	Best Lap Tm	km/h	Best Lap by
2.070	102,391	1:57.097	123,744	20 - Henric Skoog

Results under www.mwraceconsulting.com Orbits

Timekeeping S. Kirchhof:

Clerk of the course Pär Hydén:

Steward Mikael Karlstedt:

Secretary of the meeting Matilda Eriksson:

www.mylaps.com

Licensed to: Motorsport Events

Printed: 2015-05-31 15:15:32



STCC Anderstorp

Clio Cup / JTCC

Anderstorp 4,025 Km

Heat 2

2015-05-31 14:30

Race (20:00 or 10 Laps) started at 14:37:37

Lap	Time of Day	Lap Tm	Diff	S1 Tm	S2 Tm	S3 Tm
(20) Henric Skoog						
1	14:39:29.637				49.337	37.877
2	15:05:25.045	5:53.245	+3:56.148			46.448
3	15:07:22.763	1:57.718	+0.621	30.142	51.599	35.977
4	15:09:19.860	1:57.097		30.072	50.979	36.046
5	15:11:17.130	1:57.270	+0.173	30.029	51.375	35.866
6	15:13:14.996	1:57.866	+0.769	30.271	51.637	35.958

(89) Andreas Wernersson						
1	14:39:31.213				49.610	37.567
2	15:05:27.018	13:19.323	+11:21.931			46.291
3	15:07:24.410	1:57.392		29.905	51.378	36.109
4	15:09:21.819	1:57.409	+0.017	30.036	51.150	36.223
5	15:11:19.367	1:57.548	+0.156	30.021	51.338	36.189
6	15:13:17.066	1:57.699	+0.307	30.048	51.371	36.280

(22) Albin Wärmelöv						
1	14:39:30.211				50.062	37.855
2	15:05:26.536	13:09.730	+11:12.068			46.924
3	15:07:24.781	1:58.245	+0.583	29.969	51.481	36.795
4	15:09:22.443	1:57.662		30.099	51.264	36.299
5	15:11:20.347	1:57.904	+0.242	30.018	51.829	36.057
6	15:13:18.326	1:57.979	+0.317	29.931	51.753	36.295

(3) Janne Gustafsson						
1	14:39:37.409				52.565	39.751
2	15:05:27.720	13:13.074	+11:15.068			46.176
3	15:07:26.081	1:58.361	+0.355	30.169	51.557	36.635
4	15:09:24.087	1:58.006		30.325	51.247	36.434
5	15:11:22.823	1:58.736	+0.730	30.088	51.917	36.731
6	15:13:22.053	1:59.230	+1.224	30.022	52.000	37.208

(81) Nicklas Oscarsson						
1	14:39:38.395				52.191	39.693
2	15:05:28.166	12:49.740	-10:51.535			45.970
3	15:07:26.526	1:58.360	+0.155	30.470	51.299	36.591
4	15:09:24.731	1:58.205		30.300	51.465	36.440
5	15:11:23.465	1:58.734	+0.529	30.178	51.786	36.770
6	15:13:22.927	1:59.462	+1.257	30.370	52.033	37.059

(61) Marcus Annervi						
1	14:39:39.580				53.654	40.019
2	15:05:29.298	12:46.917	-10:48.140			45.640
3	15:07:28.075	1:58.777		30.599	51.923	36.255
4	15:09:27.189	1:59.114	+0.337	30.587	52.225	36.302
5	15:11:26.593	1:59.404	+0.627	30.622	52.197	36.585
6	15:13:26.328	1:59.735	+0.958	30.645	52.390	36.700

(15) Julius Ljungdahl						
1	14:39:41.926				53.533	41.005
2	15:05:30.737	4:25.689	+2:26.033			45.955
3	15:07:30.563	1:59.826	+0.170	30.712	52.256	36.858
4	15:09:30.451	1:59.888	+0.232	30.439	52.679	36.770
5	15:11:30.107	1:59.656		30.596	52.340	36.720
6	15:13:29.785	1:59.678	+0.022	30.663	52.311	36.704

(11) Joel Jern						
1	14:39:45.334				56.010	41.841
2	15:05:32.741	13:02.085	+11:02.833			44.380
3	15:07:32.409	1:59.668	+0.416	30.518	52.495	36.655
4	15:09:31.661	1:59.252		30.540	52.101	36.611
5	15:11:31.677	2:00.016	+0.764	30.793	52.323	36.900
6	15:13:32.230	2:00.553	+1.301	30.747	52.878	36.928

(16) Anthon Caldana						
1	14:39:45.940				55.691	41.386
2	15:05:34.287	13:00.969	+11:00.694			45.238
3	15:07:35.991	2:01.704	+1.429	30.854	53.131	37.719
4	15:09:36.266	2:00.275		30.667	52.479	37.129
5	15:11:37.343	2:01.077	+0.802	30.798	53.159	37.120
6	15:13:38.117	2:00.774	+0.499	30.787	52.805	37.182

(23) Otto Tjader						
-------------------------	--	--	--	--	--	--

Lap	Time of Day	Lap Tm	Diff	S1 Tm	S2 Tm	S3 Tm
1	14:39:47.694					54.791
2	15:05:35.348	13:07.310	-11:07.039			42.302
3	15:07:36.552	2:01.204	+0.933	30.876	52.986	44.855
4	15:09:37.110	2:00.558	+0.287	30.886	52.754	37.342
5	15:11:38.424	2:01.314	+1.043	30.701	53.658	36.918
6	15:13:38.695	2:00.271		30.767	52.591	36.955

(7) Anders Gustavson						
p1	14:41:07.725					2:20.049
2	15:05:42.977	13:22.645	-11:22.825			1:08.956
3	15:07:42.797	1:59.820		30.357	52.112	48.041
4	15:09:43.531	2:00.734	+0.914	30.574	53.343	36.817
5	15:11:43.569	2:00.038	+0.218	30.362	52.931	36.745
6	15:13:43.877	2:00.308	+0.488	30.383	53.091	36.834

(59) Emelie Moe						
p1	14:40:03.520					1:06.182
2	15:05:38.480	13:26.390	-11:23.915			46.100
3	15:07:43.598	2:05.118	+2.643	31.612	54.498	39.008
4	15:09:47.759	2:04.161	+1.686	31.057	54.836	38.268
5	15:11:50.234	2:02.475		30.967	53.844	37.664
6	15:13:53.409	2:03.175	+0.700	30.815	54.303	38.057

(99) Heidi Rylén						
1	14:39:53.592					57.582
2	15:05:37.750	4:09.163	+2:04.906			44.634
3	15:07:42.057	2:04.307	+0.050	31.732	54.321	46.076
4	15:09:50.460	2:08.403	+4.146	30.978	58.711	38.254
5	15:11:54.717	2:04.257		31.187	54.684	38.714
6	15:13:59.088	2:04.371	+0.114	31.357	54.276	38.386

(10) Johan Carlström						
p1	14:40:30.626					1:20.728
2	15:05:42.451	13:32.225	-11:28.347			1:09.448
3	15:07:48.188	2:05.737	+1.859	31.159	55.662	48.462
4	15:09:52.603	2:04.415	+0.537	31.045	55.163	38.916
5	15:11:56.481	2:03.878		31.049	54.600	38.207
6	15:14:01.384	2:04.903	+1.025	31.151	55.022	38.229

(37) Peter Larsson						
1	14:39:44.608					58.656
2	15:05:32.312	13:09.074	-11:10.865			41.486
p3	15:07:31.375	1:59.063	+0.854	30.415	55.209	45.149
4	15:09:58.757	2:27.382	+29.173		51.935	36.507
5	15:11:56.966	1:58.209		30.011	51.376	36.822