



# STCC Knutstorp

Formula Renault 1.6

Ring knutstorp 2,070 Km

Test 1

21.08.2014 15:30

Practice (20:00 Time) started at 15:30:40

Pos	No.	Name	Entrant	Make	Nat./Club	Laps	Best Tm	Diff	In Lap	km/h
1	7	<b>Joonas Lappalainen</b>	FinnDrive	Formula Renault	FIN-Keimola FK	19	1:00.048		16	124,101
2	47	<b>Robert Svensson</b>	Svensson Racing	Formula Renault	SWE-SMK Söderhamn	16	1:00.267	0.219	13	123,650
3	11	<b>Pontus Fredricsson</b>	Tornfrakt Racing	Formula Renault	SWE-KAK Motorsport	15	1:00.350	0.302	7	123,480
4	12	<b>Paul Blomqvist</b>		Formula Renault	SWE-KAK	11	1:00.355	0.307	7	123,469
5	6	<b>Kevin Aabol</b>		Formula Renault	NOR-KNA Drammen	16	1:00.402	0.354	10	123,373
6	1	<b>Lukas Sundahl</b>	Sundahl Racing	Formula Renault	SWE-Wäxjö MS	17	1:00.467	0.419	5	123,241
7	99	<b>Karl Ero</b>	Trackstar Racing	Formula Renault	SWE-Hässleholms MK	17	1:01.403	1.355	14	121,362
8	8	<b>Ilmari Korpivaara</b>	FinnDrive	Formula Renault	FIN-Espoo UA	14	1:01.614	1.566	7	120,947
9	44	<b>Rasmus Ericsson</b>		Formula renault 1	SWE-Malmö AK	8	1:01.851	1.803	3	120,483
10	67	<b>Robin Fredriksson</b>		Formula Renault	SWE-SMK Örebro	16	1:02.611	2.563	13	119,021

## Announcements

Weather: cloudy 16 degrees, dry track

No. 8 + 12 + 44 no transponder timed by phptocell

Official Timing [www.camp-company.de](http://www.camp-company.de)

Orbits

Timekeeping Meik Wagner:

Clerk of the course Martin Fredriksson:

Steward Per Birkefall:

Secretary of the meeting Emma Malmros:

[www.mylaps.com](http://www.mylaps.com)

Licensed to: Motorsport Events

Printed: 21.08.2014 15:52:07

# STCC Knutstorp

## Formula Renault 1.6

## Ring knutstorp 2,070 Km

### Test 1

21.08.2014 15:30

### Practice (20:00 Time) started at 15:30:40

Lap	Time of Day	Lap Tm	Diff	S1 Tm	S2 Tm	S3 Tm
<b>(7) Joonas Lappalainen</b>						
1	15:32:58.320	<b>1:02.783</b>	+2.735	19.357	21.010	22.416
2	15:33:59.576	<b>1:01.256</b>	+1.208	18.908	20.274	22.074
3	15:35:00.259	<b>1:00.683</b>	+0.635	18.636	20.087	21.960
4	15:36:00.720	<b>1:00.461</b>	+0.413	18.611	20.174	21.676
5	15:37:00.887	<b>1:00.167</b>	+0.119	18.564	20.016	21.587
6	15:38:01.414	<b>1:00.527</b>	+0.479	18.603	20.028	21.896
7	15:39:02.042	<b>1:00.628</b>	+0.580	18.620	19.917	22.091
8	15:40:02.495	<b>1:00.453</b>	+0.405	18.631	19.936	21.886
9	15:41:02.659	<b>1:00.164</b>	+0.116	18.567	19.903	21.694
10	15:42:04.975	<b>1:02.316</b>	+2.268	19.977	20.656	21.683
11	15:43:05.309	<b>1:00.334</b>	+0.286	18.731	19.933	21.670
12	15:44:05.384	<b>1:00.075</b>	+0.027	18.549	19.843	21.683
13	15:45:05.753	<b>1:00.369</b>	+0.321	18.766	19.921	21.682
14	15:46:15.901	<b>1:10.148</b>	+10.100	20.680	25.493	23.975
15	15:47:16.128	<b>1:00.227</b>	+0.179	18.704	19.883	21.640
16	15:48:16.176	<b>1:00.048</b>		18.625	<b>19.761</b>	21.662
17	15:49:16.362	<b>1:00.186</b>	+0.138	18.618	19.953	21.615
18	15:50:16.424	<b>1:00.062</b>	+0.014	18.532	20.010	<b>21.520</b>
p19	15:51:27.076	<b>1:10.652</b>	+10.604	<b>18.477</b>	19.892	
<b>(47) Robert Svensson</b>						
1	15:33:10.765	<b>1:04.408</b>	+4.141	20.126	21.540	22.742
2	15:34:14.854	<b>1:04.089</b>	+3.822	20.173	21.431	22.485
3	15:35:24.963	<b>1:10.109</b>	+9.842	24.710	23.382	22.017
4	15:36:25.946	<b>1:00.983</b>	+0.716	19.010	20.228	21.745
5	15:37:27.018	<b>1:01.072</b>	+0.805	19.037	20.284	21.751
p6	15:38:43.663	<b>1:16.645</b>	+16.378	20.377	23.466	
7	15:40:50.083	<b>2:06.420</b>	+1:06.153		20.452	21.796
8	15:41:50.845	<b>1:00.762</b>	+0.495	18.804	20.426	21.532
9	15:42:51.269	<b>1:00.424</b>	+0.157	18.749	20.099	21.576
10	15:43:51.731	<b>1:00.462</b>	+0.195	18.814	20.071	21.577
11	15:44:52.098	<b>1:00.367</b>	+0.100	18.646	20.219	21.502
12	15:45:52.535	<b>1:00.437</b>	+0.170	18.759	20.181	21.497
13	15:46:52.802	<b>1:00.267</b>		18.721	<b>20.059</b>	21.487
p14	15:47:59.899	<b>1:07.097</b>	+6.830		20.220	
15	15:50:11.967	<b>2:12.068</b>	+1:11.801		20.212	22.663
16	15:51:12.301	<b>1:00.334</b>	+0.067	18.721	20.197	<b>21.416</b>
<b>(11) Pontus Fredricsson</b>						
p1	15:33:10.881	<b>1:09.627</b>	+9.277	19.920	20.690	
2	15:34:42.705	<b>1:31.824</b>	+31.474		20.469	21.877
3	15:35:44.023	<b>1:01.318</b>	+0.968	19.200	20.473	21.645
4	15:36:44.653	<b>1:00.630</b>	+0.280	18.889	20.235	21.506
5	15:37:45.382	<b>1:00.729</b>	+0.379	18.952	20.193	21.584
6	15:38:45.773	<b>1:00.391</b>	+0.041	<b>18.724</b>	20.098	21.569
7	15:39:46.123	<b>1:00.350</b>		18.831	19.977	21.542
8	15:40:46.551	<b>1:00.428</b>	+0.078	18.751	20.052	21.625
p9	15:41:54.427	<b>1:07.876</b>	+7.526	19.204	20.293	
10	15:44:29.395	<b>2:34.968</b>	+1:34.618		20.312	21.804
11	15:45:29.901	<b>1:00.506</b>	+0.156	18.928	20.113	<b>21.465</b>
12	15:46:30.308	<b>1:00.407</b>	+0.057	18.926	<b>19.941</b>	21.540
13	15:47:31.121	<b>1:00.813</b>	+0.463	18.769	20.244	21.800
14	15:48:31.727	<b>1:00.606</b>	+0.256	18.866	20.244	21.496
p15	15:50:13.387	<b>1:41.660</b>	+41.310	18.760	20.047	
<b>(12) Paul Blomqvist</b>						
1	15:33:01.593	<b>1:02.874</b>	+2.519			
2	15:34:03.909	<b>1:02.316</b>	+1.961			
3	15:35:05.581	<b>1:01.672</b>	+1.317			
4	15:38:16.620	<b>3:11.039</b>	+2:10.684			
5	15:39:17.250	<b>1:00.630</b>	+0.275			
6	15:43:34.592	<b>4:17.342</b>	+3:16.987			
7	15:44:34.947	<b>1:00.355</b>				
8	15:45:36.263	<b>1:01.316</b>	+0.961			
9	15:46:37.085	<b>1:00.822</b>	+0.467			
10	15:47:38.171	<b>1:01.086</b>	+0.731			
11	15:48:38.876	<b>1:00.705</b>	+0.350			
<b>(6) Kevin Aabol</b>						
1	15:32:53.127	<b>1:03.606</b>	+3.204	19.718	21.084	22.804
2	15:33:55.054	<b>1:01.927</b>	+1.525	19.257	20.409	22.261
3	15:34:56.763	<b>1:01.709</b>	+1.307	19.222	20.158	22.329

Lap	Time of Day	Lap Tm	Diff	S1 Tm	S2 Tm	S3 Tm
4	15:35:57.832	<b>1:01.069</b>	+0.667	19.055	20.069	21.945
5	15:36:58.927	<b>1:01.095</b>	+0.693	18.866	20.048	22.181
6	15:38:00.132	<b>1:01.205</b>	+0.803	18.903	20.247	22.055
p7	15:39:09.522	<b>1:09.390</b>	+8.988	18.950	20.241	
8	15:42:30.544	<b>3:21.022</b>	+2:20.620		20.201	22.040
9	15:43:31.126	<b>1:00.582</b>	+0.180	18.991	<b>19.846</b>	21.745
10	15:44:31.528	<b>1:00.402</b>		18.830	19.928	<b>21.644</b>
11	15:45:32.095	<b>1:00.567</b>	+0.165	<b>18.741</b>	20.007	21.819
12	15:46:35.852	<b>1:03.757</b>	+3.355	19.297	22.438	22.022
13	15:47:36.640	<b>1:00.788</b>	+0.386	18.769	20.167	21.852
14	15:48:38.215	<b>1:01.575</b>	+1.173	18.946	20.514	22.115
15	15:49:41.248	<b>1:03.033</b>	+2.631	19.039	21.539	22.455
16	15:50:41.967	<b>1:00.719</b>	+0.317	18.866	20.075	21.778
<b>(1) Lukas Sundahl</b>						
1	15:32:53.793	<b>1:03.483</b>	+3.016	19.921	21.158	22.404
2	15:33:55.712	<b>1:01.919</b>	+1.452	19.263	20.717	21.939
3	15:34:58.183	<b>1:02.471</b>	+2.004	19.117	20.897	22.457
4	15:35:59.133	<b>1:00.950</b>	+0.483	18.844	20.253	21.853
5	15:36:59.600	<b>1:00.467</b>		<b>18.687</b>	20.110	<b>21.670</b>
6	15:38:03.487	<b>1:03.887</b>	+3.420	18.811	20.631	24.445
p7	15:39:10.874	<b>1:07.387</b>	+6.920	19.055	20.078	
8	15:42:03.791	<b>2:52.917</b>	+1:52.450		20.340	21.811
9	15:43:04.497	<b>1:00.706</b>	+0.239	19.000	<b>20.010</b>	21.696
10	15:44:07.969	<b>1:03.472</b>	+3.005	20.487	21.108	21.877
11	15:45:08.445	<b>1:00.476</b>	+0.009	18.735	20.033	21.708
12	15:46:09.431	<b>1:00.986</b>	+0.519	18.783	20.246	21.957
13	15:47:10.280	<b>1:00.849</b>	+0.382	18.949	20.223	21.677
14	15:48:11.249	<b>1:00.969</b>	+0.502	18.731	20.199	22.039
15	15:49:13.064	<b>1:01.815</b>	+1.348	18.963	20.841	22.011
16	15:50:13.786	<b>1:00.722</b>	+0.255	18.826	20.220	21.676
17	15:51:14.627	<b>1:00.841</b>	+0.374	18.714	20.367	21.760
<b>(99) Karl Ero</b>						
1	15:33:08.017	<b>1:04.853</b>	+3.450	20.168	21.497	23.188
2	15:34:11.649	<b>1:03.632</b>	+2.229	19.632	21.439	22.561
3	15:35:14.903	<b>1:03.254</b>	+1.851	19.663	21.111	22.480
4	15:36:18.284	<b>1:03.381</b>	+1.978	19.869	21.214	22.298
5	15:37:21.353	<b>1:03.069</b>	+1.666	19.434	21.250	22.385
6	15:38:24.051	<b>1:02.698</b>	+1.295	19.421	20.837	22.440
7	15:39:27.245	<b>1:03.194</b>	+1.791	19.748	21.077	22.369
8	15:40:29.682	<b>1:02.437</b>	+1.034	19.281	20.960	22.196
9	15:41:31.430	<b>1:01.748</b>	+0.345	19.079	20.626	<b>22.043</b>
10	15:42:33.739	<b>1:02.309</b>	+0.906	19.222	20.945	22.142
11	15:43:36.235	<b>1:02.496</b>	+1.093	19.414	20.498	22.584
12	15:44:38.221	<b>1:01.986</b>	+0.583	19.199	20.706	22.081
13	15:45:40.493	<b>1:02.272</b>	+0.869	18.996	20.923	22.353
14	15:46:41.896	<b>1:01.403</b>		18.913	<b>20.389</b>	22.101
p15	15:47:49.325	<b>1:07.429</b>	+6.026	<b>18.898</b>	20.583	
16	15:50:00.192	<b>2:10.867</b>	+1:09.464	1:26.251	20.885	22.996
17	15:51:02.186	<b>1:01.994</b>	+0.591	19.402	20.390	22.202
<b>(8) Ilmari Korpivaara</b>						
1	15:32:59.940	<b>1:04.556</b>	+2.942			
2	15:37:10.177	<b>4:10.237</b>	+3:08.623	3:26.757	21.192	22.288
3	15:38:13.287	<b>1:03.110</b>	+1.496	19.569	21.258	22.283
4	15:39:15.952	<b>1:02.665</b>	+1.051	19.396	20.926	22.343
p5	15:40:27.634	<b>1:11.682</b>	+10.068	19.112	20.537	
6	15:42:25.221	<b>1:57.587</b>	+55.973		20.846	22.355
7	15:43:26.835	<b>1:01.614</b>		19.083	<b>20.445</b>	22.086
8	15:44:29.075	<b>1:02.240</b>	+0.626	19.219	20.666	22.355
9	15:45:31.734	<b>1:02.659</b>	+1.045	19.879	20.856	<b>21.924</b>
10	15:46:33.752	<b>1:02.018</b>	+0.404	19.333	20.597	22.088
11	15:47:36.093	<b>1:02.341</b>	+0.727	<b>18.926</b>	20.887	22.528
12	15:48:37.828	<b>1:01.735</b>	+0.121	19.047	20.574	22.114
13	15:49:42.072	<b>1:04.244</b>	+2.630	18.937	22.775	22.532
14	15:50:44.268	<b>1:02.196</b>	+0.582	19.077	21.192	21.927
<b>(44) Rasmus Ericsson</b>						
1	15:43:36.777	<b>1:05.499</b>	+3.648			
2	15:44:38.975	<b>1:02.198</b>	+0.347			
3	15:45:40.826	<b>1:01.851</b>				
4	15:46:42.681	<b>1:01.855</b>	+0.004			
5	15:47:44.649	<b>1:01.968</b>	+0.117			

# STCC Knutstorp

Formula Renault 1.6

Ring knutstorp 2,070 Km

Test 1

21.08.2014 15:30

Practice (20:00 Time) started at 15:30:40

Lap	Time of Day	Lap Tm	Diff	S1 Tm	S2 Tm	S3 Tm	Lap	Time of Day	Lap Tm	Diff	S1 Tm	S2 Tm	S3 Tm
6	15:48:46.635	1:01.986	+0.135										
7	15:49:49.196	1:02.561	+0.710										
8	15:50:51.229	1:02.033	+0.182										
(67) Robin Fredriksson													
1	15:33:10.286	1:07.486	+4.875	21.451	22.484	23.551							
2	15:34:14.345	1:04.059	+1.448	19.955	21.667	22.437							
3	15:35:18.238	1:03.893	+1.282	19.601	21.542	22.750							
4	15:36:22.295	1:04.057	+1.446	19.865	21.410	22.782							
5	15:37:25.931	1:03.636	+1.025	19.613	21.421	22.602							
p6	15:38:36.342	1:10.411	+7.800	19.495	21.062								
7	15:41:53.116	3:16.774	+2:14.163		23.147	22.845							
8	15:42:56.339	1:03.223	+0.612	19.760	21.113	22.350							
9	15:43:59.467	1:03.128	+0.517	19.443	21.180	22.505							
10	15:45:02.294	1:02.827	+0.216	19.446	20.886	22.495							
11	15:46:05.211	1:02.917	+0.306	19.477	21.079	22.361							
12	15:47:07.936	1:02.725	+0.114	19.375	20.922	22.428							
13	15:48:10.547	1:02.611		19.296	21.012	22.303							
14	15:49:14.576	1:04.029	+1.418	19.347	22.023	22.659							
15	15:50:18.157	1:03.581	+0.970	19.352	21.609	22.620							
16	15:51:22.759	1:04.602	+1.991	19.476	21.326	23.800							



# STCC Knutstorp

Formula Renault 1.6

Ring knutstorp 2,070 Km

Test 2


21.08.2014 16:30

Practice (20:00 Time) started at 16:30:41

Pos	No.	Name	Entrant	Make	Nat./Club	Laps	Best Tm	Diff	In Lap	km/h
1	7	Joonas Lappalainen	FinnDrive	Formula Renault	FIN-Keimola FK	18	59.609		17	125,015
2	12	Paul Blomqvist		Formula Renault	SWE-KAK	12	1:00.032	0.423	11	124,134
3	47	Robert Svensson	Svensson Racing	Formula Renault	SWE-SMK Söderhamn	15	1:00.094	0.485	14	124,006
4	8	Ilmari Korpivaara	FinnDrive	Formula Renault	FIN-Espoo UA	18	1:00.234	0.625	16	123,718
5	6	Kevin Aabol		Formula Renault	NOR-KNA Drammen	11	1:00.238	0.629	7	123,709
6	1	Lukas Sundahl	Sundahl Racing	Formula Renault	SWE-Wäxjö MS	16	1:00.383	0.774	14	123,412
7	11	Pontus Fredricsson	Tornfrakt Racing	Formula Renault	SWE-KAK Motorsport	13	1:01.627	2.018	6	120,921
8	67	Robin Fredriksson		Formula Renault	SWE-SMK Örebro	10	1:01.698	2.089	7	120,782
9	44	Rasmus Ericsson		Formula renault 1	SWE-Malmö AK	11	1:01.964	2.355	6	120,263
10	99	Karl Ero	Trackstar Racing	Formula Renault	SWE-Hässleholms MK	10	1:02.234	2.625	7	119,742

## Announcements

Weather: cloudy 16 degrees, dry track  
No. 12 without transponder timed by photocell

Timekeeping Meik Wagner: 

Clerk of the course Martin Fredriksson:

Steward Per Birkefall:

Secretary of the meeting Emma Malmros:

[www.mylaps.com](http://www.mylaps.com)

Licensed to: Motorsport Events

# STCC Knutstorp

## Formula Renault 1.6

## Ring knutstorp 2,070 Km

### Test 2

21.08.2014 16:30

### Practice (20:00 Time) started at 16:30:41

Lap	Time of Day	Lap Tm	Diff	S1 Tm	S2 Tm	S3 Tm
<b>(7) Joonas Lappalainen</b>						
1	16:33:43.309	1:16.515	+16.906	25.529	26.462	24.524
2	16:34:47.492	1:04.183	+4.574	19.908	21.413	22.862
3	16:35:50.314	1:02.822	+3.213	19.368	20.981	22.473
4	16:36:52.088	1:01.774	+2.165	19.117	20.488	22.169
5	16:37:53.344	1:01.256	+1.647	18.880	20.334	22.042
6	16:38:54.223	1:00.879	+1.270	18.738	20.259	21.882
7	16:39:54.881	1:00.658	+1.049	18.671	20.076	21.911
8	16:40:55.131	1:00.250	+0.641	18.595	19.987	21.668
9	16:41:55.293	1:00.162	+0.553	18.568	19.876	21.718
10	16:42:55.443	1:00.150	+0.541	18.521	19.888	21.741
11	16:43:56.470	1:01.027	+1.418	18.547	20.393	22.087
12	16:44:57.024	1:00.554	+0.945	18.864	20.011	21.679
13	16:45:56.881	59.857	+0.248	18.491	19.761	21.605
14	16:46:57.175	1:00.294	+0.685	18.684	20.007	21.603
15	16:47:57.200	1:00.025	+0.416	18.611	19.798	21.616
16	16:48:56.825	59.625	+0.016	18.566	19.702	21.357
17	16:49:56.434	59.609		18.438	19.787	21.384
18	16:50:56.452	1:00.018	+0.409	18.520	19.801	21.697
<b>(12) Paul Blomqvist</b>						
1	16:39:08.416	1:04.727	+4.695			
2	16:40:11.731	1:03.315	+3.283			
3	16:41:13.952	1:02.221	+2.189			
4	16:42:15.222	1:01.270	+1.238			
p5	16:43:27.922	1:12.700	+12.668			
6	16:45:44.595	2:16.673	+1:16.641			
7	16:46:44.833	1:00.238	+0.206			
8	16:47:45.216	1:00.383	+0.351			
9	16:48:45.531	1:00.315	+0.283			
10	16:49:45.810	1:00.279	+0.247			
11	16:50:45.842	1:00.032				
12	16:51:52.986	1:07.144	+7.112			
<b>(47) Robert Svensson</b>						
p1	16:33:26.451	1:20.937	+20.843	24.415	26.226	
2	16:35:42.132	2:15.681	+1:15.587		22.016	22.756
3	16:36:45.596	1:03.464	+3.370	19.521	21.353	22.590
4	16:37:48.100	1:02.504	+2.410	19.111	20.964	22.429
5	16:38:49.383	1:01.283	+1.189	19.009	20.270	22.004
6	16:39:50.684	1:01.301	+1.207	18.914	20.385	22.002
7	16:40:51.456	1:00.772	+0.678	18.853	20.175	21.744
8	16:41:51.683	1:00.227	+0.133	18.616	20.138	21.473
p9	16:42:59.188	1:07.505	+7.411	18.699	21.163	
10	16:45:10.217	2:11.029	+1:10.935		20.505	21.646
11	16:46:10.661	1:00.444	+0.350	18.765	20.015	21.664
12	16:47:11.070	1:00.409	+0.315	18.614	20.154	21.641
13	16:48:11.359	1:00.289	+0.195	18.579	20.033	21.677
14	16:49:11.453	1:00.094		18.545	19.982	21.567
p15	16:50:18.416	1:06.963	+6.869	18.761	20.972	
<b>(8) Ilmari Korpiavaara</b>						
1	16:33:20.283	1:19.165	+18.931	27.164	26.573	25.428
2	16:34:35.390	1:15.107	+14.873	26.433	24.830	23.844
3	16:35:39.338	1:03.948	+3.714	19.983	21.390	22.575
4	16:36:41.904	1:02.566	+2.332	19.450	20.848	22.268
5	16:37:43.568	1:01.664	+1.430	19.058	20.491	22.115
6	16:38:45.190	1:01.622	+1.388	19.165	20.441	22.016
7	16:39:46.852	1:01.662	+1.428	18.956	20.639	22.067
8	16:40:48.636	1:01.784	+1.550	19.091	20.540	22.153
9	16:41:50.292	1:01.656	+1.422	19.098	20.539	22.019
10	16:42:54.160	1:03.868	+3.634	19.632	22.213	22.023
11	16:43:56.350	1:02.190	+1.956	18.885	20.959	22.346
12	16:44:57.908	1:01.558	+1.324	19.518	20.240	21.800
13	16:45:59.191	1:01.283	+1.049	18.597	20.238	22.448
14	16:46:59.933	1:00.742	+0.508	18.799	20.268	21.675
15	16:48:00.430	1:00.497	+0.263	18.714	20.288	21.495
16	16:49:00.664	1:00.234		18.598	20.068	21.568
17	16:50:01.021	1:00.357	+0.123	18.693	20.184	21.480
18	16:51:01.415	1:00.394	+0.160	18.676	20.053	21.665
<b>(6) Kevin Aabol</b>						
1	16:38:12.149	1:06.952	+6.714	20.809	22.529	23.614

Lap	Time of Day	Lap Tm	Diff	S1 Tm	S2 Tm	S3 Tm
2	16:39:17.671	1:05.522	+5.284	20.544	22.191	22.787
3	16:40:19.671	1:02.000	+1.762	19.302	20.718	21.980
4	16:41:21.226	1:01.555	+1.317	19.162	20.530	21.863
5	16:42:22.351	1:01.125	+0.887	18.972	20.265	21.888
6	16:43:22.983	1:00.632	+0.394	18.787	20.088	21.757
7	16:44:23.221	1:00.238		18.775	19.931	21.532
8	16:45:23.484	1:00.263	+0.025	18.854	19.762	21.647
9	16:46:23.946	1:00.462	+0.224	18.679	20.034	21.749
10	16:47:24.505	1:00.559	+0.321	18.746	20.156	21.657
p11	16:48:30.574	1:06.069	+5.831	18.736	19.953	
<b>(1) Lukas Sundahl</b>						
1	16:33:50.463	1:07.532	+7.149	20.488	22.888	24.156
2	16:34:54.731	1:04.268	+3.885	19.892	21.555	22.821
3	16:35:57.590	1:02.859	+2.476	19.249	20.865	22.745
4	16:36:59.847	1:02.257	+1.874	18.960	20.868	22.429
5	16:38:01.882	1:02.035	+1.652	19.011	20.583	22.441
6	16:39:03.713	1:01.831	+1.448	19.329	20.457	22.045
p7	16:40:09.980	1:06.267	+5.884	18.779	20.098	
8	16:43:37.041	3:27.061	+2:26.678		20.627	24.284
9	16:44:38.289	1:01.248	+0.865	19.012	20.258	21.978
10	16:45:39.043	1:00.754	+0.371	18.750	20.202	21.802
11	16:46:40.057	1:01.014	+0.631	18.754	20.446	21.814
12	16:47:40.919	1:00.862	+0.479	18.704	20.270	21.888
13	16:48:41.375	1:00.456	+0.073	18.652	20.113	21.691
14	16:49:41.758	1:00.383		18.669	20.088	21.626
15	16:50:42.417	1:00.659	+0.276	18.767	20.062	21.830
16	16:51:42.808	1:00.391	+0.008	18.702	20.067	21.622
<b>(11) Pontus Fredricsson</b>						
1	16:33:01.545	1:09.691	+8.064	21.217	23.935	24.539
2	16:34:08.298	1:06.753	+5.126	20.103	22.876	23.774
3	16:35:17.232	1:08.934	+7.307	20.605	24.036	24.293
4	16:36:24.104	1:06.872	+5.245	21.792	22.607	22.473
5	16:37:25.906	1:01.802	+0.175	19.102	20.480	22.220
6	16:38:27.533	1:01.627		19.022	20.462	22.143
p7	16:39:39.623	1:12.090	+10.463	21.000	21.950	
8	16:43:12.109	3:32.486	+2:30.859		21.102	22.080
9	16:44:14.412	1:02.303	+0.676	18.962	20.910	22.431
10	16:45:19.087	1:04.675	+3.048	19.938	22.517	22.220
11	16:46:20.722	1:01.635	+0.008	19.076	20.780	21.779
12	16:47:25.709	1:04.987	+3.360	20.463	22.581	21.943
p13	16:48:36.351	1:10.642	+9.015	20.030	21.664	
<b>(67) Robin Fredriksson</b>						
1	16:33:44.459	1:12.802	+11.104	23.035	25.106	24.661
2	16:34:51.408	1:06.949	+5.251	20.255	22.184	24.510
3	16:35:55.464	1:04.056	+2.358	19.821	21.543	22.692
p4	16:37:05.723	1:10.259	+8.561	19.563	21.825	
5	16:39:30.092	2:24.369	+1:22.671		21.599	22.651
6	16:40:32.522	1:02.430	+0.732	19.408	20.804	22.218
7	16:41:34.220	1:01.698		19.177	20.484	22.037
8	16:42:36.261	1:02.041	+0.343	19.238	20.573	22.230
9	16:43:38.160	1:01.899	+0.201	19.148	20.643	22.108
p10	16:44:46.171	1:08.011	+6.313	19.158	20.588	
<b>(44) Rasmus Ericsson</b>						
1	16:39:19.349	1:08.249	+6.285	22.268	22.415	23.566
2	16:40:24.104	1:04.755	+2.791	20.121	21.663	22.971
3	16:41:27.978	1:03.874	+1.910	19.593	21.352	22.929
4	16:42:31.418	1:03.440	+1.476	19.550	21.268	22.622
5	16:43:33.951	1:02.533	+0.569	19.178	21.011	22.344
6	16:44:35.915	1:01.964		19.120	20.796	22.048
7	16:45:39.679	1:03.764	+1.800	19.165	21.399	23.200
p8	16:46:51.025	1:11.346	+9.382	19.295	21.041	
9	16:49:03.666	2:12.641	+1:10.677		21.052	22.401
10	16:50:05.977	1:02.311	+0.347	19.293	20.751	22.267
11	16:51:08.486	1:02.509	+0.545	19.417	20.742	22.350
<b>(99) Karl Ero</b>						
1	16:33:13.838	1:11.862	+9.628	23.632	23.426	24.804
2	16:34:20.566	1:06.728	+4.494	20.567	22.269	23.892
3	16:35:26.332	1:05.766	+3.532	20.241	22.074	23.451
4	16:36:31.942	1:05.610	+3.376	20.312	22.377	22.921





# STCC Knutstorp

Formula Renault 1.6

Ring knutstorp 2,070 Km

Test 2

21.08.2014 16:30

Practice (20:00 Time) started at 16:30:41

Lap	Time of Day	Lap Tm	Diff	S1 Tm	S2 Tm	S3 Tm	Lap	Time of Day	Lap Tm	Diff	S1 Tm	S2 Tm	S3 Tm
5	16:37:35.669	1:03.727	+1.493	19.746	21.133	22.848							
6	16:38:38.803	1:03.134	+0.900	19.562	21.059	22.513							
7	16:39:41.037	1:02.234		19.518	20.498	22.218							
8	16:40:43.816	1:02.779	+0.545	19.322	20.779	22.678							
9	16:41:46.331	1:02.515	+0.281	19.356	20.575	22.584							
p10	16:42:55.763	1:09.432	+7.198	19.201	20.699								



# STCC Knutstorp

Formula Renault 1.6

Ring knutstorp 2,070 Km

Qualifying

22.08.2014 11:30

Qualifying (20:00 Time) started at 11:30:01

Pos	No.	Name	Entrant	Make	Nat./Club	Laps	Best Tm	Diff	In Lap	km/h
1	7	<b>Joonas Lappalainen</b>	FinnDrive	Formula Renault	FIN-Keimola FK	19	59.474		18	125,298
2	47	<b>Robert Svensson</b>	Svensson Racing	Formula Renault	SWE-SMK Söderhamn	17	59.582	0.108	12	125,071
3	12	<b>Paul Blomqvist</b>		Formula Renault	SWE-KAK	18	59.682	0.208	6	124,862
4	11	<b>Pontus Fredricsson</b>	Tornfrakt Racing	Formula Renault	SWE-KAK Motorsport	18	59.775	0.301	16	124,668
5	6	<b>Kevin Aabol</b>		Formula Renault	NOR-KNA Drammen	16	59.795	0.321	16	124,626
6	1	<b>Lukas Sundahl</b>	Sundahl Racing	Formula Renault	SWE-Wäxjö MS	17	59.870	0.396	17	124,470
7	8	<b>Ilmari Korpivaara</b>	FinnDrive	Formula Renault	FIN-Espoo UA	19	1:00.082	0.608	17	124,030
8	44	<b>Rasmus Ericsson</b>		Formula renault 1	SWE-Malmö AK	14	1:01.199	1.725	10	121,767
9	67	<b>Robin Fredriksson</b>		Formula Renault	SWE-SMK Örebro	15	1:01.571	2.097	9	121,031
10	99	<b>Karl Ero</b>	Trackstar Racing	Formula Renault	SWE-Hässleholms MK	10	1:02.117	2.643	6	119,967

## Announcements

Weather: cloudy 16 degrees, dry track

These results are provisional until the conclusion of any judicial and technical matters!

# STCC Knutstorp

## Formula Renault 1.6

## Ring knutstorp 2,070 Km

### Qualifying

22.08.2014 11:30

### Qualifying (20:00 Time) started at 11:30:01

Lap	Time of Day	Lap Tm	Diff	S1 Tm	S2 Tm	S3 Tm	Lap	Time of Day	Lap Tm	Diff	S1 Tm	S2 Tm	S3 Tm
<b>(7) Joonas Lappalainen</b>							13	11:45:48.422	<b>1:00.398</b>	+0.623	18.706	20.132	21.560
1	11:32:35.343	<b>1:08.500</b>	+9.026	21.527	21.912	25.061	14	11:46:48.548	<b>1:00.126</b>	+0.351	18.751	19.913	21.462
2	11:33:39.132	<b>1:03.789</b>	+4.315	20.399	21.026	22.364	15	11:47:48.370	<b>59.822</b>	+0.047	<b>18.557</b>	19.856	<b>21.409</b>
3	11:34:39.965	<b>1:00.833</b>	+1.359	18.839	20.148	21.864	16	11:48:48.145	<b>59.775</b>		18.633	<b>19.727</b>	21.415
4	11:35:40.386	<b>1:00.421</b>	+0.947	18.750	19.949	21.722	17	11:49:48.129	<b>59.984</b>	+0.209	18.566	19.800	21.618
5	11:36:40.464	<b>1:00.078</b>	+0.604	18.615	19.912	21.551	18	11:50:48.257	<b>1:00.128</b>	+0.353	18.689	19.981	21.458
6	11:37:40.327	<b>59.863</b>	+0.389	18.548	19.833	21.482	<b>(6) Kevin Aabol</b>						
7	11:38:40.020	<b>59.693</b>	+0.219	18.561	19.775	<b>21.357</b>	1	11:32:28.544	<b>1:03.998</b>	+4.203	19.842	21.284	22.872
8	11:39:39.682	<b>59.662</b>	+0.188	18.529	19.708	21.425	2	11:33:33.500	<b>1:04.956</b>	+5.161	19.417	22.254	23.285
9	11:40:39.218	<b>59.536</b>	+0.062	18.479	<b>19.630</b>	21.245	3	11:34:34.656	<b>1:01.156</b>	+1.361	19.034	20.265	21.857
10	11:41:39.045	<b>59.827</b>	+0.353	18.554	19.702	21.571	4	11:35:35.407	<b>1:00.751</b>	+0.956	18.879	20.251	21.621
11	11:42:38.848	<b>59.803</b>	+0.329	18.624	19.787	21.392	5	11:36:35.632	<b>1:00.225</b>	+0.430	18.734	19.941	21.550
12	11:43:38.578	<b>59.730</b>	+0.256	18.498	19.722	21.510	6	11:37:35.668	<b>1:00.036</b>	+0.241	18.677	19.866	21.493
13	11:44:51.888	<b>1:13.310</b>	+13.836	19.819	25.023	28.468	7	11:38:35.622	<b>59.954</b>	+0.159	18.686	19.766	21.502
14	11:45:59.496	<b>1:07.608</b>	+8.134	21.594	22.052	23.962	p8	11:39:41.828	<b>1:06.206</b>	+6.411	18.776	19.999	21.666
15	11:46:59.648	<b>1:00.152</b>	+0.678	18.817	19.492	21.482	9	11:42:17.018	<b>2:35.190</b>	+1:35.395	20.019	21.761	21.761
16	11:47:59.390	<b>59.742</b>	+0.268	18.515	19.774	21.453	10	11:43:17.352	<b>1:00.334</b>	+0.539	19.011	19.889	21.434
17	11:48:59.201	<b>59.811</b>	+0.337	18.553	19.844	21.414	11	11:44:17.417	<b>1:00.065</b>	+0.270	18.757	19.774	21.534
18	11:49:58.675	<b>59.474</b>		18.424	19.673	21.377	12	11:45:17.653	<b>1:00.236</b>	+0.441	18.684	19.974	21.578
19	11:50:58.418	<b>59.743</b>	+0.269	18.445	19.834	21.464	p13	11:46:24.035	<b>1:06.382</b>	+6.587	18.791	20.154	21.666
<b>(47) Robert Svensson</b>							14	11:48:36.648	<b>2:12.613</b>	+1:12.818	19.982	21.666	21.666
1	11:32:34.117	<b>1:05.837</b>	+6.255	21.008	21.345	23.484	15	11:49:36.766	<b>1:00.118</b>	+0.323	18.763	19.805	21.550
2	11:33:35.619	<b>1:01.502</b>	+1.920	19.034	20.346	22.122	16	11:50:36.561	<b>59.795</b>		<b>18.671</b>	<b>19.739</b>	<b>21.385</b>
3	11:34:36.616	<b>1:00.997</b>	+1.415	18.951	20.299	21.747	<b>(1) Lukas Sundahl</b>						
4	11:35:37.218	<b>1:00.602</b>	+1.020	18.793	20.234	21.575	1	11:32:27.651	<b>1:03.839</b>	+3.969	19.760	21.406	22.673
p5	11:36:42.753	<b>1:05.535</b>	+5.953	18.684	20.192	22.093	2	11:33:30.171	<b>1:02.520</b>	+2.650	19.435	20.635	22.450
6	11:38:59.627	<b>2:16.874</b>	+1:17.292	20.261	22.093	22.093	3	11:34:31.416	<b>1:01.245</b>	+1.375	18.964	20.365	21.916
7	11:40:00.637	<b>1:01.010</b>	+1.428	18.975	20.202	21.833	4	11:35:32.118	<b>1:00.702</b>	+0.832	18.839	20.118	21.745
8	11:41:00.866	<b>1:00.229</b>	+0.647	18.607	20.011	21.611	5	11:36:32.584	<b>1:00.466</b>	+0.596	18.673	20.116	21.677
9	11:42:00.872	<b>1:00.006</b>	+0.424	18.524	19.936	21.546	6	11:37:32.794	<b>1:00.210</b>	+0.340	18.585	19.947	21.678
10	11:43:00.830	<b>59.958</b>	+0.376	18.588	19.893	21.477	7	11:38:32.900	<b>1:00.106</b>	+0.236	18.567	19.918	21.621
11	11:44:00.513	<b>59.683</b>	+0.101	18.524	19.767	21.392	8	11:39:35.526	<b>1:02.626</b>	+2.756	20.555	20.369	21.702
12	11:45:00.095	<b>59.582</b>		18.524	<b>19.760</b>	<b>21.298</b>	9	11:40:35.898	<b>1:00.372</b>	+0.502	18.808	19.979	21.585
13	11:46:02.021	<b>1:01.926</b>	+2.344	18.866	21.324	21.736	10	11:41:35.968	<b>1:00.070</b>	+0.200	<b>18.431</b>	20.013	21.626
14	11:47:02.357	<b>1:00.336</b>	+0.754	18.581	20.061	21.694	11	11:42:36.230	<b>1:00.262</b>	+0.392	18.644	20.060	21.558
15	11:48:03.821	<b>1:01.464</b>	+1.882	19.750	19.913	21.801	12	11:43:36.279	<b>1:00.049</b>	+0.179	18.589	19.921	<b>21.539</b>
16	11:49:03.830	<b>1:00.009</b>	+0.427	18.567	19.915	21.527	13	11:44:36.442	<b>1:00.163</b>	+0.293	18.554	19.821	21.788
17	11:50:03.795	<b>59.965</b>	+0.383	<b>18.463</b>	20.045	21.457	p14	11:45:43.734	<b>1:07.292</b>	+7.422	18.693	20.448	21.788
<b>(12) Paul Blomqvist</b>							15	11:48:12.193	<b>2:28.459</b>	+1:28.589	1:39.497	23.548	24.558
1	11:32:39.051	<b>1:06.607</b>	+6.925	22.945	21.154	22.508	16	11:49:12.532	<b>1:00.339</b>	+0.469	18.756	19.901	21.682
2	11:33:41.489	<b>1:02.438</b>	+2.756	19.471	20.844	22.123	17	11:50:12.402	<b>59.870</b>		18.488	<b>19.787</b>	21.595
3	11:34:42.440	<b>1:00.951</b>	+1.269	18.906	20.414	21.631	<b>(8) Ilmari Korpivaara</b>						
4	11:35:42.676	<b>1:00.236</b>	+0.554	18.808	19.881	21.547	1	11:32:35.756	<b>1:07.794</b>	+7.712	22.351	22.089	23.354
5	11:36:42.723	<b>1:00.047</b>	+0.365	18.660	19.842	21.545	2	11:33:41.091	<b>1:05.335</b>	+5.253	20.356	21.959	23.020
6	11:37:42.405	<b>59.682</b>		18.608	<b>19.717</b>	<b>21.357</b>	3	11:34:43.805	<b>1:02.714</b>	+2.632	19.096	21.259	22.359
7	11:38:43.490	<b>1:01.085</b>	+1.403	18.586	19.942	22.557	4	11:35:45.564	<b>1:01.759</b>	+1.677	18.948	20.671	22.140
8	11:39:43.545	<b>1:00.055</b>	+0.373	18.724	19.891	21.440	5	11:36:48.112	<b>1:02.548</b>	+2.466	19.512	20.886	22.150
9	11:40:45.668	<b>1:02.123</b>	+2.441	18.927	21.183	22.013	6	11:37:49.509	<b>1:01.397</b>	+1.315	19.041	20.508	21.848
10	11:41:45.580	<b>59.912</b>	+0.230	18.660	19.758	21.494	7	11:38:50.580	<b>1:01.071</b>	+0.989	18.883	20.295	21.893
11	11:42:51.190	<b>1:05.610</b>	+5.928	22.698	21.447	21.465	8	11:39:51.553	<b>1:00.973</b>	+0.891	18.980	20.226	21.767
12	11:43:51.015	<b>59.825</b>	+0.143	<b>18.547</b>	19.798	21.480	9	11:40:52.187	<b>1:00.634</b>	+0.552	18.756	20.166	21.712
p13	11:44:59.561	<b>1:08.546</b>	+8.864	18.899	20.293	21.480	10	11:41:52.380	<b>1:00.193</b>	+0.111	18.613	20.018	21.562
14	11:46:55.098	<b>1:55.537</b>	+55.855	20.391	22.144	22.144	11	11:42:52.724	<b>1:00.344</b>	+0.262	18.659	20.054	21.631
15	11:47:55.069	<b>59.971</b>	+0.289	18.658	19.759	21.554	12	11:43:52.992	<b>1:00.268</b>	+0.186	18.576	20.020	21.672
16	11:48:54.959	<b>59.890</b>	+0.208	18.585	19.717	21.588	13	11:44:53.361	<b>1:00.369</b>	+0.287	<b>18.569</b>	20.032	21.768
17	11:49:55.707	<b>1:00.748</b>	+1.066	18.563	20.119	22.066	14	11:45:56.908	<b>1:03.547</b>	+3.465	18.787	21.858	22.902
18	11:50:56.285	<b>1:00.578</b>	+0.896	18.567	19.833	22.178	15	11:46:57.507	<b>1:00.599</b>	+0.517	18.967	20.061	21.571
<b>(11) Pontus Fredricsson</b>							16	11:47:57.732	<b>1:00.225</b>	+0.143	18.577	20.015	21.633
1	11:32:29.267	<b>1:04.095</b>	+4.320	20.507	21.317	22.271	17	11:48:57.814	<b>1:00.082</b>		18.725	19.881	<b>21.476</b>
2	11:33:31.394	<b>1:02.127</b>	+2.352	19.270	20.715	22.142	18	11:49:57.964	<b>1:00.150</b>	+0.068	18.577	<b>19.874</b>	21.699
3	11:34:32.330	<b>1:00.936</b>	+1.161	18.987	20.114	21.835	19	11:50:58.057	<b>1:00.093</b>	+0.011	18.608	19.937	21.548
4	11:35:32.999	<b>1:00.669</b>	+0.894	18.786	20.130	21.753	<b>(44) Rasmus Ericsson</b>						
5	11:36:33.197	<b>1:00.198</b>	+0.423	18.710	19.963	21.525	1	11:32:48.109	<b>1:09.174</b>	+7.975	23.091	22.578	23.505
6	11:37:33.541	<b>1:00.344</b>	+0.569	18.733	20.012	21.599	2	11:33:52.559	<b>1:04.450</b>	+3.251	20.418	21.395	22.637
7	11:38:33.800	<b>1:00.259</b>	+0.484	18.717	19.990	21.552	3	11:34:54.874	<b>1:02.315</b>	+1.116	19.380	20.882	22.053
8	11:39:34.493	<b>1:00.693</b>	+0.918	18.831	20.135	21.727	4	11:35:57.012	<b>1:02.138</b>	+0.939	19.154	20.666	22.318
9	11:40:34.625	<b>1:00.132</b>	+0.357	18.720	19.893	21.519	5	11:36:58.977	<b>1:01.965</b>	+0.766	19.204	20.648	22.113
10	11:41:34.830	<b>1:00.205</b>	+0.430	18.739	19.981	21.485	6	11:38:01.187	<b>1:02.210</b>	+1.011	19.285	20.907	22.018
p11	11:42:45.487	<b>1:10.657</b>	+10.882	20.810	20.728	22.728	7	11:39:02.964	<b>1:01.777</b>	+0.578	19.259	20.625	21.893
12	11:44:48.024	<b>2:02.537</b>	+1:02.762	20.667	21.902	21.902	8	11:40:04.563	<b>1:01.599</b>	+0.400	19.052	20.516	22.031



# STCC Knutstorp

Formula Renault 1.6

Ring knutstorp 2,070 Km

Qualifying

22.08.2014 11:30

Qualifying (20:00 Time) started at 11:30:01

Lap	Time of Day	Lap Tm	Diff	S1 Tm	S2 Tm	S3 Tm	Lap	Time of Day	Lap Tm	Diff	S1 Tm	S2 Tm	S3 Tm
9	11:41:06.723	1:02.160	+0.961	19.476	20.742	21.942							
10	11:42:07.922	1:01.199		18.932	20.575	21.692							
11	11:43:09.128	1:01.206	+0.007	18.963	20.389	21.854							
12	11:44:10.410	1:01.282	+0.083	19.029	20.582	21.671							
p13	11:47:20.743	3:10.333	+2:09.134	18.855	2:20.498								
14	11:50:05.933	2:45.190	+1:43.991		24.749	22.931							
(67) Robin Fredriksson													
1	11:32:50.170	1:09.793	+8.222	22.900	22.437	24.456							
2	11:33:55.024	1:04.854	+3.283	19.572	21.414	23.868							
3	11:34:57.777	1:02.753	+1.182	19.390	20.838	22.525							
4	11:36:00.040	1:02.263	+0.692	19.273	20.733	22.257							
5	11:37:01.970	1:01.930	+0.359	19.131	20.628	22.171							
p6	11:38:10.079	1:08.109	+6.538	19.081	20.872								
7	11:41:45.022	3:34.943	+2:33.372		20.799	22.250							
8	11:42:47.282	1:02.260	+0.689	19.237	20.682	22.341							
9	11:43:48.853	1:01.571		19.044	20.452	22.075							
10	11:44:51.401	1:02.548	+0.977	19.282	20.767	22.499							
11	11:46:00.082	1:08.681	+7.110	19.249	22.925	26.507							
12	11:47:01.992	1:01.910	+0.339	19.295	20.561	22.054							
13	11:48:07.061	1:05.069	+3.498	20.661	21.609	22.799							
14	11:49:09.091	1:02.030	+0.459	19.123	20.657	22.250							
15	11:50:10.963	1:01.872	+0.301	19.196	20.492	22.184							
(99) Karl Ero													
1	11:32:38.540	1:09.153	+7.036	23.019	22.546	23.588							
2	11:33:44.125	1:05.585	+3.468	20.392	21.450	23.743							
3	11:34:46.887	1:02.762	+0.645	19.429	20.777	22.556							
4	11:35:49.963	1:03.076	+0.959	19.131	21.155	22.790							
5	11:36:52.383	1:02.420	+0.303	19.120	20.670	22.630							
6	11:37:54.500	1:02.117		19.178	20.556	22.383							
7	11:39:07.430	1:12.930	+10.813	26.891	23.108	22.931							
8	11:40:10.512	1:03.082	+0.965	19.459	20.988	22.635							
p9	11:41:19.631	1:09.119	+7.002	19.250	21.171								
10	11:43:42.176	2:22.545	+1:20.428	1:38.548	21.068	22.174							



# STCC Knutstorp


Formula Renault 1.6

Ring knutstorp 2,070 Km

Heat 1

23.08.2014 09:30

Race (20:00 or 18 Laps)



POLE POSITION

<b>2</b>
47 Robert Svensson 59.582
<b>4</b>
11 Pontus Fredricsson 59.775
<b>6</b>
1 Lukas Sundahl 59.870
<b>8</b>
44 Rasmus Ericsson 1:01.199
<b>10</b>
99 Karl Ero 1:02.117

<b>1</b>
7 Joonas Lappalainen 59.474
<b>3</b>
12 Paul Blomqvist 59.682
<b>5</b>
6 Kevin Aabol 59.795
<b>7</b>
8 Ilmari Korpivaara 1:00.082
<b>9</b>
67 Robin Fredriksson 1:01.571

1  
2  
3  
4  
5



# STCC Knutstorp

Formula Renault 1.6

Ring knutstorp 2,070 Km

Heat 1

23.08.2014 09:30

Race (20:00 or 18 Laps) started at 9:34:28

Pos	No.	Name	Entrant	Make	Nat./Club	Total Tm	Laps	Diff	Best Tm	Ø km/h
1	7	Joonas Lappalainen	FinnDrive	Formula Renault 1.6	FIN-Keimola FK	18:28.016	18		1:00.402	121,060
2	6	Kevin Aabol		Formula Renault 1.6	NOR-KNA Drammen	18:28.414	18	0.398	1:00.223	121,016
3	47	Robert Svensson	Svensson Racing	Formula Renault 1.6	SWE-SMK Söderhamn	18:32.642	18	4.626	1:00.448	120,556
4	1	Lukas Sundahl	Sundahl Racing	Formula Renault 1.6	SWE-Waxjö MS	18:33.085	18	5.069	1:00.354	120,508
5	8	Ilmari Korpivaara	FinnDrive	Formula Renault 1.6	FIN-Espoo UA	18:50.328	18	22.312	1:01.399	118,670
6	67	Robin Fredriksson		Formula Renault 1.6	SWE-SMK Örebro	19:05.303	18	37.287	1:02.116	117,118
7	44	Rasmus Ericsson		Formula Renault 1.6	SWE-Malmö AK	19:08.557	18	40.541	1:01.246	116,787
8	99	Karl Ero	Trackstar Racing	Formula Renault 1.6	SWE-Hässleholms MK	19:13.025	18	45.009	1:02.405	116,334
Not classified (70% = 12 Laps)										
DNF	12	Paul Blomqvist		Formula Renault 1.6	SWE-KAK	2:26.653	2	DNF		101,628
DNF	11	Pontus Fredricsson	Tornfrakt Racing	Formula Renault 1.6	SWE-KAK Motorsport	1:37.221	1	DNF		76,650

## Announcements

Weather: cloudy 14 degrees, half dry track

These results are provisional until the conclusion of any judicial and technical matters!

No. 12 without transponder / timed by photocell

Started: 10 Classified: 8 Not classified: 2

Margin of Victory	Ø km/h	Best Lap Tm	km/h	Best Lap by
0.398	121,060	1:00.223	123,740	6 - Kevin Aabol

Official Timing [www.camp-company.de](http://www.camp-company.de)

Orbits

Timekeeping Meik Wagner:

Clerk of the course Martin Fredriksson:

[www.mylaps.com](http://www.mylaps.com)

Steward Per Birkefall:

Secretary of the meeting Emma Malmros:

Licensed to: Motorsport Events

Printed: 23.08.2014 09:57:51



# STCC Knutstorp

## Formula Renault 1.6

## Ring knutstorp 2,070 Km

### Heat 1

23.08.2014 09:30

### Race (20:00 or 18 Laps) started at 9:34:28

Lap	Time of Day	Lap Tm	Diff	S1 Tm	S2 Tm	S3 Tm
<b>(7) Joonas Lappalainen</b>						
1	9:35:33.753				22.235	23.154
2	9:36:38.006	<b>1:04.253</b>	+3.851	20.353	21.329	22.571
3	9:37:41.241	<b>1:03.235</b>	+2.833	20.008	20.928	22.299
4	9:38:43.224	<b>1:01.983</b>	+1.581	19.481	20.507	21.995
5	9:39:45.173	<b>1:01.949</b>	+1.547	19.566	20.420	21.963
6	9:40:47.267	<b>1:02.094</b>	+1.692	19.557	20.549	21.988
7	9:41:48.848	<b>1:01.581</b>	+1.179	19.598	20.261	21.722
8	9:42:50.172	<b>1:01.324</b>	+0.922	19.483	20.135	21.706
9	9:43:51.112	<b>1:00.940</b>	+0.538	19.212	20.099	21.629
10	9:44:51.937	<b>1:00.825</b>	+0.423	19.203	20.014	21.608
11	9:45:52.633	<b>1:00.696</b>	+0.294	19.092	19.957	21.647
12	9:46:53.035	<b>1:00.402</b>		18.942	19.935	21.525
13	9:47:53.630	<b>1:00.595</b>	+0.193	18.950	19.944	21.701
14	9:48:54.533	<b>1:00.903</b>	+0.501	19.137	20.065	21.701
15	9:49:55.220	<b>1:00.687</b>	+0.285	19.132	19.962	21.593
16	9:50:55.797	<b>1:00.577</b>	+0.175	19.022	19.959	21.596
17	9:51:56.266	<b>1:00.469</b>	+0.067	19.014	19.970	<b>21.485</b>
18	9:52:56.730	<b>1:00.464</b>	+0.062	<b>18.923</b>	<b>19.906</b>	21.635

<b>(6) Kevin Aabol</b>						
1	9:35:36.170				22.413	23.625
2	9:36:40.155	<b>1:03.985</b>	+3.762	20.267	21.376	22.342
3	9:37:42.815	<b>1:02.660</b>	+2.437	19.860	20.940	21.860
4	9:38:45.380	<b>1:02.565</b>	+2.342	19.578	21.062	21.925
5	9:39:47.309	<b>1:01.929</b>	+1.706	19.484	20.697	21.748
6	9:40:49.428	<b>1:02.119</b>	+1.896	19.345	20.856	21.918
7	9:41:50.836	<b>1:01.408</b>	+1.185	19.415	20.464	21.529
8	9:42:51.719	<b>1:00.883</b>	+0.660	19.342	20.139	<b>21.402</b>
9	9:43:52.628	<b>1:00.909</b>	+0.686	19.211	20.093	21.605
10	9:44:53.217	<b>1:00.589</b>	+0.366	19.178	19.982	21.429
11	9:45:53.897	<b>1:00.680</b>	+0.457	19.065	20.012	21.603
12	9:46:54.316	<b>1:00.419</b>	+0.196	19.038	19.883	21.498
13	9:47:54.762	<b>1:00.446</b>	+0.223	19.044	19.869	21.533
14	9:48:55.348	<b>1:00.586</b>	+0.363	18.917	20.003	21.666
15	9:49:56.048	<b>1:00.700</b>	+0.477	<b>18.852</b>	20.203	21.645
16	9:50:56.579	<b>1:00.531</b>	+0.308	18.921	20.098	21.512
17	9:51:56.905	<b>1:00.326</b>	+0.103	18.860	19.877	21.589
18	9:52:57.128	<b>1:00.223</b>		18.889	<b>19.844</b>	21.490

<b>(47) Robert Svensson</b>						
1	9:35:34.271				22.141	23.184
2	9:36:38.841	<b>1:04.570</b>	+4.122	20.560	21.544	22.466
3	9:37:42.076	<b>1:03.235</b>	+2.787	20.038	20.967	22.230
4	9:38:44.904	<b>1:02.828</b>	+2.380	20.045	20.824	21.959
5	9:39:47.023	<b>1:02.119</b>	+1.671	19.494	20.690	21.935
6	9:40:49.209	<b>1:02.186</b>	+1.738	19.388	20.785	22.013
7	9:41:52.300	<b>1:03.091</b>	+2.643	19.978	21.065	22.048
8	9:42:54.089	<b>1:01.789</b>	+1.341	19.378	20.529	21.882
9	9:43:55.607	<b>1:01.518</b>	+1.070	19.207	20.420	21.891
10	9:44:56.448	<b>1:00.841</b>	+0.393	19.137	20.105	21.599
11	9:45:57.096	<b>1:00.648</b>	+0.200	18.993	20.052	21.603
12	9:46:57.620	<b>1:00.524</b>	+0.076	18.948	20.116	<b>21.460</b>
13	9:47:58.230	<b>1:00.610</b>	+0.162	18.938	<b>19.939</b>	21.733
14	9:48:59.028	<b>1:00.798</b>	+0.350	18.921	20.276	21.601
15	9:49:59.476	<b>1:00.448</b>		<b>18.846</b>	20.056	21.546
16	9:50:59.935	<b>1:00.459</b>	+0.011	18.920	19.983	21.556
17	9:52:00.647	<b>1:00.712</b>	+0.264	19.021	20.133	21.558
18	9:53:01.356	<b>1:00.709</b>	+0.261	19.026	19.974	21.709

<b>(1) Lukas Sundahl</b>						
1	9:35:36.621				22.832	23.404
2	9:36:41.692	<b>1:05.071</b>	+4.717	20.756	21.469	22.846
3	9:37:45.314	<b>1:03.622</b>	+3.268	20.124	21.115	22.383
4	9:38:48.447	<b>1:03.133</b>	+2.779	20.029	20.973	22.131
5	9:39:50.653	<b>1:02.206</b>	+1.852	19.594	20.498	22.114
6	9:40:52.517	<b>1:01.864</b>	+1.510	19.287	20.543	22.034
7	9:41:54.216	<b>1:01.699</b>	+1.345	19.382	20.433	21.884
8	9:42:55.536	<b>1:01.320</b>	+0.966	19.226	20.292	21.802
9	9:43:56.808	<b>1:01.272</b>	+0.918	19.191	20.256	21.825
10	9:44:57.708	<b>1:00.900</b>	+0.546	19.188	19.965	21.747
11	9:45:58.356	<b>1:00.648</b>	+0.294	19.074	19.989	21.585
12	9:46:58.710	<b>1:00.354</b>		18.895	<b>19.885</b>	21.574

Lap	Time of Day	Lap Tm	Diff	S1 Tm	S2 Tm	S3 Tm
13	9:47:59.082	<b>1:00.372</b>	+0.018	18.823	19.895	21.654
14	9:48:59.670	<b>1:00.588</b>	+0.234	18.873	20.081	21.634
15	9:50:00.027	<b>1:00.357</b>	+0.003	<b>18.777</b>	20.007	21.573
16	9:51:00.508	<b>1:00.481</b>	+0.127	18.796	20.144	21.541
17	9:52:01.282	<b>1:00.774</b>	+0.420	18.886	20.075	21.813
18	9:53:01.799	<b>1:00.517</b>	+0.163	19.061	19.963	<b>21.493</b>

<b>(8) Ilmari Korpivaara</b>						
1	9:35:37.246				23.015	23.435
2	9:36:42.566	<b>1:05.320</b>	+3.921	21.019	21.594	22.707
3	9:37:46.428	<b>1:03.862</b>	+2.463	20.406	21.163	22.293
4	9:38:49.441	<b>1:03.013</b>	+1.614	20.062	20.774	22.177
5	9:39:51.670	<b>1:02.229</b>	+0.830	19.635	20.602	21.992
6	9:40:53.445	<b>1:01.775</b>	+0.376	19.351	20.443	21.981
7	9:41:55.266	<b>1:01.821</b>	+0.422	19.393	20.502	21.926
8	9:42:57.349	<b>1:02.083</b>	+0.684	19.527	20.449	22.107
9	9:43:59.077	<b>1:01.728</b>	+0.329	19.280	20.467	21.981
10	9:45:02.942	<b>1:03.865</b>	+2.466	19.082	22.409	22.374
11	9:46:05.563	<b>1:02.621</b>	+1.222	19.533	21.114	21.974
12	9:47:07.033	<b>1:01.470</b>	+0.071	19.106	20.439	21.925
13	9:48:08.432	<b>1:01.399</b>		19.270	<b>20.377</b>	<b>21.752</b>
14	9:49:10.173	<b>1:01.741</b>	+0.342	19.077	20.542	22.122
15	9:50:13.973	<b>1:03.800</b>	+2.401	19.183	22.129	22.488
16	9:51:15.983	<b>1:02.010</b>	+0.611	19.301	20.614	22.095
17	9:52:17.505	<b>1:01.522</b>	+0.123	19.096	20.539	21.887
18	9:53:19.042	<b>1:01.537</b>	+0.138	<b>19.068</b>	20.593	21.876

<b>(67) Robin Fredriksson</b>						
1	9:35:39.007				23.135	23.981
2	9:36:46.755	<b>1:07.748</b>	+5.632	22.120	22.083	23.545
3	9:37:51.097	<b>1:04.342</b>	+2.226	19.981	21.456	22.905
4	9:38:55.418	<b>1:04.321</b>	+2.205	19.903	21.486	22.932
5	9:39:59.202	<b>1:03.784</b>	+1.668	19.679	21.327	22.778
6	9:41:03.517	<b>1:04.315</b>	+2.199	19.400	21.592	23.323
7	9:42:06.671	<b>1:03.154</b>	+1.038	19.486	21.195	22.473
8	9:43:09.233	<b>1:02.562</b>	+0.446	19.347	20.955	22.260
9	9:44:11.814	<b>1:02.581</b>	+0.465	19.354	20.953	22.274
10	9:45:14.147	<b>1:02.333</b>	+0.217	19.237	20.768	22.328
11	9:46:16.538	<b>1:02.391</b>	+0.275	19.306	20.770	22.315
12	9:47:18.783	<b>1:02.245</b>	+0.129	19.271	20.774	22.200
13	9:48:22.122	<b>1:03.339</b>	+1.223	19.879	20.991	22.469
14	9:49:24.583	<b>1:02.461</b>	+0.345	19.315	20.906	22.240
15	9:50:26.699	<b>1:02.116</b>		19.245	<b>20.765</b>	<b>22.106</b>
16	9:51:29.012	<b>1:02.313</b>	+0.197	<b>19.182</b>	20.954	22.177
17	9:52:31.378	<b>1:02.366</b>	+0.250	19.203	20.918	22.245
18	9:53:34.017	<b>1:02.639</b>	+0.523	19.210	20.963	22.466

<b>(44) Rasmus Ericsson</b>						
1	9:35:39.219				23.393	23.606
2	9:36:47.115	<b>1:07.896</b>	+6.650	22.267	22.215	23.414
3	9:37:51.577	<b>1:04.462</b>	+3.216	20.157	21.559	22.746
4	9:38:56.220	<b>1:04.643</b>	+3.397	20.258	21.245	23.140
5	9:39:59.615	<b>1:03.395</b>	+2.149	20.072	20.677	22.646
6	9:41:04.376	<b>1:04.761</b>	+3.515	19.666	21.116	23.979
7	9:42:08.416	<b>1:04.040</b>	+2.794	20.158	21.082	22.800
8	9:43:11.736	<b>1:03.320</b>	+2.074	19.741	20.812	22.767
9	9:44:14.549	<b>1:02.813</b>	+1.567	19.709	20.750	22.354
10	9:45:17.025	<b>1:02.476</b>	+1.230	19.784	20.560	22.132
11	9:46:19.484	<b>1:02.459</b>	+1.213	19.563	20.462	22.434
12	9:47:23.406	<b>1:03.922</b>	+2.676	20.084	21.165	22.673
13	9:48:27.368	<b>1:03.962</b>	+2.716	20.443	21.027	22.492
14	9:49:30.631	<b>1:03.263</b>	+2.017	19.649	20.759	22.855
15	9:50:32.657	<b>1:02.026</b>	+0.780	19.721	20.519	21.786
16	9:51:33.903	<b>1:01.246</b>		19.239	<b>20.256</b>	<b>21.751</b>
17	9:52:35.686	<b>1:01.783</b>	+0.537	19.262	20.572	21.949
18	9:53:37.271	<b>1:01.585</b>	+0.339	<b>19.216</b>	20.440	21.929

<b>(99) Karl Ero</b>						
1	9:35:38.306				23.303	23.825
2	9:36:44.347	<b>1:06.041</b>	+3.636	20.378	22.009	23.654
3	9:37:50.018	<b>1:05.671</b>	+3.266	20.558	21.819	23.294
4	9:38:54.409	<b>1:04.391</b>	+1.9			

# STCC Knutstorp

Formula Renault 1.6

Ring knutstorp 2,070 Km

Heat 1

23.08.2014 09:30

Race (20:00 or 18 Laps) started at 9:34:28

Lap	Time of Day	Lap Tm	Diff	S1 Tm	S2 Tm	S3 Tm
7	9:42:08.101	1:04.216	+1.811	20.002	21.397	22.817
8	9:43:11.442	1:03.341	+0.936	19.517	21.039	22.785
9	9:44:14.204	1:02.762	+0.357	19.521	20.776	22.465
10	9:45:16.698	1:02.494	+0.089	19.426	20.556	22.512
11	9:46:19.625	1:02.927	+0.522	19.400	20.598	22.929
12	9:47:23.526	1:03.901	+1.496	19.676	21.234	22.991
13	9:48:27.070	1:03.544	+1.139	20.028	21.042	22.474
14	9:49:30.858	1:03.788	+1.383	19.703	20.621	23.464
15	9:50:33.754	1:02.896	+0.491	19.988	20.620	22.288
16	9:51:36.159	1:02.405		19.569	20.474	22.362
17	9:52:38.856	1:02.697	+0.292	19.401	20.503	22.793
18	9:53:41.739	1:02.883	+0.478	19.526	20.670	22.687

Lap	Time of Day	Lap Tm	Diff	S1 Tm	S2 Tm	S3 Tm
-----	-------------	--------	------	-------	-------	-------

(12) Paul Blomqvist

1	9:35:36.330					
p2	9:36:55.367	1:19.037	:59:35.738			

(11) Pontus Fredricsson

p1	9:36:05.935			28.474		
----	-------------	--	--	--------	--	--



# STCC Knutstorp


Formula Renault 1.6

Ring knutstorp 2,070 Km

Heat 2

23.08.2014 12:50

Race (20:00 or 18 Laps)



POLE POSITION

<b>2</b> 1 Lukas Sundahl 1:00.354
<b>4</b> 47 Robert Svensson 1:00.448
<b>6</b> 8 Ilmari Korpivaara 1:01.399
<b>8</b> 99 Karl Ero 1:02.405
<b>10</b> 11 Pontus Fredricsson

<b>1</b> 6 Kevin Aabol 1:00.223
<b>3</b> 7 Joonas Lappalainen 1:00.402
<b>5</b> 44 Rasmus Ericsson 1:01.246
<b>7</b> 67 Robin Fredriksson 1:02.116
<b>9</b> 12 Paul Blomqvist

1  
2  
3  
4  
5





# STCC Knutstorp

Formula Renault 1.6

Ring knutstorp 2,070 Km

Heat 2

23.08.2014 12:50

Race (20:00 or 18 Laps) started at 12:53:52

Pos	No.	Name	Entrant	Make	Nat./Club	Total Tm	Laps	Diff	Best Tm	Ø km/h
1	6	Kevin Aabol		Formula Renault 1.6	NOR-KNA Drammen	18:10.505	18		1:00.062	123,004
2	1	Lukas Sundahl	Sundahl Racing	Formula Renault 1.6	SWE-Waxjö MS	18:11.644	18	1.139	1:00.145	122,875
3	7	Joonas Lappalainen	FinnDrive	Formula Renault 1.6	FIN-Keimola FK	18:12.190	18	1.685	1:00.030	122,814
4	47	Robert Svensson	Svensson Racing	Formula Renault 1.6	SWE-SMK Söderhamn	18:16.648	18	6.143	1:00.207	122,315
5	11	Pontus Fredricsson	Tornfrakt Racing	Formula Renault 1.6	SWE-KAK Motorsport	18:17.236	18	6.731	1:00.314	122,249
6	8	Ilmari Korpivaara	FinnDrive	Formula Renault 1.6	FIN-Espoo UA	18:28.037	18	17.532	1:00.519	121,057
7	67	Robin Fredriksson		Formula Renault 1.6	SWE-SMK Örebro	18:42.968	18	32.463	1:01.764	119,448
8	99	Karl Ero	Trackstar Racing	Formula Renault 1.6	SWE-Hässleholms MK	18:51.408	18	40.903	1:01.580	118,557
Not classified (70% = 12 Laps)										
DNF	44	Rasmus Ericsson		Formula Renault 1.6	SWE-Malmö AK	5:12.552	5	DNF	1:01.064	119,212
DNF	12	Paul Blomqvist		Formula Renault 1.6	SWE-KAK	1:18.620	1	DNF		94,785

### Announcements

Weather: cloudy 16 degrees, dry track

These results are provisional until the conclusion of any judicial and technical matters!

Started: 10 Classified: 8 Not classified: 2

Margin of Victory	Ø km/h	Best Lap Tm	km/h	Best Lap by
1.139	123,004	1:00.030	124,138	7 - Joonas Lappalainen

Official Timing [www.camp-company.de](http://www.camp-company.de)

Orbits

Timekeeping Meik Wagner:

Clerk of the course Martin Fredriksson:

[www.mylaps.com](http://www.mylaps.com)

Steward Per Birkefall:

Secretary of the meeting Emma Malmros:

Licensed to: Motorsport Events

Printed: 23.08.2014 13:15:19

# STCC Knutstorp

## Formula Renault 1.6

## Ring knutstorp 2,070 Km

### Heat 2

23.08.2014 12:50

### Race (20:00 or 18 Laps) started at 12:53:52

Lap	Time of Day	Lap Tm	Diff	S1 Tm	S2 Tm	S3 Tm	Lap	Time of Day	Lap Tm	Diff	S1 Tm	S2 Tm	S3 Tm
<b>(6) Kevin Aabol</b>							<b>(11) Pontus Fredricsson</b>						
1	12:54:54.321				21.257	22.229	13	13:07:06.223	<b>1:00.477</b>	+0.270	18.587	20.250	21.640
2	12:55:55.971	<b>1:01.650</b>	+1.588	19.064	20.732	21.854	14	13:08:06.543	<b>1:00.320</b>	+0.113	18.715	19.998	21.607
3	12:56:57.280	<b>1:01.309</b>	+1.247	18.982	20.486	21.841	15	13:09:06.925	<b>1:00.382</b>	+0.175	18.623	20.129	21.630
4	12:57:58.259	<b>1:00.979</b>	+0.917	18.946	20.260	21.773	16	13:10:07.753	<b>1:00.828</b>	+0.621	18.609	20.372	21.847
5	12:58:58.934	<b>1:00.675</b>	+0.613	18.816	20.208	21.651	17	13:11:08.640	<b>1:00.887</b>	+0.680	18.830	20.223	21.834
6	12:59:59.402	<b>1:00.468</b>	+0.406	18.727	20.087	21.654	18	13:12:08.947	<b>1:00.307</b>	+0.100	<b>18.565</b>	20.099	21.643
7	13:00:59.859	<b>1:00.457</b>	+0.395	18.813	20.017	21.627	<b>(1) Lukas Sundahl</b>						
8	13:02:00.218	<b>1:00.359</b>	+0.297	18.649	20.075	21.635	1	12:54:54.936				21.556	22.185
9	13:03:00.586	<b>1:00.368</b>	+0.306	18.692	<b>19.924</b>	21.752	2	12:55:56.861	<b>1:01.925</b>	+1.780	19.069	20.772	22.084
10	13:04:00.814	<b>1:00.228</b>	+0.166	18.643	20.019	21.566	3	12:56:58.313	<b>1:01.452</b>	+1.307	19.006	20.444	22.002
11	13:05:00.876	<b>1:00.062</b>		18.651	19.956	<b>21.455</b>	4	12:57:59.241	<b>1:00.928</b>	+0.783	18.853	20.263	21.812
12	13:06:01.108	<b>1:00.232</b>	+0.170	18.681	20.071	21.480	5	12:58:59.791	<b>1:00.550</b>	+0.405	18.610	20.172	21.768
13	13:07:01.370	<b>1:00.262</b>	+0.200	<b>18.538</b>	19.941	21.783	6	13:00:00.102	<b>1:00.311</b>	+0.166	18.639	20.133	<b>21.539</b>
14	13:08:01.442	<b>1:00.072</b>	+0.010	18.605	19.984	21.483	7	13:01:00.500	<b>1:00.398</b>	+0.253	18.612	20.072	21.714
15	13:09:01.760	<b>1:00.318</b>	+0.256	18.629	20.066	21.623	8	13:02:00.829	<b>1:00.329</b>	+0.184	18.583	20.093	21.653
16	13:10:02.043	<b>1:00.283</b>	+0.221	18.689	20.043	21.551	9	13:03:01.059	<b>1:00.230</b>	+0.085	18.703	19.959	21.568
17	13:11:02.505	<b>1:00.462</b>	+0.400	18.706	20.113	21.643	10	13:04:01.580	<b>1:00.521</b>	+0.376	18.768	20.070	21.683
18	13:12:02.804	<b>1:00.299</b>	+0.237	18.672	20.005	21.622	11	13:05:01.952	<b>1:00.372</b>	+0.227	18.674	20.058	21.640
<b>(8) Ilmari Korpivaara</b>							12	13:06:02.146	<b>1:00.194</b>	+0.049	18.595	20.029	21.570
1	12:54:56.812						13	13:07:02.291	<b>1:00.145</b>		18.609	<b>19.848</b>	21.688
2	12:55:59.171	<b>1:02.359</b>	+2.045	19.131	21.444	22.084	14	13:08:02.493	<b>1:00.202</b>	+0.057	<b>18.542</b>	20.015	21.645
3	12:57:00.485	<b>1:01.314</b>	+1.000	18.921	20.400	21.993	15	13:09:03.099	<b>1:00.606</b>	+0.461	18.679	20.267	21.660
4	12:58:01.502	<b>1:01.017</b>	+0.703	18.832	20.398	21.787	16	13:10:03.446	<b>1:00.347</b>	+0.202	18.638	19.969	21.740
5	12:59:02.198	<b>1:00.696</b>	+0.382	18.831	20.157	21.708	17	13:11:03.678	<b>1:00.232</b>	+0.087	18.593	19.997	21.642
6	13:00:03.029	<b>1:00.831</b>	+0.517	18.678	20.422	21.731	18	13:12:03.943	<b>1:00.265</b>	+0.120	18.592	19.974	21.699
7	13:01:03.508	<b>1:00.479</b>	+0.165	18.716	20.090	21.673	<b>(7) Joonas Lappalainen</b>						
8	13:02:03.822	<b>1:00.314</b>		18.698	19.981	21.635	1	12:54:55.302				21.606	22.260
9	13:03:04.212	<b>1:00.390</b>	+0.076	18.679	19.945	21.766	2	12:55:57.121	<b>1:01.819</b>	+1.789	18.967	20.884	21.968
10	13:04:04.526	<b>1:00.314</b>		18.709	<b>19.850</b>	21.755	3	12:56:58.576	<b>1:01.455</b>	+1.425	18.982	20.495	21.978
11	13:05:05.059	<b>1:00.533</b>	+0.219	18.768	20.027	21.738	4	12:57:59.549	<b>1:00.973</b>	+0.943	18.893	20.253	21.827
12	13:06:06.168	<b>1:01.109</b>	+0.795	18.708	20.411	21.990	5	12:59:00.110	<b>1:00.561</b>	+0.531	18.697	20.122	21.742
13	13:07:07.115	<b>1:00.947</b>	+0.633	18.686	20.311	21.950	6	13:00:00.739	<b>1:00.629</b>	+0.599	18.626	20.168	21.835
14	13:08:07.667	<b>1:00.552</b>	+0.238	18.714	20.059	21.779	7	13:01:01.050	<b>1:00.311</b>	+0.281	18.696	20.030	21.585
15	13:09:08.348	<b>1:00.681</b>	+0.367	18.788	20.202	21.691	8	13:02:01.788	<b>1:00.738</b>	+0.708	19.084	20.062	21.592
16	13:10:08.687	<b>1:00.339</b>	+0.025	18.743	19.962	<b>21.634</b>	9	13:03:02.082	<b>1:00.294</b>	+0.264	18.702	20.070	21.522
17	13:11:09.163	<b>1:00.476</b>	+0.162	18.771	20.042	21.663	10	13:04:02.491	<b>1:00.409</b>	+0.379	18.857	19.991	21.561
18	13:12:09.535	<b>1:00.372</b>	+0.058	<b>18.666</b>	19.945	21.761	11	13:05:02.650	<b>1:00.159</b>	+0.129	18.674	19.933	21.552
<b>(67) Robin Fredriksson</b>							12	13:06:03.000	<b>1:00.350</b>	+0.320	18.656	20.083	21.611
1	12:54:57.975				22.719	22.590	13	13:07:03.328	<b>1:00.328</b>	+0.298	18.706	19.999	21.623
2	12:56:00.662	<b>1:02.687</b>	+2.168	19.472	20.978	22.237	14	13:08:03.625	<b>1:00.297</b>	+0.267	18.601	<b>19.907</b>	21.789
3	12:57:02.071	<b>1:01.409</b>	+0.890	18.984	20.478	21.947	15	13:09:04.060	<b>1:00.435</b>	+0.405	18.784	20.047	21.604
4	12:58:04.276	<b>1:02.205</b>	+1.686	18.882	21.111	22.212	16	13:10:04.229	<b>1:00.169</b>	+0.139	<b>18.593</b>	19.914	21.662
5	12:59:05.777	<b>1:01.501</b>	+0.982	18.870	20.776	21.855	17	13:11:04.259	<b>1:00.030</b>		18.614	19.960	<b>21.456</b>
6	13:00:06.945	<b>1:01.168</b>	+0.649	18.798	20.578	21.792	18	13:12:04.489	<b>1:00.230</b>	+0.200	18.621	19.949	21.660
7	13:01:08.060	<b>1:01.115</b>	+0.596	18.771	20.436	21.908	<b>(47) Robert Svensson</b>						
8	13:02:08.915	<b>1:00.855</b>	+0.336	18.810	20.211	21.834	1	12:54:55.660				21.849	22.177
9	13:03:09.668	<b>1:00.753</b>	+0.234	18.785	20.228	21.740	2	12:55:58.349	<b>1:02.689</b>	+2.482	19.251	21.147	22.291
10	13:04:10.187	<b>1:00.519</b>		18.731	<b>20.020</b>	21.768	3	12:56:59.828	<b>1:01.479</b>	+1.272	19.118	20.538	21.823
11	13:05:10.888	<b>1:00.701</b>	+0.182	18.743	20.139	21.819	4	12:58:00.618	<b>1:00.790</b>	+0.583	18.771	20.217	21.802
12	13:06:12.051	<b>1:01.163</b>	+0.644	18.736	20.556	21.871	5	12:59:01.707	<b>1:01.089</b>	+0.882	18.739	20.536	21.814
13	13:07:16.866	<b>1:04.815</b>	+4.296	19.670	23.280	21.865	6	13:00:02.409	<b>1:00.702</b>	+0.495	18.717	20.261	21.724
14	13:08:17.549	<b>1:00.683</b>	+0.164	18.765	20.112	21.806	7	13:01:02.960	<b>1:00.551</b>	+0.344	18.713	20.169	21.669
15	13:09:18.551	<b>1:01.002</b>	+0.483	18.654	20.538	21.810	8	13:02:03.167	<b>1:00.207</b>		18.576	20.048	21.583
16	13:10:19.147	<b>1:00.596</b>	+0.077	18.686	20.160	21.750	9	13:03:03.489	<b>1:00.322</b>	+0.115	18.640	<b>19.972</b>	21.710
17	13:11:19.694	<b>1:00.547</b>	+0.028	<b>18.645</b>	20.159	21.743	10	13:04:03.736	<b>1:00.247</b>	+0.040	18.608	20.100	<b>21.539</b>
18	13:12:20.336	<b>1:00.642</b>	+0.123	18.734	20.222	<b>21.686</b>	11	13:05:04.703	<b>1:00.967</b>	+0.760	18.572	20.145	22.250
<b>(99) Karl Ero</b>							12	13:06:05.746	<b>1:01.043</b>	+0.836	18.830	20.354	21.859
1	12:54:58.979				23.303	22.991	<b>(67) Robin Fredriksson</b>						
2	12:56:02.285	<b>1:03.306</b>	+1.542	19.432	21.357	22.517	1	12:54:59.863				22.940	23.520
3	12:57:04.901	<b>1:02.616</b>	+0.852	19.217	21.057	22.342	2	12:56:03.716	<b>1:03.853</b>	+2.273	19.750	21.158	22.945
4	12:58:06.961	<b>1:02.060</b>	+0.296	19.151	20.567	22.342	3	12:57:06.913	<b>1:03.197</b>	+1.617	19.402	21.163	22.632
5	12:59:09.174	<b>1:02.213</b>	+0.449	19.200	20.701	22.312	4	12:58:09.272	<b>1:02.359</b>	+0.779	19.173	20.569	22.617
6	13:00:11.228	<b>1:02.054</b>	+0.290	19.038	20.833	22.183	5	12:59:11.937	<b>1:02.665</b>	+1.085	19.283	20.744	22.638
7	13:01:13.209	<b>1:01.981</b>	+0.217	19.121	20.626	22.234	6	13:00:14.798	<b>1:02.861</b>	+1.281	19.444	20.843	22.574
8	13:02:15.113	<b>1:01.904</b>	+0.140	19.096	20.537	22.271	<b>(99) Karl Ero</b>						
9	13:03:17.016	<b>1:01.903</b>	+0.139	19.111	20.677	<b>22.115</b>	1	12:54:59.863				22.940	23.520
10	13:04:18.917	<b>1:01.901</b>	+0.137	19.032	20.539	22.330	2	12:56:03.716	<b>1:03.853</b>	+2.273	19.750	21.158	22.945
11	13:05:20.847	<b>1:01.930</b>	+0.166	19.093	20.690	22.147	3	12:57:06.913	<b>1:03.197</b>	+1.617	19.402	21.163	22.632
12	13:06:22.611	<b>1:01.764</b>		19.066	20.524	22.174	4	12:58:09.272	<b>1:02.359</b>	+0.779	19.173	20.569	22.617
13	13:07:24.508	<b>1:01.897</b>	+0.133	19.014	<b>20.519</b>	22.364	5	12:59:11.937	<b>1:02.665</b>	+1.085	19.283	20.744	22.638
14	13:08:27.168	<b>1:02.660</b>	+0.896	19.025	20.845	22.790							

# STCC Knutstorp

Formula Renault 1.6

Ring knutstorp 2,070 Km

Heat 2

23.08.2014 12:50

Race (20:00 or 18 Laps) started at 12:53:52

Lap	Time of Day	Lap Tm	Diff	S1 Tm	S2 Tm	S3 Tm	Lap	Time of Day	Lap Tm	Diff	S1 Tm	S2 Tm	S3 Tm
7	13:01:17.263	1:02.465	+0.885	19.262	20.653	22.550							
8	13:02:19.711	1:02.448	+0.868	19.270	20.716	22.462							
9	13:03:22.102	1:02.391	+0.811	19.265	20.657	22.469							
10	13:04:23.947	1:01.845	+0.265	19.010	20.608	22.227							
11	13:05:25.527	1:01.580		18.998	20.370	22.212							
12	13:06:28.161	1:02.634	+1.054	19.187	20.651	22.796							
13	13:07:30.658	1:02.497	+0.917	19.188	20.570	22.739							
14	13:08:32.768	1:02.110	+0.530	19.125	20.595	22.390							
15	13:09:36.226	1:03.458	+1.878	19.069	20.988	23.401							
16	13:10:38.450	1:02.224	+0.644	19.126	20.701	22.397							
17	13:11:40.636	1:02.186	+0.606	19.033	20.686	22.467							
18	13:12:43.707	1:03.071	+1.491	19.213	20.834	23.024							
<hr/>													
(44) Rasmus Ericsson													
1	12:54:56.451				21.655	22.376							
2	12:55:58.906	1:02.455	+1.391	19.239	20.969	22.247							
3	12:57:01.539	1:02.633	+1.569	19.606	20.929	22.098							
4	12:58:03.787	1:02.248	+1.184	19.202	20.970	22.076							
5	12:59:04.851	1:01.064		18.922	20.333	21.809							
<hr/>													
(12) Paul Blomqvist													
p1	12:55:10.919				23.966								